



SAFETY ALERT 1402565-1B

PRECAUTIONS BEFORE PRESSURE TESTING

(D) Sicherheitshinweis 1402565-1B - Sicherheitsvorkehrungen vor Druckprüfungen

(F) Alerte de sécurité 1402565-1B - Précautions à prendre avant test de pression

(NL) Veiligheidswaarschuwing 1402565-1B - Voorzorgsmaatregelen voor het uitvoeren van een druktest

(E) Alerta de seguridad 1402565-1B - Precauciones previas a la comprobación de presión

(I) Avvertimento di sicurezza 1402565-1B - Precauzioni prima del test di pressione

(P) Aviso de segurança 1402565-1B - Precauções antes de efetuar o ensaio de pressão

(S) Säkerhetsvarning 1402565-1B - Försiktighetsåtgärder före trycktestning

(N) Sikkerhetsvarsel 1402565-1B - Forholdsregler før trykktesting

(TR) Güvenlik uyarısı 1402565-1B - Basınç testi öncesinde alınacak önlemler

(CZ) Bezpečnostní upozornění 1402565-1B - Opatření před tlakovou zkouškou

(SLO) Varnostno opozorilo 1402565-1B - Previdnostni ukrepi pred tlačnim preskusom

(SK) Bezpečnostné upozornenie 1402565-1B - Bezpečnostné opatrenia pred tlakovou skúškou

(RUS) Предупреждение о мерах безопасности 1402565-1B - Меры предосторожности перед испытанием под давлением

(RO) Alertă privind siguranța 1402565-1B - Măsuri de precauție înainte de verificarea presiunii

(PL) Alert bezpieczeństwa 1402565-1B - Środki ostrożności przed próbami ciśnieniowymi

(H) Biztonság figyelmeztetés 1402565-1B - Nyomásteresztelés előtti biztonsági előírások


(HR) Sigurnosne napomene 1402565-1B - Mjere opreza prije ispitivanja tlaka

(FIN) Turvallisuusvaroitus 1402565-1B - Painetestausta edeltävät varotoimet

(GR) Ειδοποίηση ασφάλειας 1402565-1B - Προφυλάξεις πριν από τη δοκιμή πίεσης

(DK) Sikkerhedsalarm 1402565-1B - Foranstaltninger inden tryktest

(BG) Предупреждение за безопасност 1402565-1B - Предпазни мерки преди тестване на налягането



MANUFACTURER
Address Of Manufacturer





a ←	ERLQ004CAV3			
b ←	MFG. NO. : J000790	PS HIGH: 4,17 MPa	~ 50 Hz	230 V 18,0 A
	MFG. DATE : 2012.09	PS LOW: 2,90 MPa	MAX.	20 A
	54 kg	MADE IN CZECH REP.	IPX4	R410A 1,45 kg
		  	Combinations admises a la marque NF: Voir notices d'installation et d'utilisation	
		 Contains fluorinated greenhouse gases covered by the Kyoto Protocol	R410A	
				3PW73429-1A

Fig.1

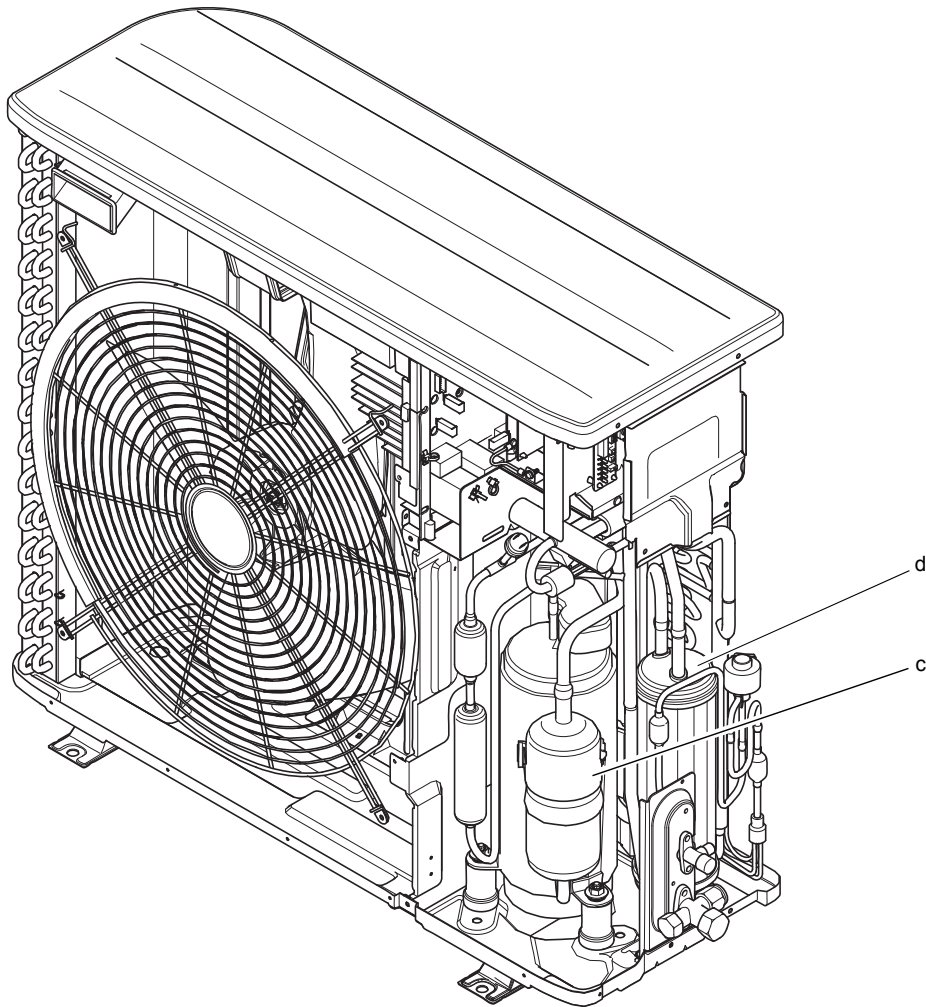


Fig.2




Units in scope:

Heating outdoor units produced before 2013

All manufacturing numbers in scope for following models:						Units in scope limited by manufacturing number (*) for following models:			
Unit type (a)		Unit type (a)		Unit type (a)		Unit type (a)	mfg number range (b)	Unit type (a)	mfg number range (b)
ERHQ006	AD, BA & BB series	RRLQ006	BA & BB series	ERYQ005	AA, AB & AC series	EBHQ006BAV3	0000000 - 1301925	ERLQ006CAV3	J000101 - J000873
ERHQ007		RRLQ007		ERYQ006		EBHQ008BAV3	0000000 - 1201170	ERLQ008CAV3	J000101 - J001464
ERHQ008		RRLQ008		ERYQ007		ERLQ004CAV3	J000101 - J001090		
RRHQ006	AD & BA series	ERLQ006	BA & BB series	HRHQ006	AD series	BELARIAS06AE0	J000101 - J000240	BELARIAS06AE02	J000101 - J000205
RRHQ007		ERLQ007		HRHQ007		BELARIAS07AE01	J000101 - J000225	BELARIAS07AE02	J000101 - J000263
RRHQ008		ERLQ008		HRHQ008		BELARIAS08AE01	J000101 - J000605	BELARIAS08AE02	J000101 - J000467

(*) Please check Fig.1 for how to find the unit type (a) and the manufacturing number (b) on the nameplate.

Possible hazard description:



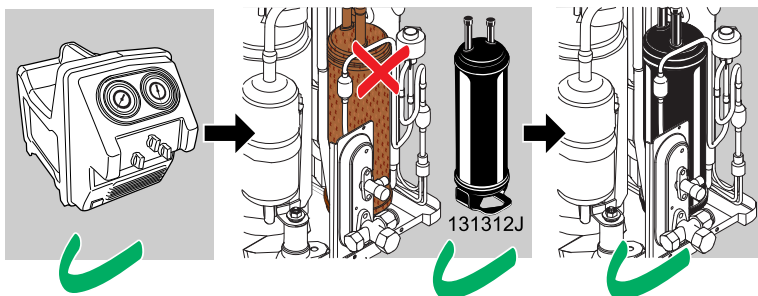
The outdoor units in scope contain two suction accumulators. A small one (c, Fig.2) installed directly on the compressor and a bigger separate suction accumulator (d, Fig.2) mounted on the bottom plate.

In more severe operating conditions, the separate suction accumulator (d, Fig.2) on units in scope can corrode prematurely. After some years of operation, the corrosion can reduce the wall thickness of the accumulator, causing the suction accumulator to no longer withstand the maximum allowable pressure.

When called to site for a U0 error, service engineers might decide to pressure test the refrigerant circuit in order to detect the leak location. During pressure testing the accumulator could burst at pressures below the maximum allowable pressure.

Required actions:

In order to guarantee the safety of the service engineers, do not perform a pressure test before you have carried out the next procedure.



- Recover the refrigerant of the unit,
- Check the condition of the suction accumulator. If after removing the sound insulation the suction accumulator is found to be rusty, replace the suction accumulator by a new accumulator (spare part number 131312J),
- make sure your service colleagues are informed about the requirement to replace the suction accumulator before pressure testing on heating outdoor units produced before 2013.

Please contact your local representative if you would have more questions on this topic.

We apologize for the inconvenience this problem might cause you.

GB

D

F

NL

E

I

P

S

N

TR

CZ

SLO

SK

RUS

RO

PL

H

HR

FIN

GR

DK

BG