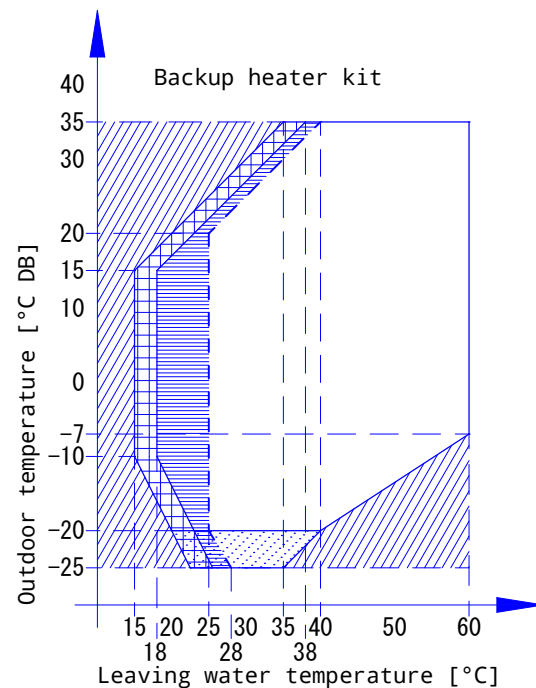
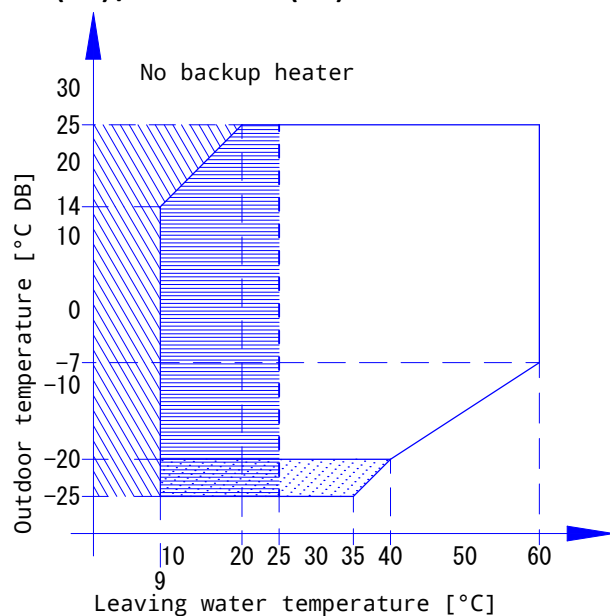



EWYA-DW1P(-H-) / EWYA-DV3P(-H-)




Legend



Heat pump + backup heater operation
Pull-up area



Outdoor unit operation if controller setpoint is regulated to minimal leaving water temperature request.
See dashed lines



Operation of outdoor unit possible, but with possible capacity reduction.



Circulation pump operation only



Backup heater only operation
No outdoor unit operation

Notes

1. If negative ambient temperatures are expected, both in operation or at standstill, take adequate countermeasures against freezing.
For more information, refer to the installation manual.
2. In restricted power supply mode, the outdoor unit and backup heater can only operate separately.