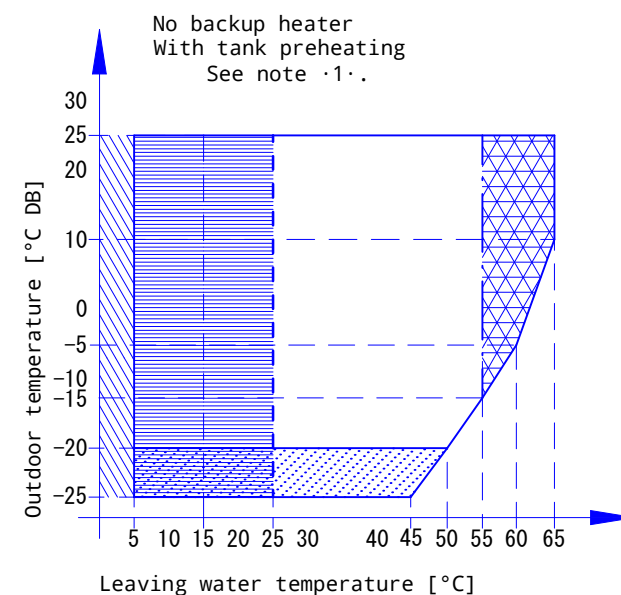
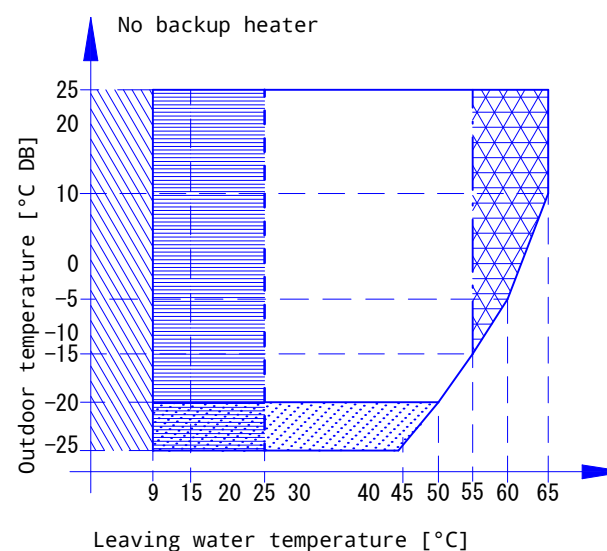
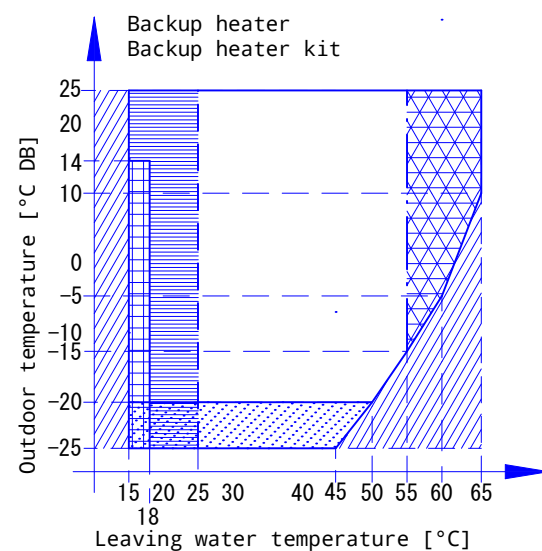


EBLA04-08EV3






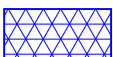
EDLA04-08EV3

EBLA04-08E3V3

EDLA04-08E3V3



Legend

-  Backup heater only operation
No outdoor unit operation
-  Heat pump + backup heater operation
Pull-up area
-  Outdoor unit operation if controller setpoint is regulated to minimal leaving water temperature request.
See dashed lines
-  Operation of outdoor unit possible, but with possible capacity reduction.
-  Circulation pump operation only
-  Outdoor unit operation if setpoint > 55°C and $\Delta T = 10^\circ\text{C}$ (ΔT = outlet temperature - inlet temperature)

Notes

1. Tank preheating
For details, see the installer reference guide.
2. If negative ambient temperatures are expected, both in operation or at standstill, take adequate countermeasures against freezing.
For more information, refer to the installation manual.
3. In restricted power supply mode, the outdoor unit and backup heater can only operate separately.