



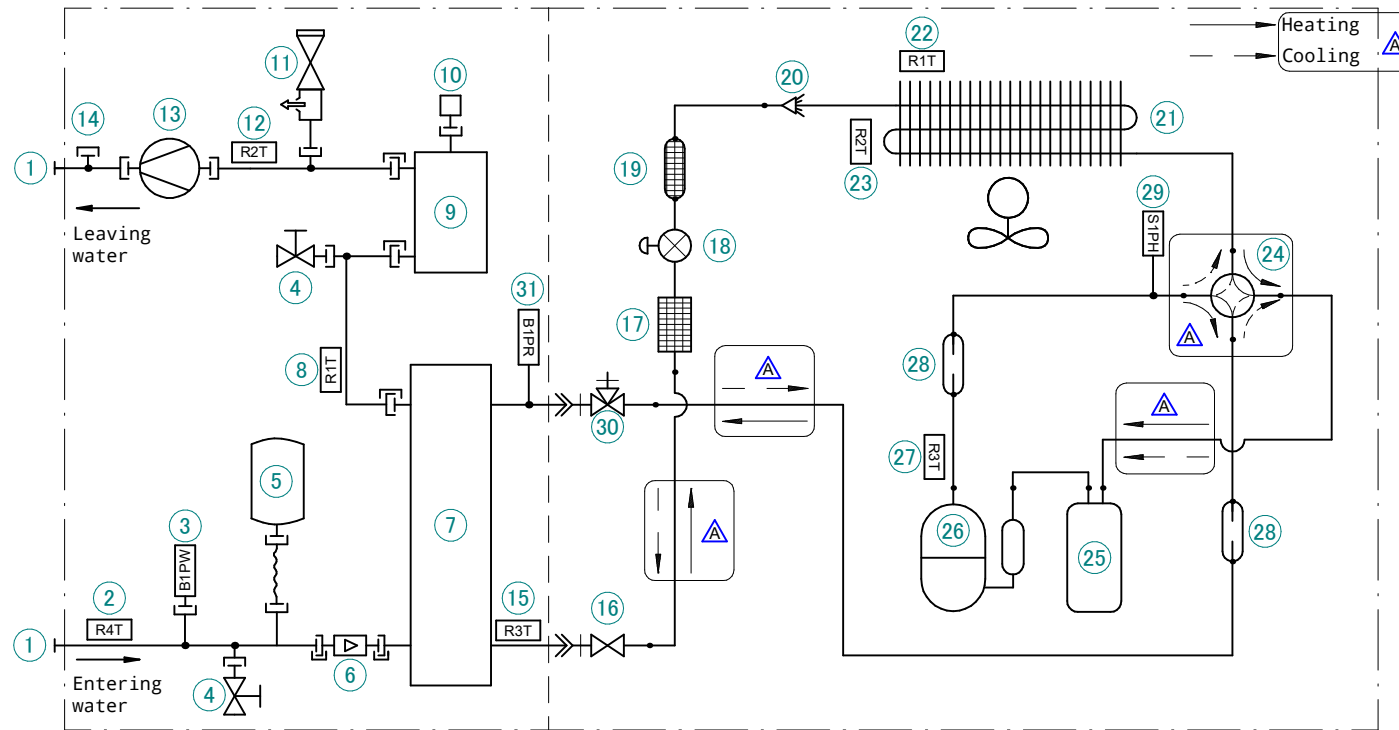


EBLA04-08E3V3

EDLA04-08E3V3

|  |   |
|--|---|
|  Screw connection |  Brazed connection |
|  Quick coupling   |  Flare connection  |



- ① Screw connection ·1"·M·
- ② R4T- Inlet water thermistor
- ③ Space heating water pressure sensor
- ④ Drain valve water circuit
- ⑤ Expansion vessel
- ⑥ Flow sensor
- ⑦ Plate heat exchanger
- ⑧ R1T- Outlet water heat exchanger thermistor
- ⑨ Backup heater
- ⑩ Automatic air purge valve
- ⑪ Safety valve
- ⑫ R2T- Outlet water backup heater thermistor
- ⑬ Pump
- ⑭ Connection for optional flow switch
- ⑮ R3T- Refrigerant liquid side thermistor

- ⑯ Liquid stop valve
- ⑰ Filter
- ⑱ Electronic expansion valve
- ⑲ Muffler with filter
- ⑳ Distributor
- ㉑ Heat exchanger
- ㉒ R1T- Thermistor (outdoor air)
- ㉓ R2T- Thermistor (heat exchanger)
- ㉔ 4-way valve
- ㉕ Accumulator
- ㉖ Compressor
- ㉗ R3T- Thermistor (discharge)
- ㉘ Muffler
- ㉙ High pressure switch
- ㉚ Gas stop valve with service port
- ㉛ Refrigerant pressure sensor