



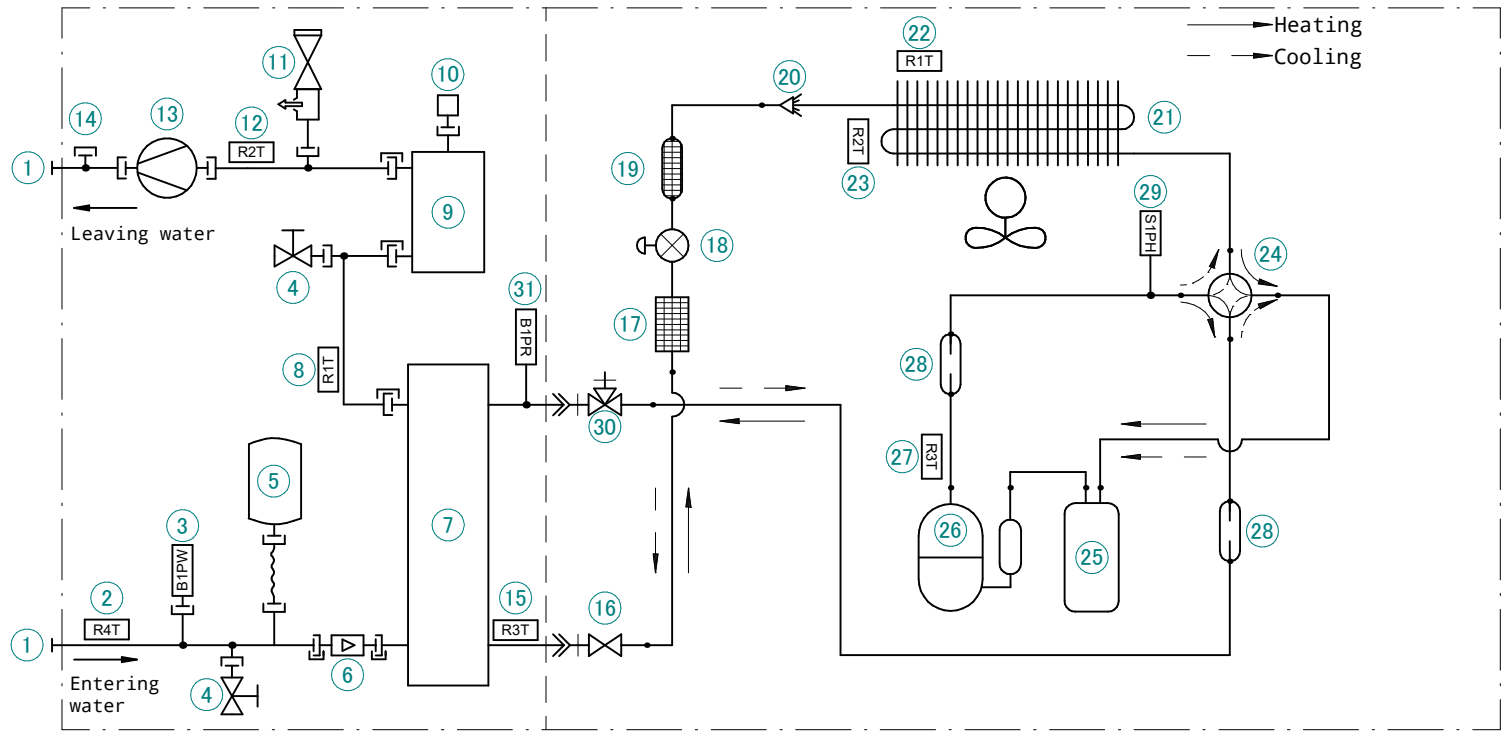


EBLA04-08E3V3  
EDLA04-08E3V3

 Screw connection	 Brazed connection
 Quick coupling	 Flare connection



- 1 Screw connection ·1"·
- 2 R4T-Inlet water thermistor
- 3 Space heating water pressure sensor
- 4 Drain valve water circuit
- 5 Expansion vessel
- 6 Flow sensor
- 7 Plate heat exchanger
- 8 R1T-Outlet water heat exchanger thermistor
- 9 Backup heater
- 10 Automatic air purge valve
- 11 Safety valve
- 12 R2T-Outlet water backup heater thermistor
- 13 Pump
- 14 Connection for optional flow switch
- 15 R3T-Refrigerant liquid side thermistor

- 16 Liquid stop valve
- 17 Filter
- 18 Electronic expansion valve
- 19 Muffler with filter
- 20 Distributor
- 21 Heat exchanger
- 22 R1T-Thermistor (air)
- 23 R2T-Thermistor (heat exchanger)
- 24 4-way valve
- 25 Accumulator
- 26 Compressor
- 27 R3T-Thermistor (discharge)
- 28 Muffler
- 29 High pressure switch
- 30 Gas stop valve with service port
- 31 Refrigerant pressure sensor