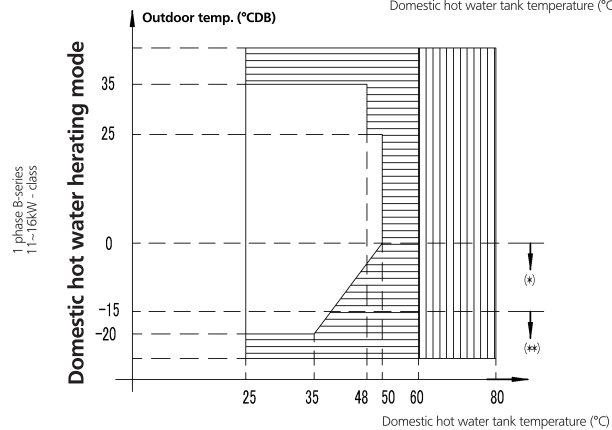
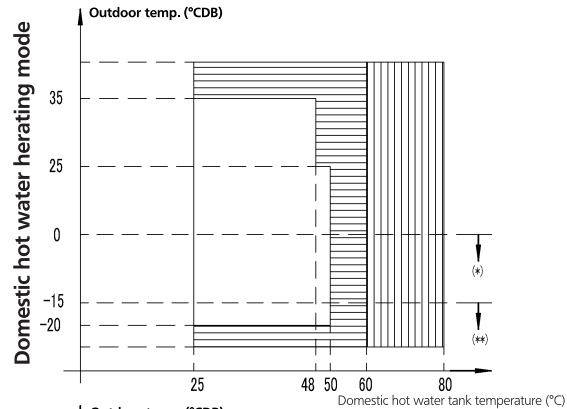
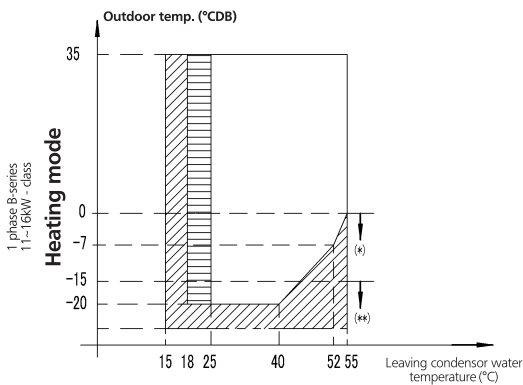
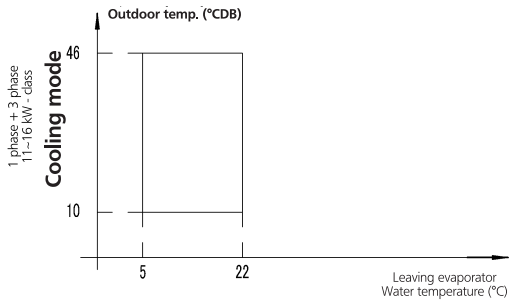


# EBLQ011-016BB6W1



## Legend

- : Backup heater only operation  
No outdoor unit operation
- : Outdoor unit operation if setpoint  $\geq 25^{\circ}\text{C}$
- : Operation of outdoor unit possible, but with possible capacity reduction. If the outdoor temperature  $< 20^{\circ}\text{C}$ , the outdoor unit will stop. Indoor unit and backup heater operation will continue.

## Legend

- : Only booster heater operation (EKHW\*)
- : Only booster heater operation (EKHW\*)  
Only backup heater operation (EKHT5\*)

(\*) EDLQ/EBLQ units include special equipment (insulation, heater, sheet, ...) to ensure good operation in areas where low ambient temperature can occur together with high humidity conditions. In such conditions the EDHQ/EBHQ models may experience problems with severe ice build up on the aircooled coil. In case such conditions are expected, the EDLQ/EBLQ models must be installed instead. These models contain countermeasures (insulation, heater sheet, ...) to prevent freeze up.

Both E(D)/BLQ and E(D)/B)HQ units have a freeze prevention function using the pump and backup heater to keep the water system safe from freezing in all conditions. In case accidental or intentional power shutdown is likely to happen, we recommend to use glycol.

(\*\*) Only EDLQ/EBLQ models allowed.