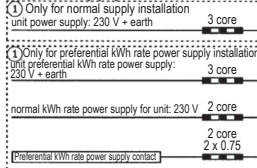
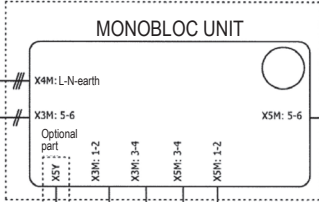


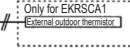
Power supply



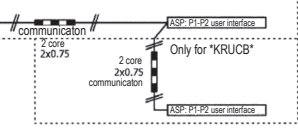
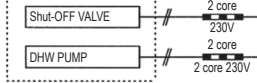
STANDARD PART



OPTIONAL PART

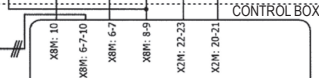
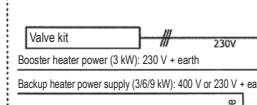


FIELD SUPPLY

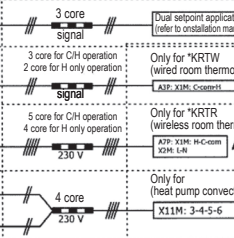


STANDARD PART  
OPTIONAL PART

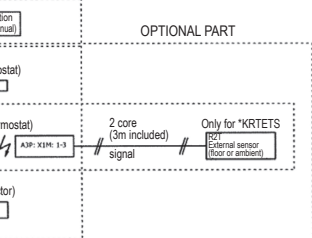
OPTIONAL PART



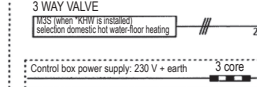
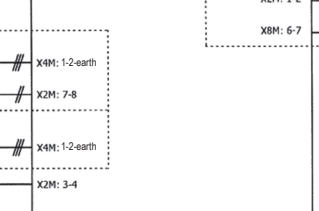
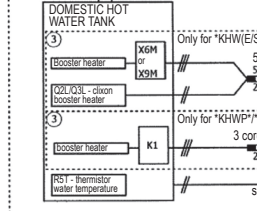
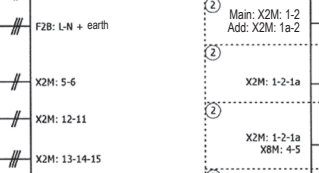
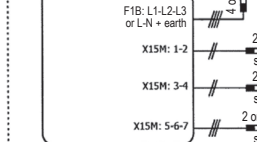
EXTERNAL ROOM THERMOSTAT / HEAT PUMP CONVECTOR (main and / or additional zone)



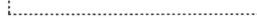
OPTIONAL PART



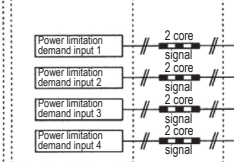
BUH OPTION



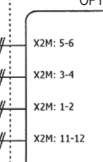
Power supply



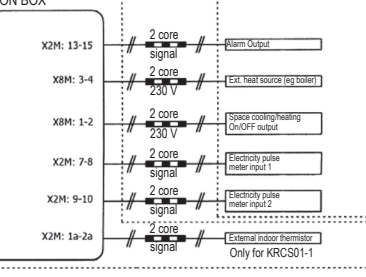
FIELD SUPPLY



OPTIONAL PART



OPTION BOX



TYPICAL CONFIGURATION

OUTDOOR	INDOOR	
		2 low voltage wires
		Standard: 4 low voltage wires Optional: 4 high voltage wires
		Only for "DLO" Standard: 4 low voltage wires Optional: 4 high voltage wires Inside: 6 or 7 wires to BUH
		Only for "BLO" Standard: 4 low voltage wires Optional: 5 high voltage wires Inside: 6 or 7 wires to BUH Valve kit: 3 wires

NOTES

- In case of signal cable: keep minimum distance to power cables > 5 m.
- Available heaters: see combination table.