EHSH-E
EHSXB-E
EHSX-E
EHSHB-E

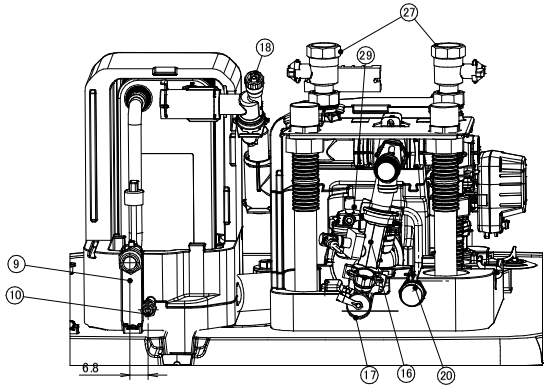

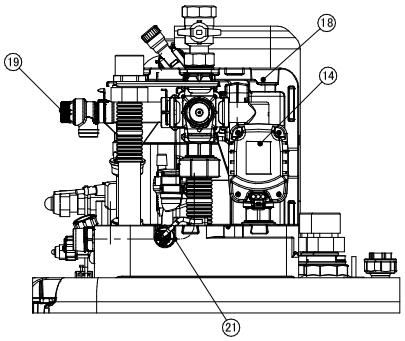

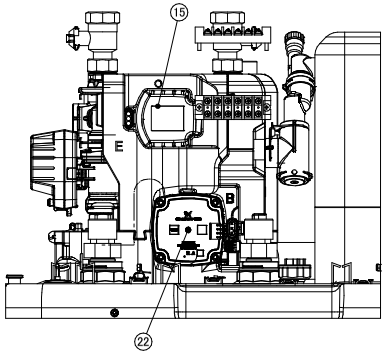

1. Interfaz de usuario
2. ENTRADA de agua de calefacción/refrigeración de habitaciones
3. SALIDA de agua de calefacción/refrigeración de habitaciones
4. Agua caliente sanitaria: entrada de agua fría (screw connection, 1")
5. Agua caliente sanitaria: salida de agua caliente (screw connection, 1")
6. Conexión de entrada de agua (hot water, BIV, screw connection, 1")
7. Conexión de salida de agua (cold water, BIV, screw connection, 1")
8. Intercambiador de calor de placas
9. Conexión de la tubería de gas Ø15.9 mm abocardada
10. Conexión de la tubería de líquido Ø6.35 mm abocardada
11. ConexiónDrain-back
12. Termistor del depósito
13. Volumen del depósito level indicator
14. Válvula de Mixing 3 vías
15. Válvula de Bypass 3 vías
16. Sensor de caudal
17. Válvula de drenaje/válvula de llenado
18. Válvula de purga de aire manual
19. Válvula de seguridad
20. Conexión de vaso de expansión (screw connection, 3/4")
21. Sensor de presión de agua de calefacción de habitaciones
22. Bomba
23. Bandeja de drenaje
24. Salida de agua
25. Caja de interruptores de la resistencia de reserva
26. Resistencia de reserva
27. Válvulas de aislamiento
28. Caja de conexiones
29. Válvula de purga de aire automática

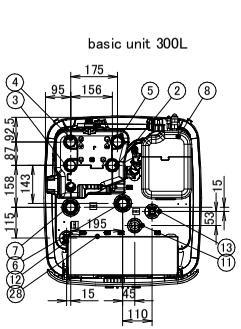

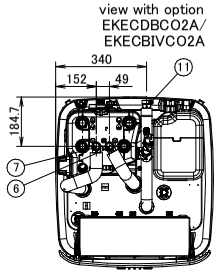

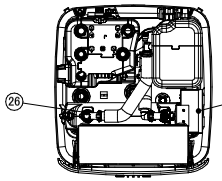

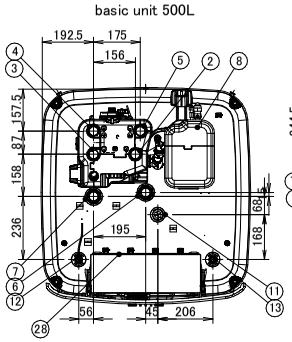

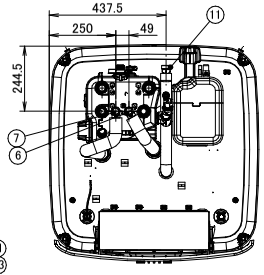

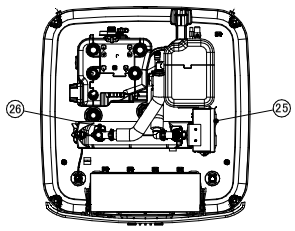

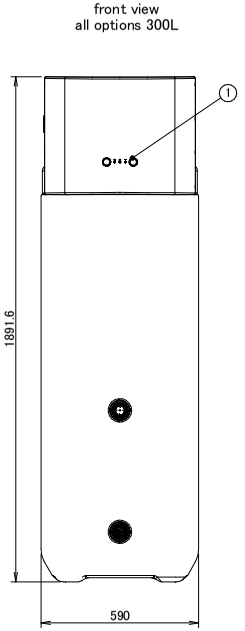

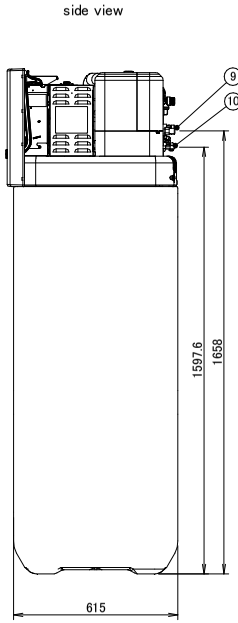

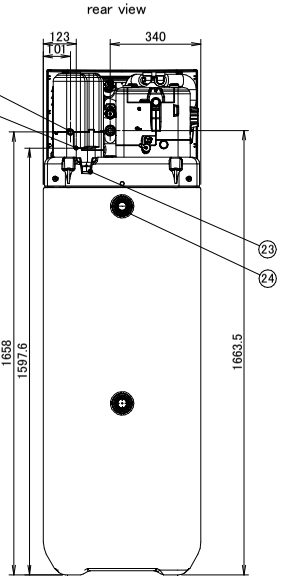

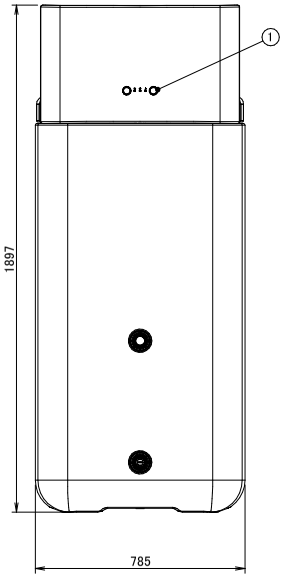

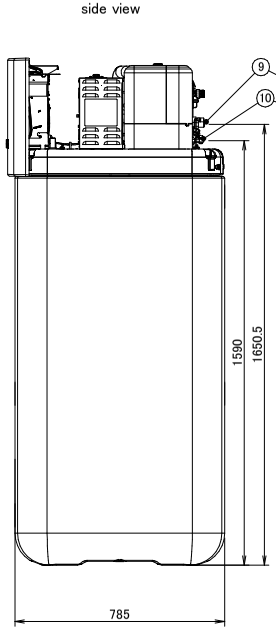

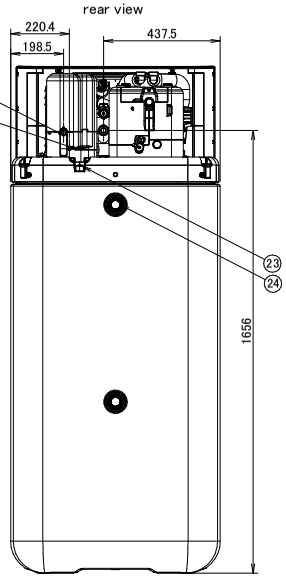

La instalación en la obra típica debe ajustarse a las normativas en vigor.
Para consultar ejemplos, consulte la guía de referencia del instalador.

3D151009