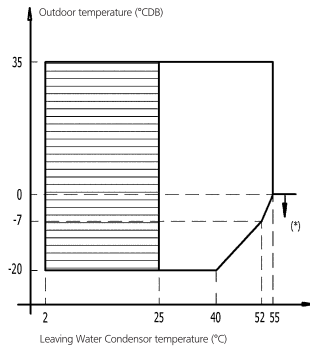
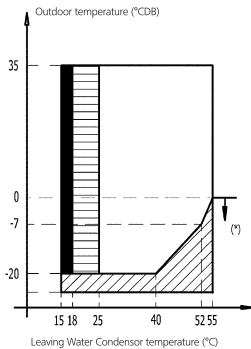






# EHVH-CBV

1 Phase B Series  
11–16kW Class

Backup heater



## Legend

-  Backup heater only operation  
No outdoor unit operation
-  Outdoor unit operation if setpoint  $\geq 25^{\circ}\text{C}$
-  Circulation pump
-  Outdoor unit operation + backup heater operation

## Remark

In restricted power supply mode, the outdoor unit, anti-legionella heater and backup heater can only operate separately.  
(\* units include special equipment (insulation, heater sheet,  $\Delta$ ) to ensure good operation in areas where low ambient temperature can occur together with high humidity conditions.  
In such conditions the \*RLQ models may experience problems with severe ice build up on the aircooled coil. In case such conditions are expected, the \*RLQ must be installed instead.  
These models contain countermeasures (insulation, heater sheet,  $\Delta$ ) to prevent freeze up.