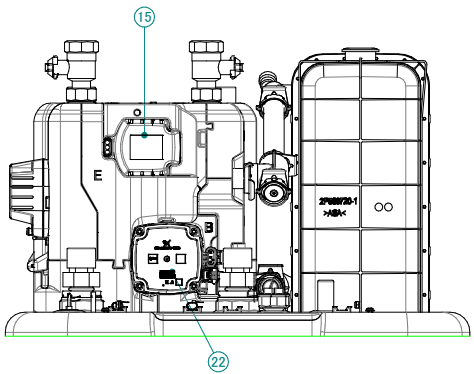
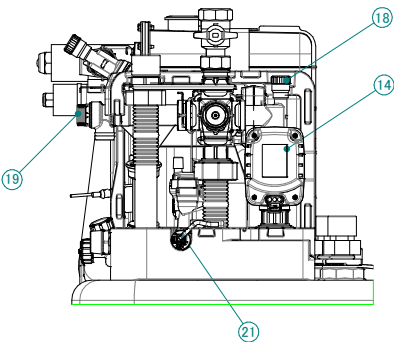
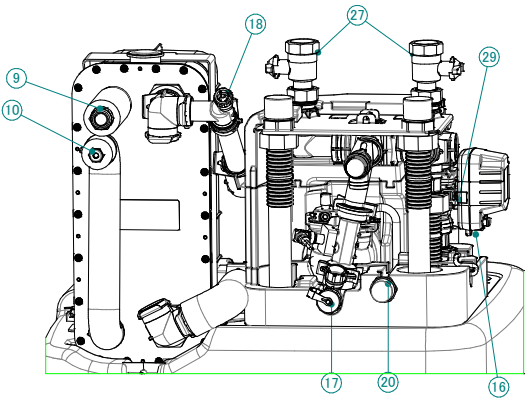


ELSH-E / ELSHB-E / ELSX-E / ELSXB-E



- 1 User interface
- 2 Space heating/cooling water IN
- 3 Space heating/cooling water OUT
- 4 Domestic hot water: cold water in (screw connection, 1")
- 5 Domestic hot water: hot water out (screw connection, 1")
- 6 Water in connection (hot water, BIV, screw connection, 1")
- 7 Water out connection (cold water, BIV, screw connection, 1")
- 8 Plate heat exchanger
- 9 Gas pipe connection -Ø15.9 mm- flare
- 10 Liquid pipe connection -Ø6.35 mm- flare
- 11 Drain-back connection
- 12 Tank thermistor
- 13 Tank volume level indicator
- 14 Mixing 3-way valve
- 15 Bypass 3-way valve
- 16 Flow sensor
- 17 Drain valve / Fill valve
- 18 Manual air purge valve
- 19 Safety valve
- 20 Expansion vessel connection (screw connection, 3/4")
- 21 Space heating water pressure sensor
- 22 Pump
- 23 Drain pan
- 24 Water outlet
- 25 Backup heater switch box
- 26 Backup heater
- 27 Shut-off valves
- 28 Switch box
- 29 Automatic air purge valve

