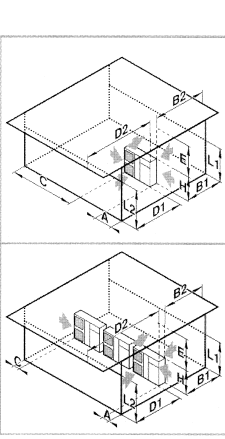


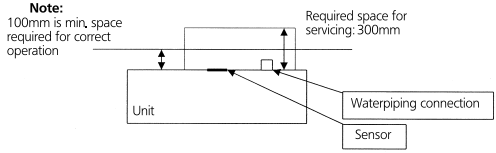
A. Non stacked installation

Legend Unit: mm



↙	↘	↖	↗	↕	A	B1	B2	C	D1	D2	E	L1/L2
✓	✓	✓	✓			≥100						
✓	✓	✓	✓			≥100	≥100					
✓	✓	✓	✓			≥150	≥150	≥150		≤500	≥1000	
✓	✓	✓	✓						≤500	≥500	≥1000	
✓	✓	✓	✓						≤500	≥500	≥1000	
✓	✓	✓	✓			L1<L2			≥100	≥500		
✓	✓	✓	✓			L2<L1			≥100	≥500		
✓	✓	✓	✓			L1<L2	L1≤H		≥150	≤500	≥750	0<L1≤1/2H
✓	✓	✓	✓			L2<L1	L2≤H		≥50	≥1000	≥1000	0<L1≤1/2H
✓	✓	✓	✓						≥250			L1≤H
✓	✓	✓	✓						≥100			L1≤H
✓	✓	✓	✓						≥500	≥500	≥1000	0<L2≤1/2H
✓	✓	✓	✓						≥1000	≥1000	≥1000	1/2H<L2≤H
✓	✓	✓	✓			L1<L2			≥300			
✓	✓	✓	✓			L2<L1			≥250			0<L2≤1/2H
✓	✓	✓	✓						≥300			1/2H<L2≤H
✓	✓	✓	✓			L1<L2	L1≤H		≥200	≤500	≥1000	0<L1≤1/2H
✓	✓	✓	✓			L2<L1	L2≤H		≥50		≥1000	0<L2≤1/2H
✓	✓	✓	✓						≥100		≥1000	1/2H<L2≤H
✓	✓	✓	✓						≥500	≥500	≥1000	1/2H<L2≤H

- ↙ Suction side obstacle
 - ↘ Discharge side obstacle
 - ↖ Left side obstacle
 - ↗ Right side obstacle
 - ↕ Top side obstacle
 - ✓ Obstacle is present
- ▭ This situation is not allowed.

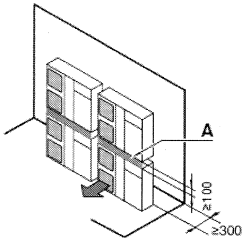
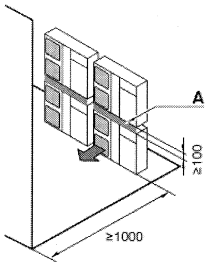


- 1 In these cases, close the bottom of the installation frame to prevent discharged air from being bypassed.
- 2 In these cases, only 2 units can be installed.

B. Stacked installation

1. Obstacles exist in front of the outlet side

2. Obstacles exist in front of the air inlet

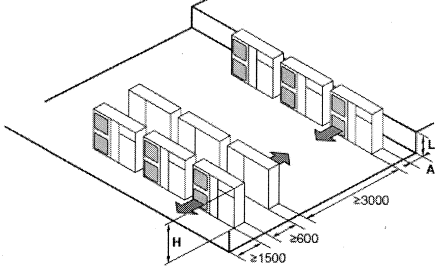
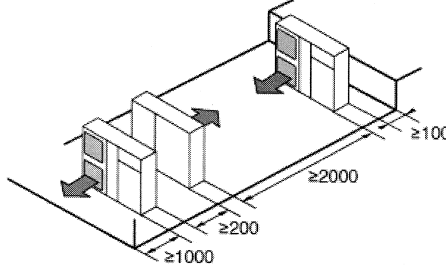


Do not stack more than one unit.
About 100mm is required as the dimension for laying the upper outdoor unit's drain pipe.
Get the portion A sealed so that air from the outlet does not bypass.

C. Multiple-row installation

1. Installation of one unit per row

2. Installing multiple units (2 units or more) in lateral connection per row



Relation of dimensions of H, A, and L are shown in the table below.

	L	A
L ≤ H	0 < L ≤ 1/2 H	250
	1/2 H < L	300
H < L	Installation not allowed	