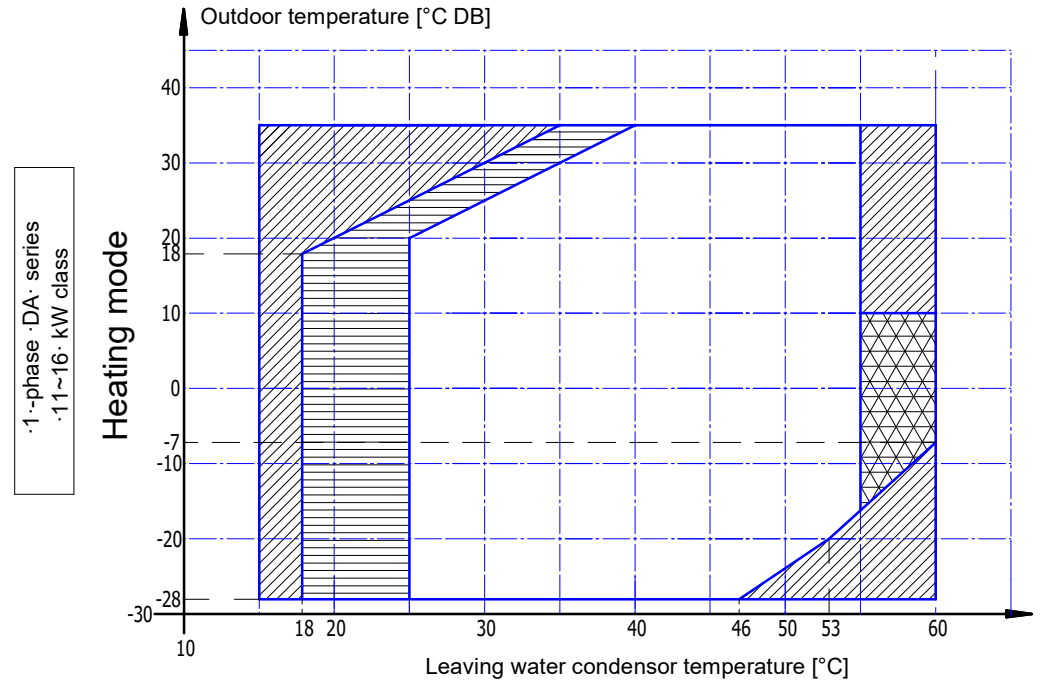
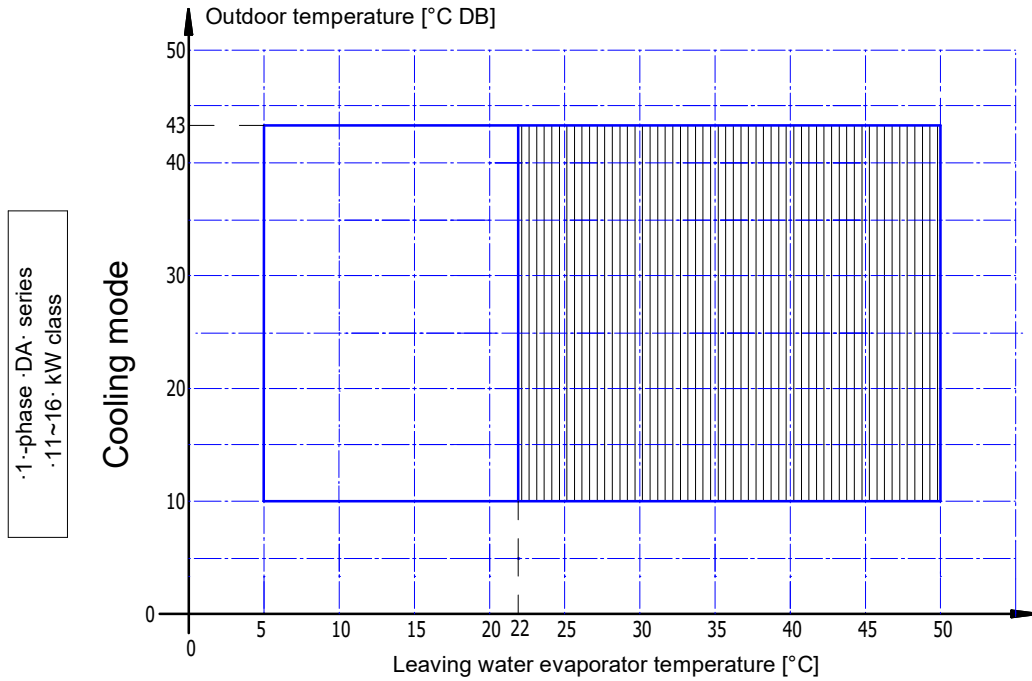






EPGA011-016DV7



Legend

-  Backup heater only operation
No outdoor unit operation
-  Outdoor unit operation if setpoint $\geq 25^{\circ}\text{C}$
-  Pull-down area
-  Outdoor unit operation if setpoint $> 55^{\circ}\text{C}$ and $\Delta T = 8^{\circ}\text{C}$ ($\Delta T = \text{outlet temperature} - \text{inlet temperature}$)

Remark

In restricted power supply mode, the outdoor unit, booster heater and backup heater can only operate separately.

Warning

In areas with low ambient temperatures and high humidity, or in areas with heavy snowfall, optional bottom plate heater kit can be installed.

Non-exhaustive list of areas: Austria, Czech Republic, Denmark, Estonia, Finland, Germany, Hungary, Latvia, Lithuania, Norway, Poland, Romania, Serbia, Slovakia, Sweden, ...