

Domestic hot water heating mode

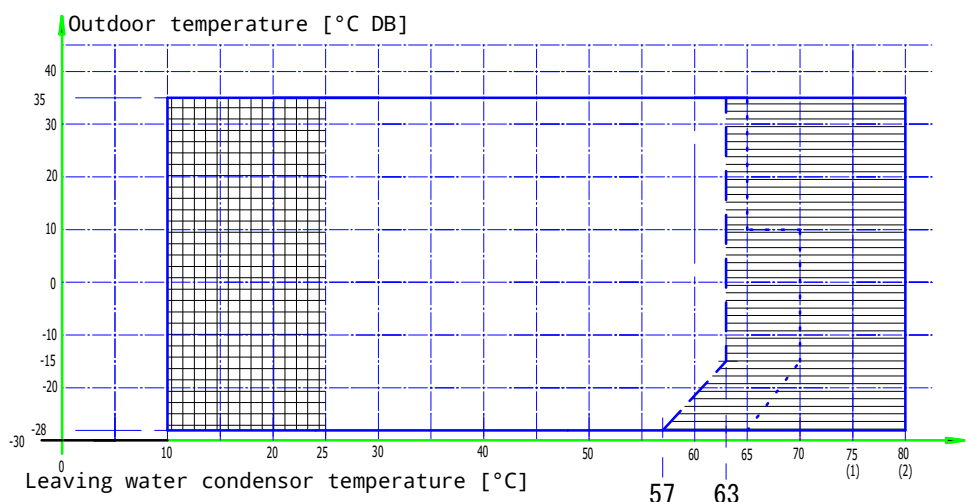
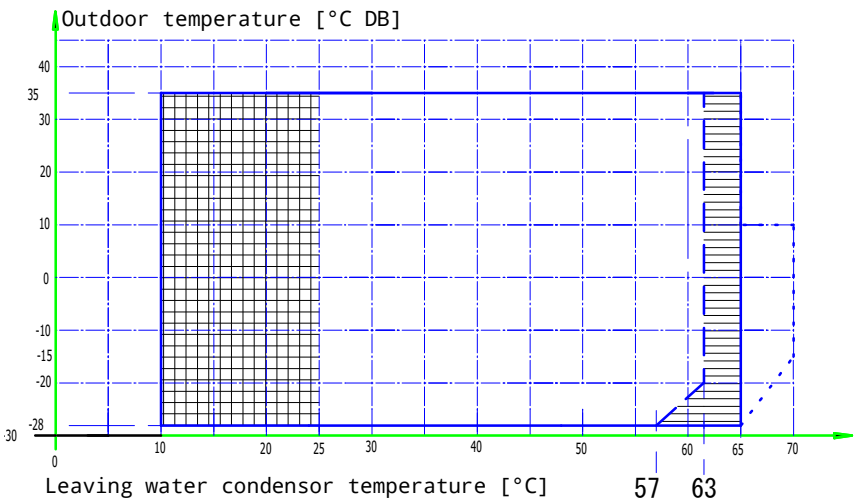
ETV\*

EKHWP\*

+ ETS\*

EKHS\*200\*  
EKHS\*250\*  
EKHS\*300\*

+ Third-party with identical specifications as EKHS\*200\*.

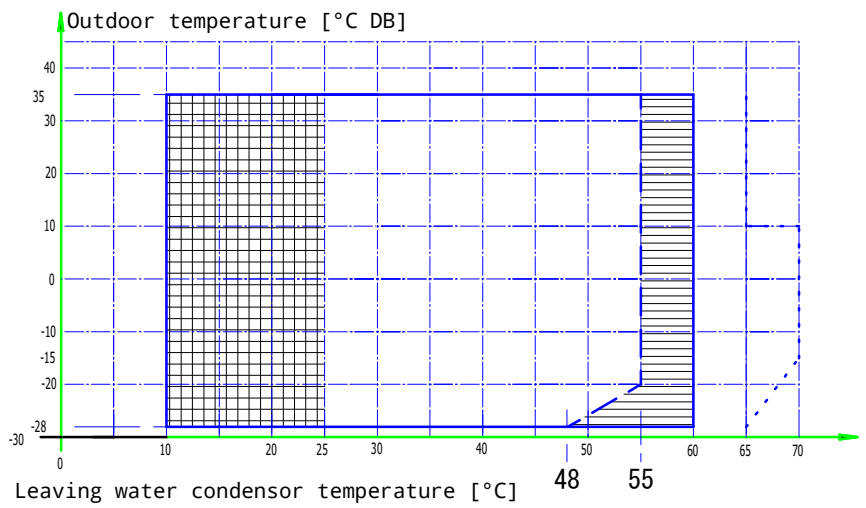


Legend

- Setpoint [°C]  
Domestic hot water
- - - Leaving water temperature [°C]
- ▨ Pull-up area
- ▨ Booster heater only operation (if a booster heater is part of the system)
- (1) Combination of EKHS and ETB\*16\* indoor units / ETS\*16\* indoor units only
- (2) Combination of EKHWP and ETB\*16\* indoor units

Remark

1. In restricted power supply mode (EKHW\* only), the outdoor unit, booster heater and backup heater can only operate separately.
2. Third-party with identical specifications as EKHS\*150\*.  
Coil surface > 1.05·m2  
Tank thermistor: top part of heat pump coil. Small overlap.
3. Third-party with identical specifications as EKHS\*200\*.  
Coil surface > 1.8·m2  
Tank thermistor: top part of heat pump coil. Small overlap.



EKHS\*150\*  
EKHS\*180\*

+

Third-party with identical specifications as EKHS\*150\*