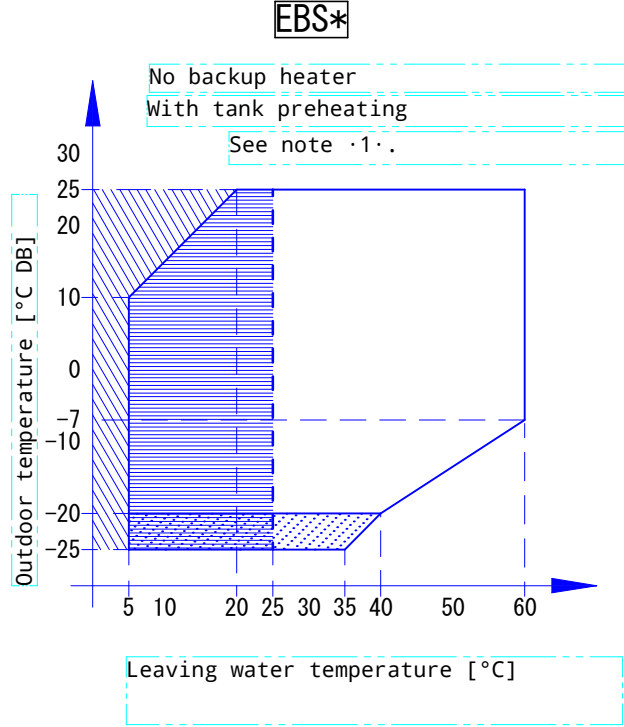
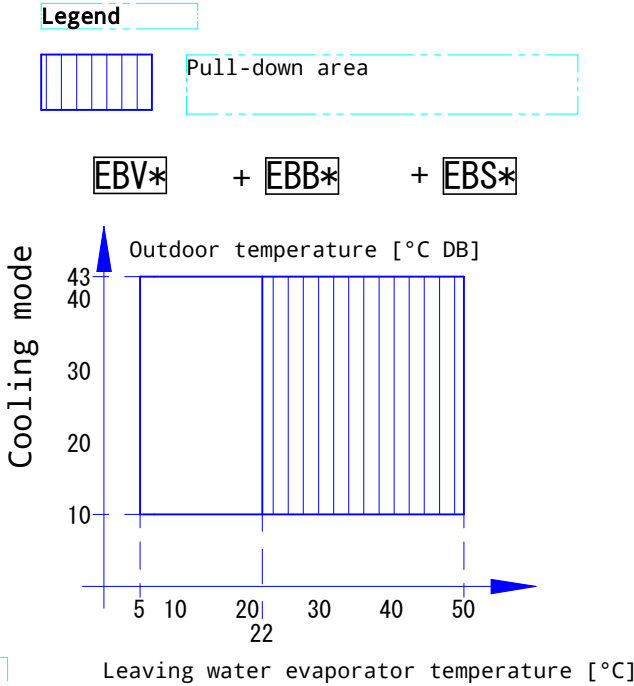
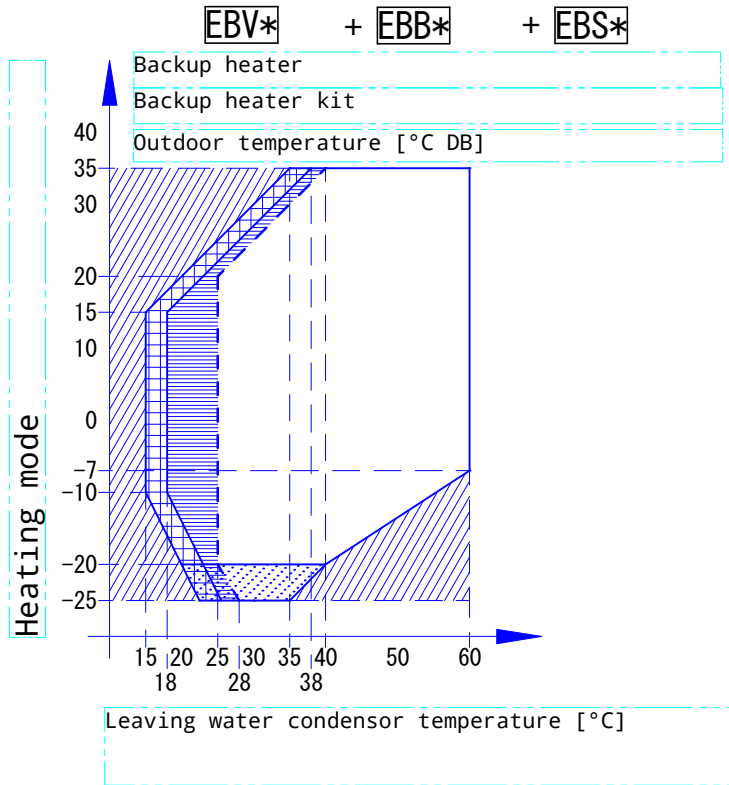


EBBH-D6V / EBBH-D9W / EBBX-D6V
 EBBX-D9W / EBVH-D6V / EBVH-D9W
 EBVH-UD6V / EBVX-D6V / EBVX-D9W



- Legend**
- Backup heater only operation
No outdoor unit operation
 - Heat pump + backup heater operation
Pull-up area
 - Outdoor unit operation if controller setpoint is regulated to minimal leaving water temperature request.
See dashed lines
 - Operation of outdoor unit possible, but with possible capacity reduction.
 - Circulation pump operation only

- Notes**
1. Tank preheating
For details, see the installer reference guide.
 2. In restricted power supply mode, the outdoor unit and backup heater can only operate separately.