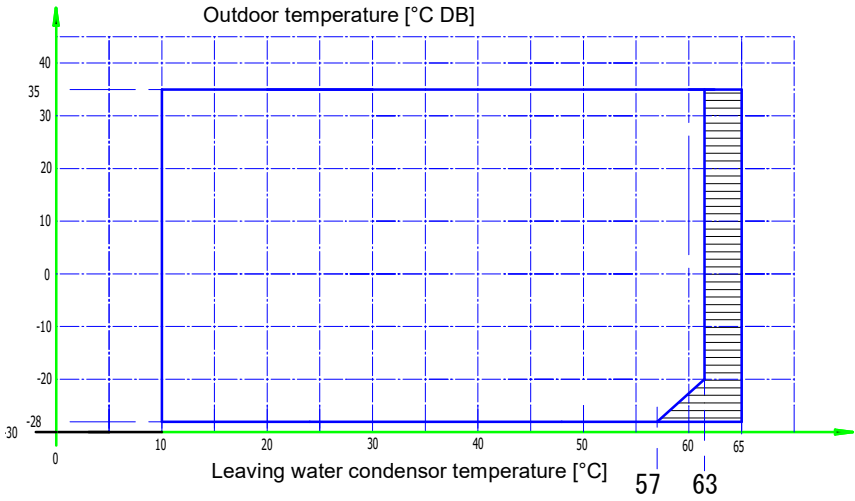


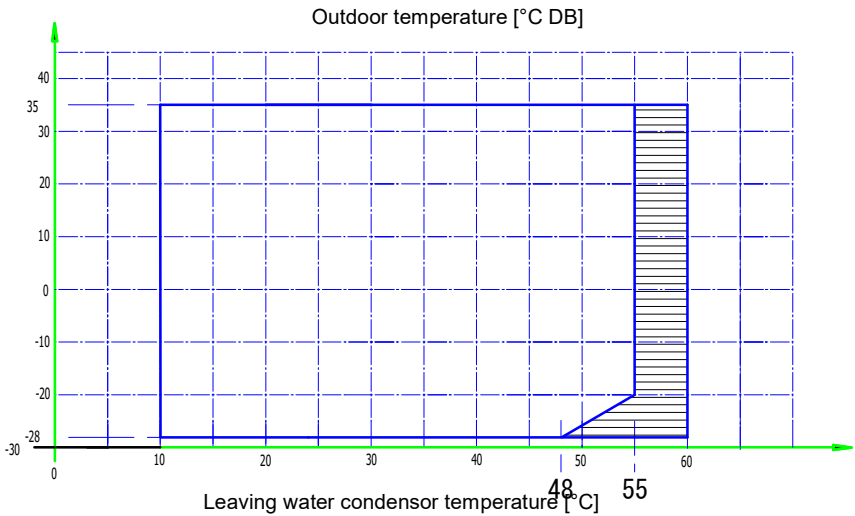
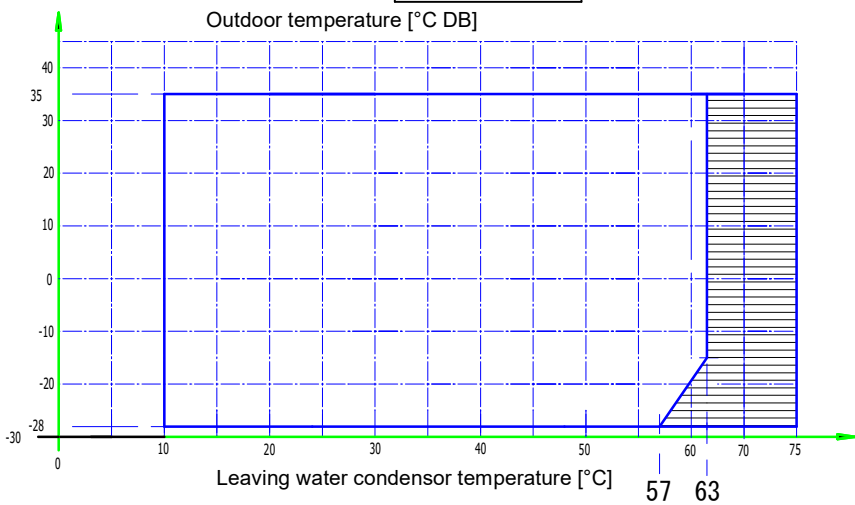
ETSH16E
ETSHB16E
ETSX16E
ETSB16E

Domestic hot water heating mode

ETV*



EKHWP* + ETS* + EKHWS*200*
EKHWS*250*
EKHWS*300* + Third-party with identical specifications as ·EKHWS*200*



EKHWS*150*
EKHWS*180*

+

Third-party with identical specifications as ·EKHWS*150*

Legend

Backup heater only operation (or booster heater, if part of the system)

Remark

1. In restricted power supply mode (·EKHW*· only), the outdoor unit, booster heater and backup heater can only operate separately.
2. Third-party with identical specifications as ·EHKWS*150*·.
Coil surface >·1.05·m2
Tank thermistor: top part of heat pump coil. Small overlap.
3. Third-party with identical specifications as ·EKHWS*200*·.
Coil surface >·1.8·m2
Tank thermistor: top part of heat pump coil. Small overlap.