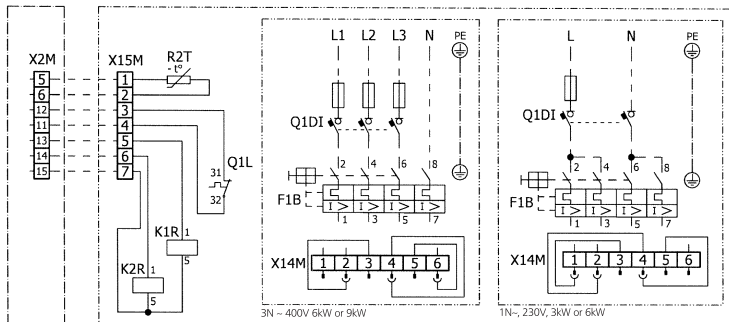
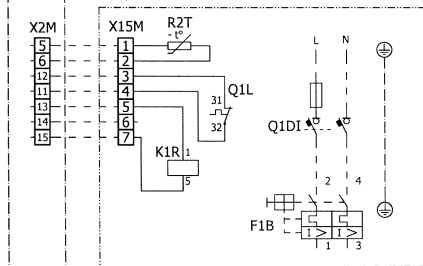


# RKCB-CV3



BUH option (\*9V)



control box

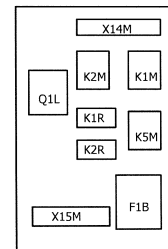
BUH option (Only for \*3V)

## LEGEND

- \* : Optional
- # : Field supply

- F1B : Overcurrent fuse backup heater
- K1R : relay backup heater (Step 1)
- K2R : relay backup heater (Step 2) (only \*9W)
- K1M : Contactor backup heater (Step 1)
- K2M : Contactor backup heater (Step 2) (only \*9W)
- K5M : Safety contactor BUH (only \*9W)
- Q\*DI # : Earth leakage circuit breaker
- Q1L : Thermal protector backup heater
- R2T : Outlet backup heater thermistor
- X\*M : Terminal strip
- X\*Y : Connector

## BUH kit switch box



## Notes

--- : Earth wiring 15 : Wire number 15, - - - - - : Field supply ① : Several wiring possibilities

□ : Option, □ : Wiring depending on model □ : Switchbox □ : PCB