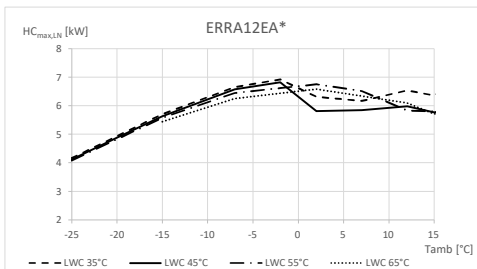
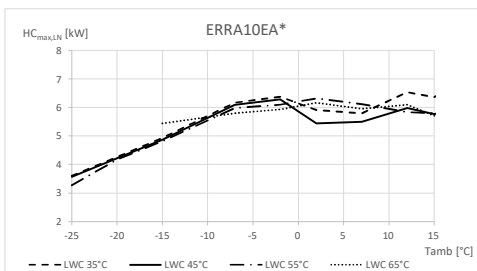
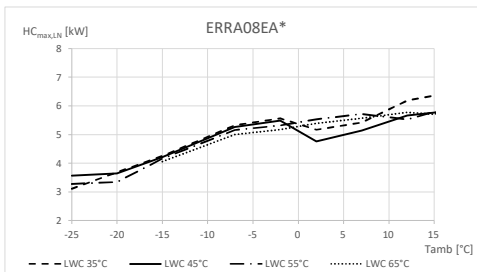
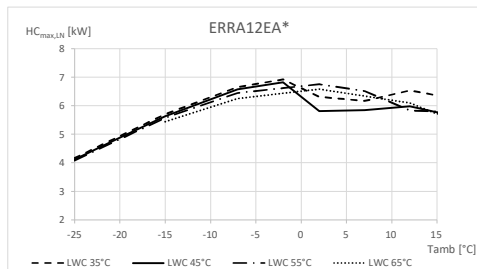
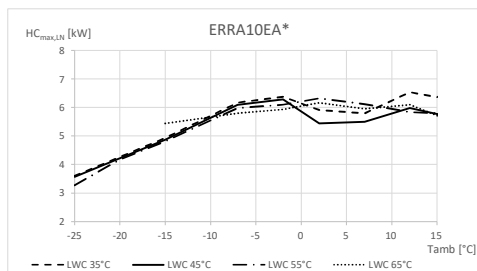
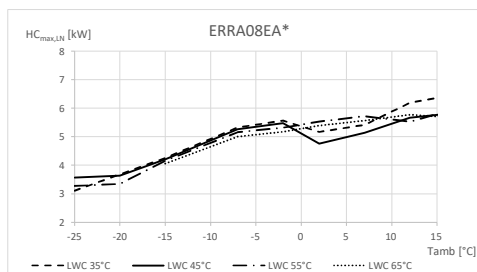


Maximum heating capacity - integrated value



Maximum heating capacity - peak values



**Symbols**

HC<sub>max</sub> Heating capacity for maximum load, measured according to EN 14511  
 LWC Leaving water condensor temperature [°C]  
 Tamb Ambient temperature [°C DB]

**Conditions**

Heating capacity

Capacity according to standard EN 14511 and valid for heated water range ΔT = 3~8°C.

**Notes**

The capacity and power input is valid for -V3- models at -230-V and for for -W1- models at -400-V.  
 Full load (maximum fan rps and maximum compressor rps for the dedicated low noise mode)  
 Low noise level -1-