

Nome progetto Project name Projektname Nom de projet Nombre de proyecto			UATYA120BFC2Y1	Versione Version Version Version Version	FC2S	NOTE NOTES ANMERKUNGEN NOTES NOTAS
Linea di alimentazione Electrical supply line Spannungsversorgung Ligne d'alimentation Linea de alimentacion			400/3/50 Hz 415/3/50 Hz	Circuiti ausiliari Auxiliary circuits Hilfsstromkreis Circuits auxiliaires Circuitos auxiliares	230-24V 50 Hz	
Tipo unità Type unit Baureihe Einheit Dactylographiez l'unité Tipo unidad			ROOFTOP			
Revisione Review Berichtigung Revue Revision			Descrizione Description Beschreibung Description Descripción			
11						

Specifiche elettriche
 Specific electrical workers
 Angaben zu den elektrischen Verbrauchern
 Ouvriers électriques spécifiques
 Especificaciones electricas

MOD.	COMPRESSORI COMPRESSORS VERDICHTER COMPRESSEURS COMPRESORES (HP)	VENTILATORE CONDENSANTE COND. FAN VERFLUESSIGERVENTILATOR COND. VENTILATEUR VENTILADOR CONDENSACION (kW)	VENTILATORE(I) MAN. DELIVERY FAN(S). ABLUFTVENTILATOR. VENTILATEUR(S) REFOULEMENT. VENTILADOR (S) DE ENTREGA. (kW)	VENTILATORE ASPIRAZIONE SUCTION FAN ZULUFTVENTILATOR VENTILATEUR ASPIRATION VENTILADOR DE SUCCION (kW)
UATYA120BFC2Y1	1x 22,4kW 1 x 22kW	2x 1,45kW	2x 2,8kW	

Caratteristiche elettriche
 Electrical characteristic
 Elektrische Daten Einheit
 Caractéristique électrique
 Especificaciones electricas

MOD.	Icc (KA)	MIC (A)	FLA (A)	Inom (A)	Cosφ	*Protezione Linea *Line Protection *Elektrische Absicherung *Protection Ligne * Protección de línea	*Sez. Linea mm ² *Line Section mm ² * Kabelquerschnitt mm ² * Ligne mm ² de section * Sección Línea mm ² L.max = 50m
UATYA120BFC2Y1	25	288,4	82,2	68,4	0,9	NH00 100A	25mmq

MOD.
 TAGLIA UNITÀ
 UNIT SIZE
 GRÖÖE EINHEIT
 UNITE
 TAMAÑO DE LA UNIDAD

VER.
 VERSIONE
 VERSION
 VERSION
 VERSION
 VERSIÓN

Icc (KA)
 CORRENTE DI CORTO CIRCUITO MASSIMA
 MAX. SHORT-CIRCUIT CURRENT
 MAX. KURZSCHLUSSSTROM
 MAX. COURT-CIRCUIT
 CORRIENTE MÁXIMA DE CORTOCIRCUITO

MIC (A)
 MASSIMO VALORE EFFICACE "RMS" DELLA CORRENTE, ALL'AVVIO DELL'ULTIMO COMPRESSORE
 MAXIMUM "RMS" VALUE OF THE CURRENT, ON START-UP OF THE LAST COMPRESSOR
 MAXIMALER EFFEKTIVWERT (RMS) DER STROMSTÄRKE BEIM ANLAUFEN DES LETZTEN VERDICHTERS
 VALEUR EFFICACE MAXIMALE "RMS" DU COURANT, AU DEMARRAGE DU DERNIER COMPRESSEUR.
 VALOR MÁXIMO EFECTIVO "RMS" DE LA CORRIENTE, AL ARRANQUE DEL ÚLTIMO COMPRESOR

FLA (A)
 MASSIMA CORRENTE A PIENO CARICO DELL'UNITÀ
 MAX. FULL LOAD AMPS OF THE UNIT
 MAX. STROMAUFNAHME DER EINHEIT
 MAX. CONSOMMATION DE COURANT DE L'UNITÉ
 CORRIENTE MÁXIMA A CARGA COMPLETA DE LA UNIDAD

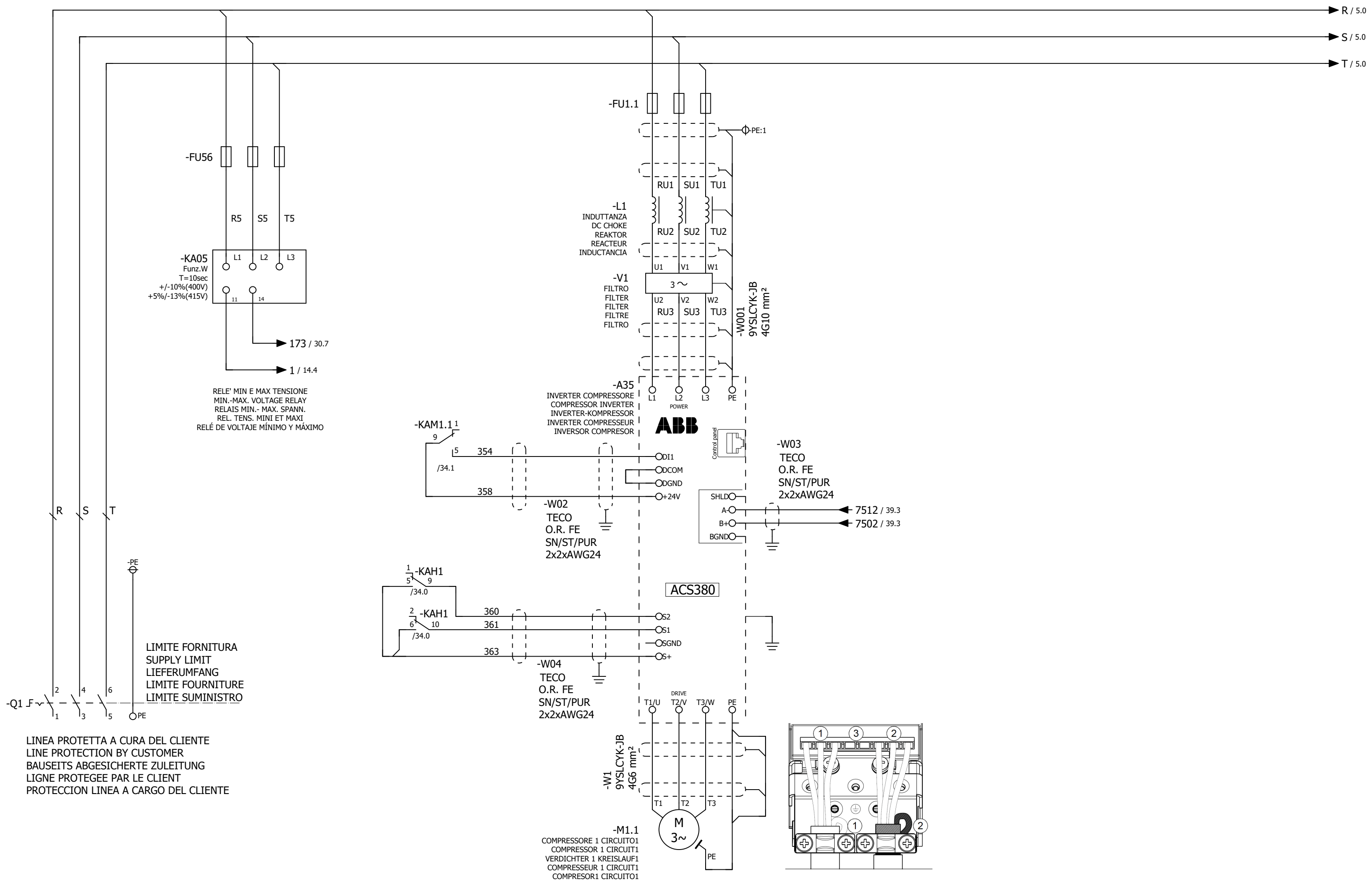
Inom (A)
 ASSORBIMENTO DI CORRENTE DELL'UNITÀ AI VALORI NOMINALI DI PROGETTO
 CURRENT CONSUMPTION OF THE UNIT AT DESIGN CONDITION
 STROMAUFNAHME DER EINHEIT BEI AUSLEGUNGSBEDINGUNG
 CONSOMMATION DE COURANT DE L'APPAREIL À L'ÉTAT DE CONCEPTION
 CONSUMO ACTUAL DE LA UNIDAD A LOS VALORES NOMINALES DE DISEÑO

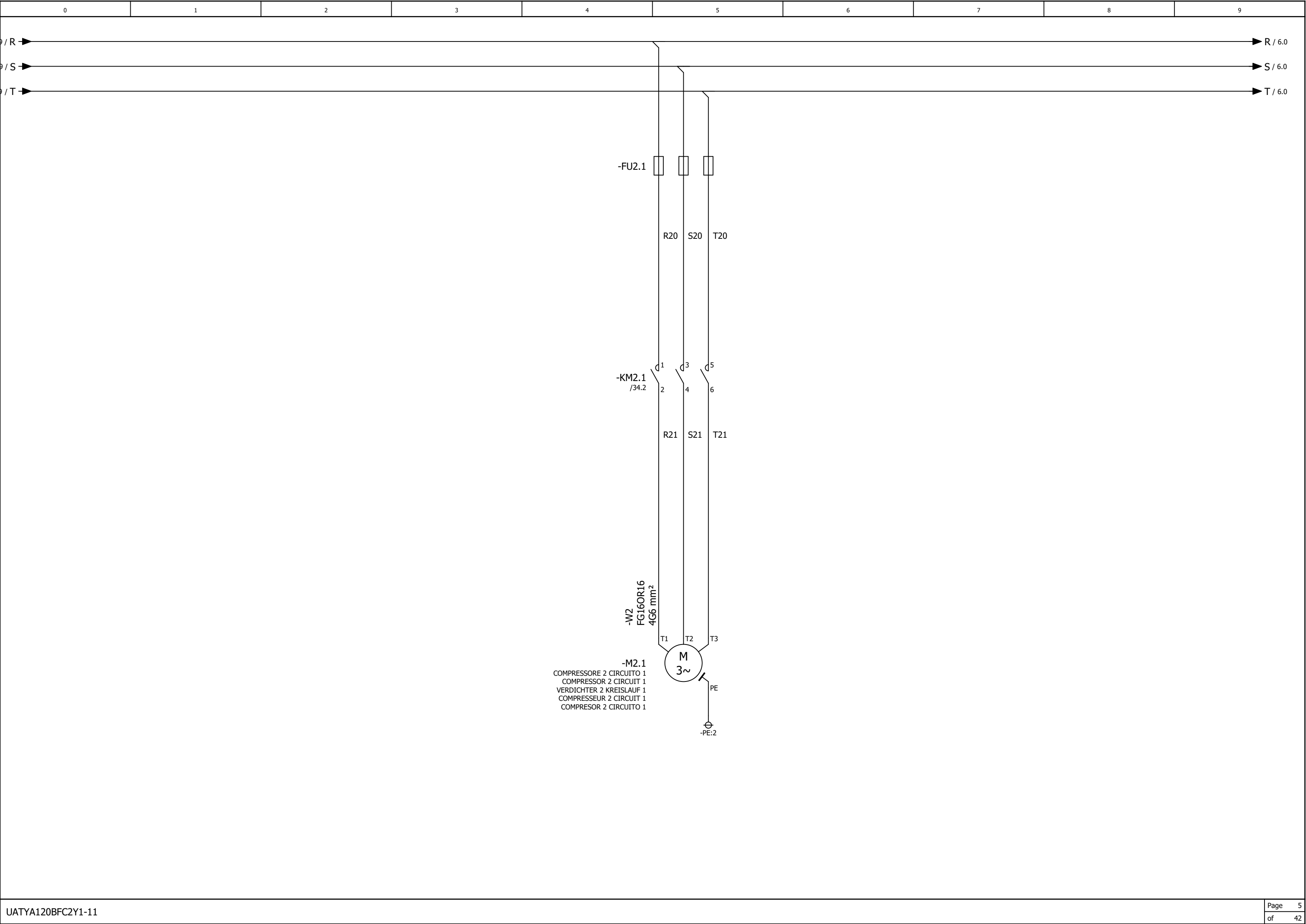
Cosφ
 FATTORE DI POTENZA
 POWER FACTOR
 ELEKTRISCHER LEISTUNGSFAKTOR
 FACTEUR DE PUISSANCE ÉLECTRIQUE
 FACTOR DE POTENCIA

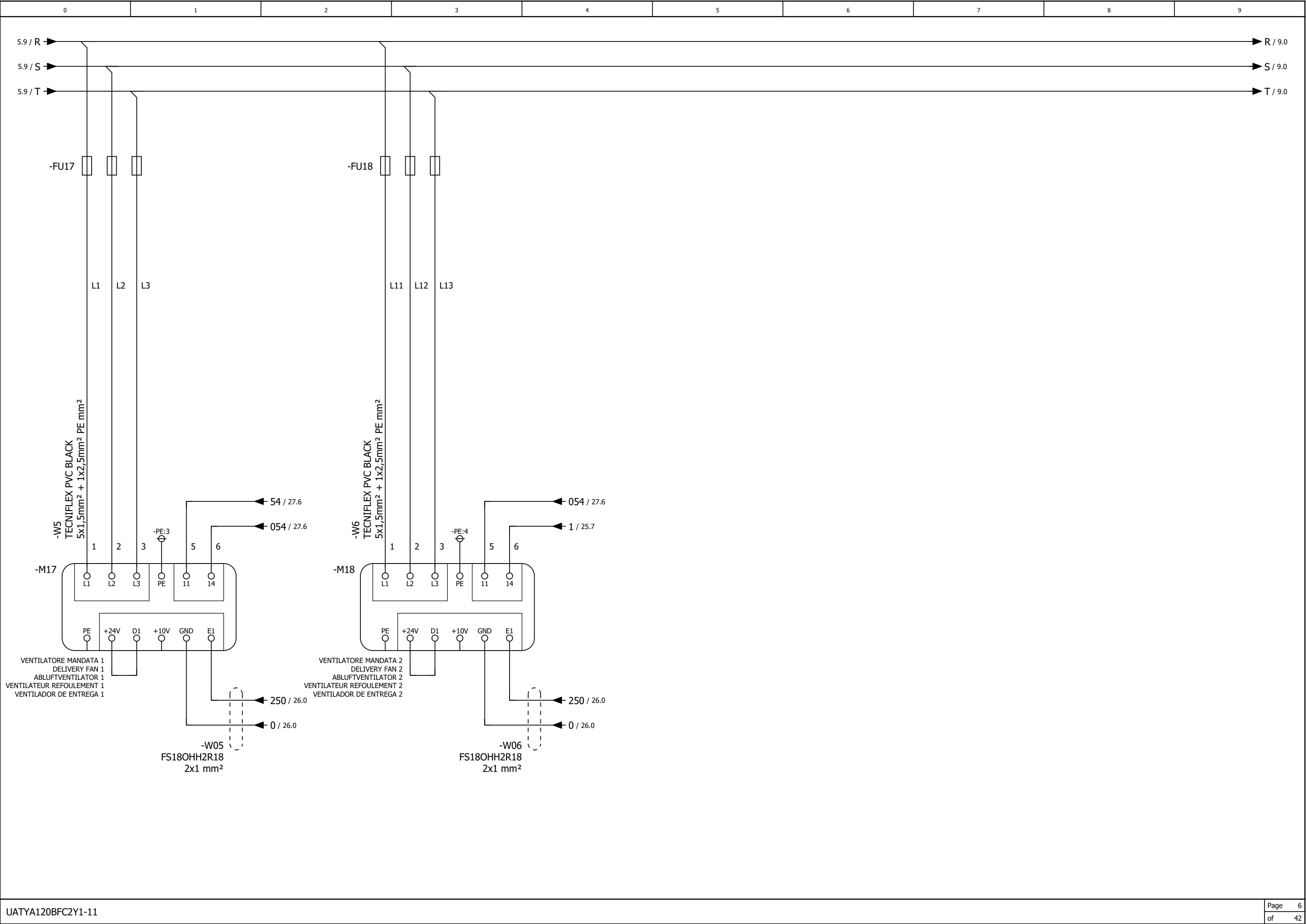
QUESTA È SOLO UN'INDICAZIONE DIMENSIONAMENTO E COLLEGAMENTI DI FUSIBILI E DEI CAVI DA EFFETTUARE IN LOCO
 THIS IS A GUIDE ONLY. DESIGN AND ASSEMBLY OF FUSES AND CABLE ON SITE
 DIES IST EINE RICHTWERT. AUSLEGUNG UND MONTAGE ABSICHERUNG UND ZULEITUNG BAUSEITS
 CE N'EST QU'UN GUIDE. CONCEPTION ET ASSEMBLAGE DES FUSIBLES ET DES CÂBLES SUR LE SITE
 *A CARGO DEL INSTALADOR

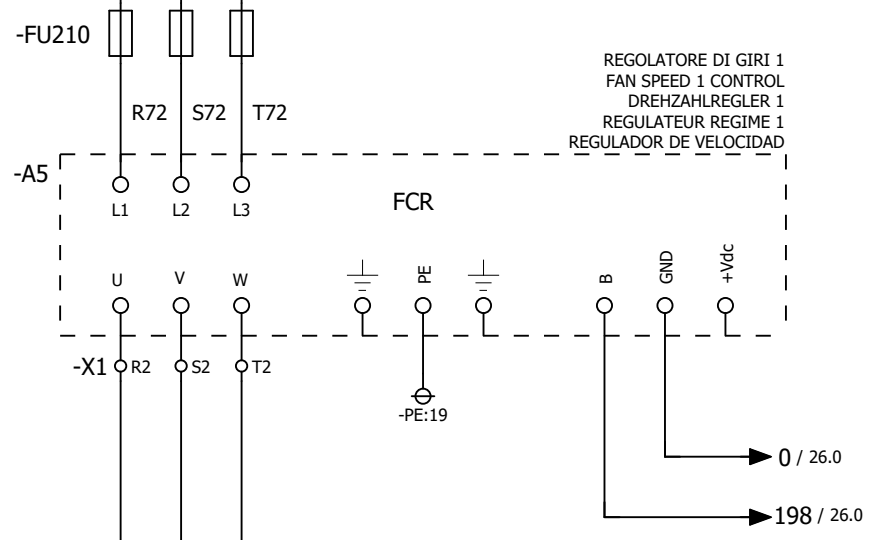

Tabella colorazione fili per cablaggio interno quadro elettrico
 Color wires table inside the electrical panel
 Farbdrahtetabelle innerhalb der elektrischen Verkleidung
 Table de fils de couleur à l'intérieur du tableau électrique
 Tabla de coloración de cables para el cableado dentro del cuadro eléctrico

Tipo filo Wire type Kabel Type de câble Tipo de hilo	Colore Color Farbe Couleur Color
Fili per circuito 230V Wires for 230V circuit Kabel für 230V-Schaltung Fils pour circuit 230V Cables para circuito de 230V	Rosso Red Rot Rouge Rojo
Fili per circuito 24V Wires for 24V circuit Kabel für 24V-Schaltung Fils pour circuit 24V Cables para circuito de 24V	Viola Violet Violette Violet Púrpura
Fili per contatti puliti Wires for voltage-free contacts Kabel für potentialfreie Kontakte Fils pour contacts sans tension Alambres para contactos limpios	Arancione Orange Orange Orange Naranja
Fili per segnale 0-10V/pwm Wires for 0-10V / pwm signal Kabel für 0-10V / pwm Signal Fils pour signal 0-10V / pwm Cables de senal 0-10V pwm	Bianco White Weiß Blanc Blanco

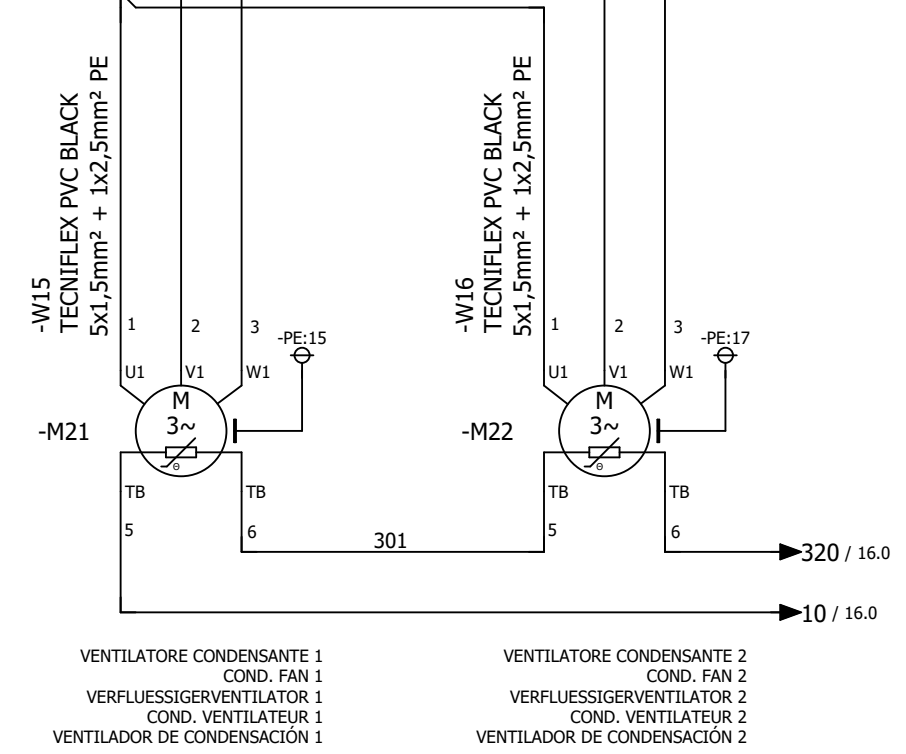
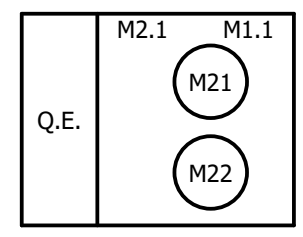
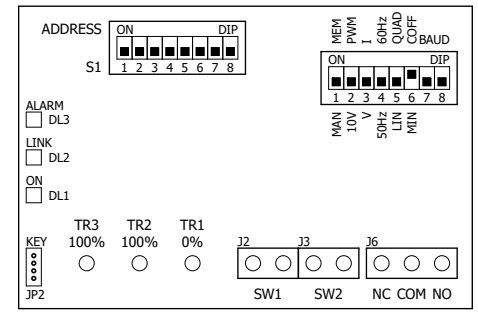






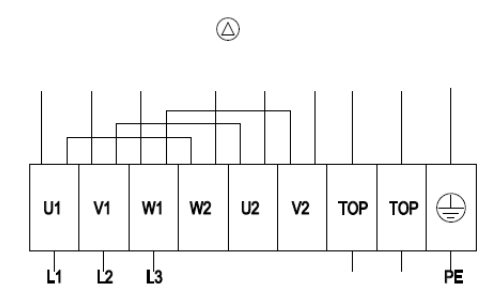


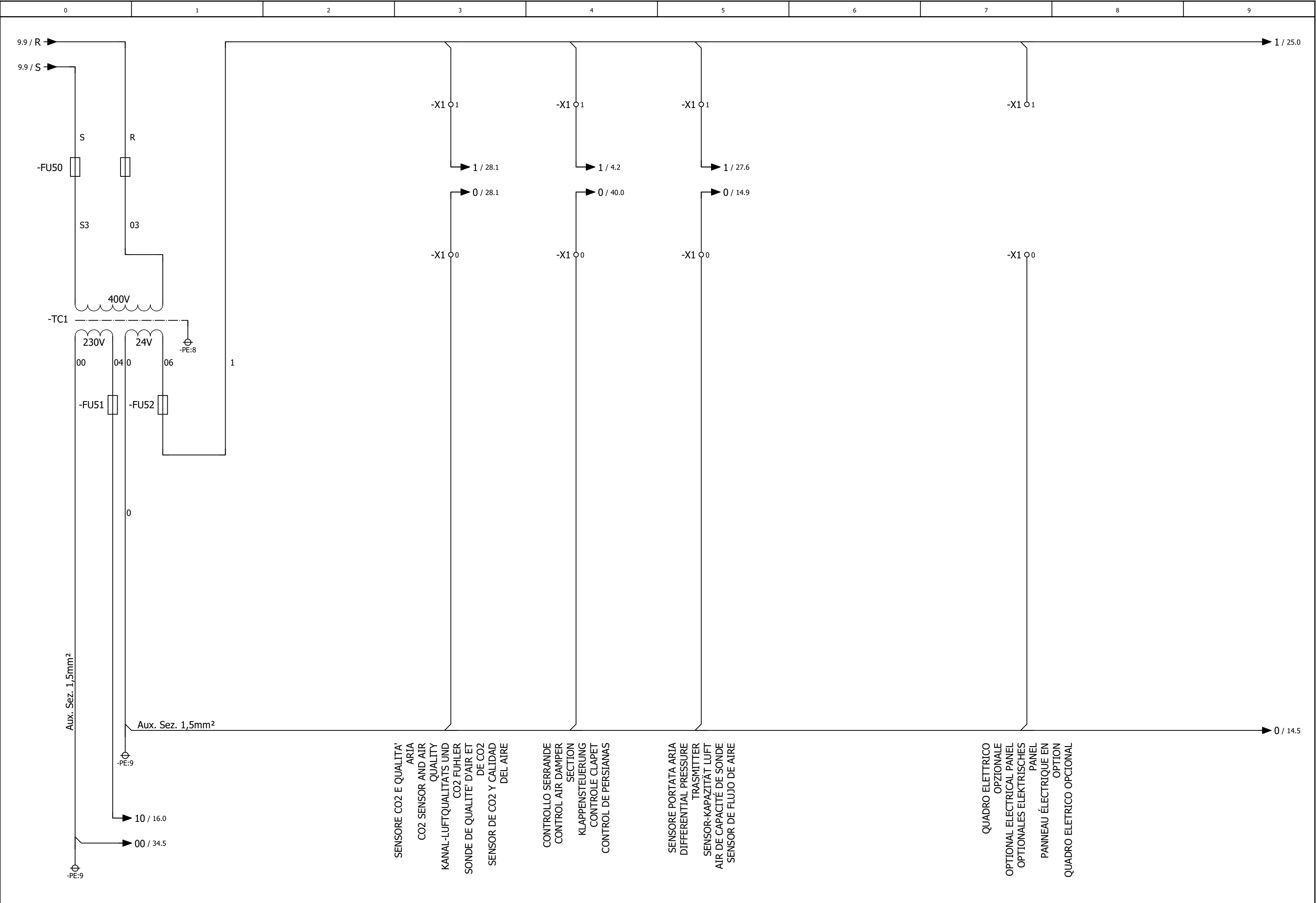
REGOLATORE DI GIRI 1
 FAN SPEED 1 CONTROL
 DREHZAHLEGLER 1
 REGULATEUR REGIME 1
 REGULADOR DE VELOCIDAD

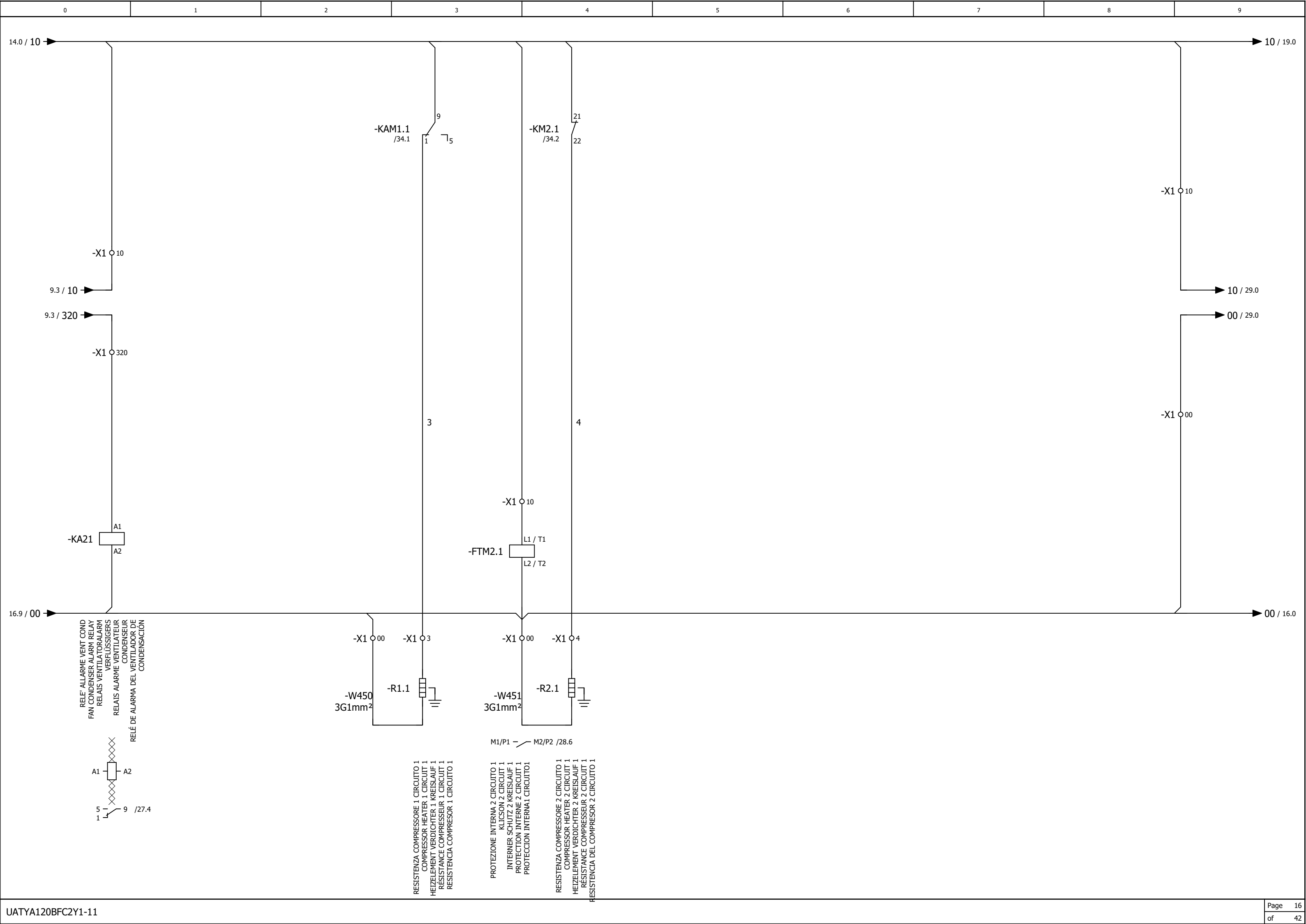


VENTILATORE CONDENSANTE 1
 COND. FAN 1
 VERFLUESSIGERVENTILATOR 1
 COND. VENTILATEUR 1
 VENTILADOR DE CONDENSACIÓN 1

VENTILATORE CONDENSANTE 2
 COND. FAN 2
 VERFLUESSIGERVENTILATOR 2
 COND. VENTILATEUR 2
 VENTILADOR DE CONDENSACIÓN 2








16.9 / 10

10 /

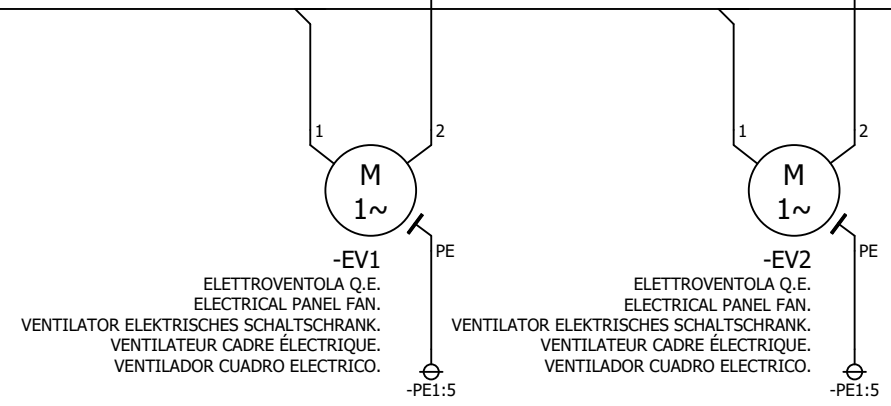
-ST1 

SENSORE TEMPERATURA
TEMPERATURE PROBE
TEMPERATURFUEHLER
CAPTEUR TEMPERATURE
SENSOR TEMPERATURA

0010

19.9 / 00

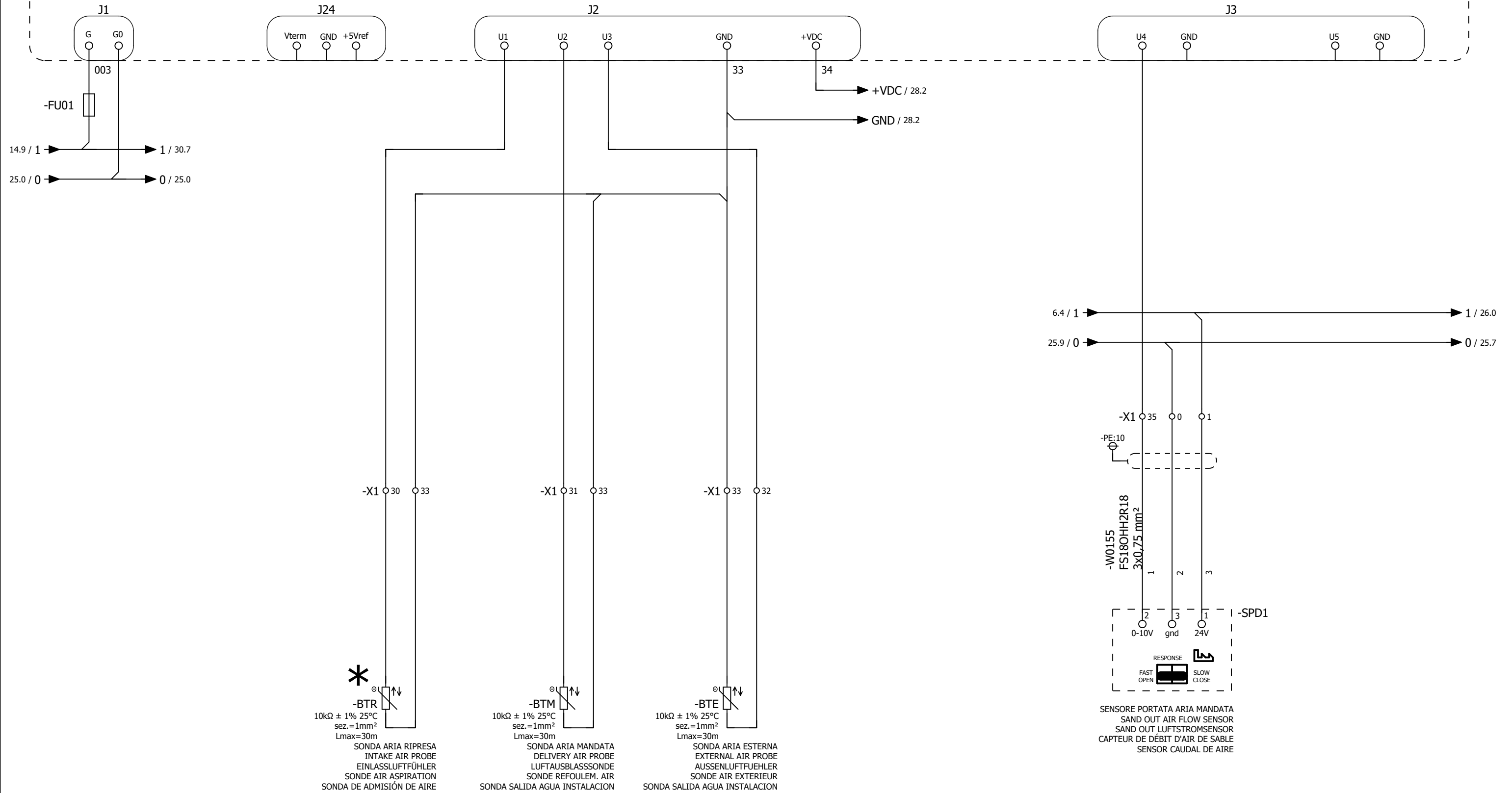
00 / 19.0



c. pco

SCHEDA CONTROLLO
CONTROL BOARD
KONTROLLKARTE
CARTE CONTROLLE
TABLA DE CONTROL

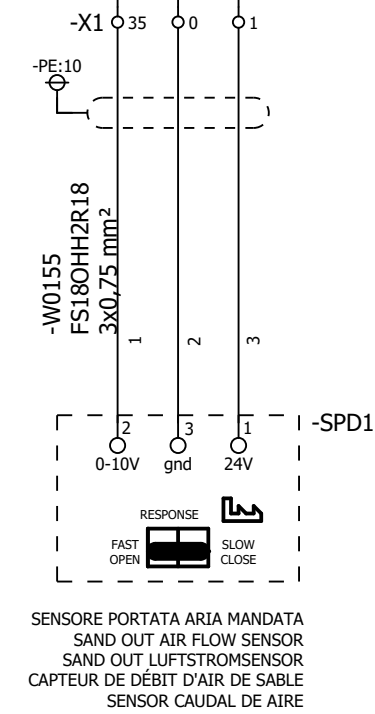
-A2



10kΩ ± 1% 25°C
sez.=1mm²
Lmax=30m
-BTR
SONDA ARIA RIPRESA
INTAKE AIR PROBE
EINLASSLUFTFÜHLER
SONDE AIR ASPIRATION
SONDA DE ADMISIÓN DE AIRE

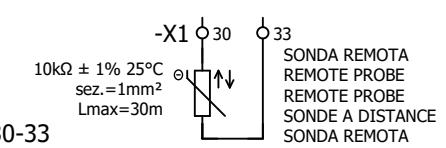
10kΩ ± 1% 25°C
sez.=1mm²
Lmax=30m
-BTM
SONDA ARIA MANDATA
DELIVERY AIR PROBE
LUFTAUSBLASSSONDE
SONDE REFOULEM. AIR
SONDA SALIDA AGUA INSTALACION

10kΩ ± 1% 25°C
sez.=1mm²
Lmax=30m
-BTE
SONDA ARIA ESTERNA
EXTERNAL AIR PROBE
AUSSENLUFTFUEHLER
SONDE AIR EXTERIEUR
SONDA SALIDA AGUA INSTALACION



SENSORE PORTATA ARIA MANDATA
SAND OUT AIR FLOW SENSOR
SAND OUT LUFTSTROMSENSOR
CAPTEUR DE DÉBIT D'AIR DE SABLE
SENSOR CAUDAL DE AIRE

***** CON SONDA REMOTA (OPZIONALE E NON FORNITA) SCOLLEGARE SONDA TEMPERATURA ARIA RIPRESA "BTR" E COLLEGARE LA SONDA REMOTA AI TERMINALI 30-33
WITH REMOTE PROBE (OPTIONAL AND NOT SUPPLIED) DISCONNECT "BTR" RECIRCULATION AIR TEMPERATURE PROBE AND CONNECT REMOTE PROBE TO THE TERMINALS 30-33
MIT REMOTE PROBE (OPTIONAL UND NICHT LIEFERBAR) TRENNEN SIE DEN "BTR" TEMPERATURFUEHLER AB UND VERBINDEN SIE DEN REMOTE PROBE AN DEN KLEMMEN 30-33
AVEC SONDE A DISTANCE (OPTIONNELLE ET NON FOURNIE) DÉBRANCHER LA SONDE DE TEMPERATURE D'AIR "BTR" ET RACCORDER LA SONDE A DISTANCE AUX BORNES 30-33
CON SONDA REMOTA (OPCIONAL Y NO SUMINISTRADA) DESCONECTE LA SONDA DE TEMPERATURA DE AIRE DE ENTRADA "BTR" Y CONECTE LA SONDA REMOTA A LOS TERMINALES 30-33

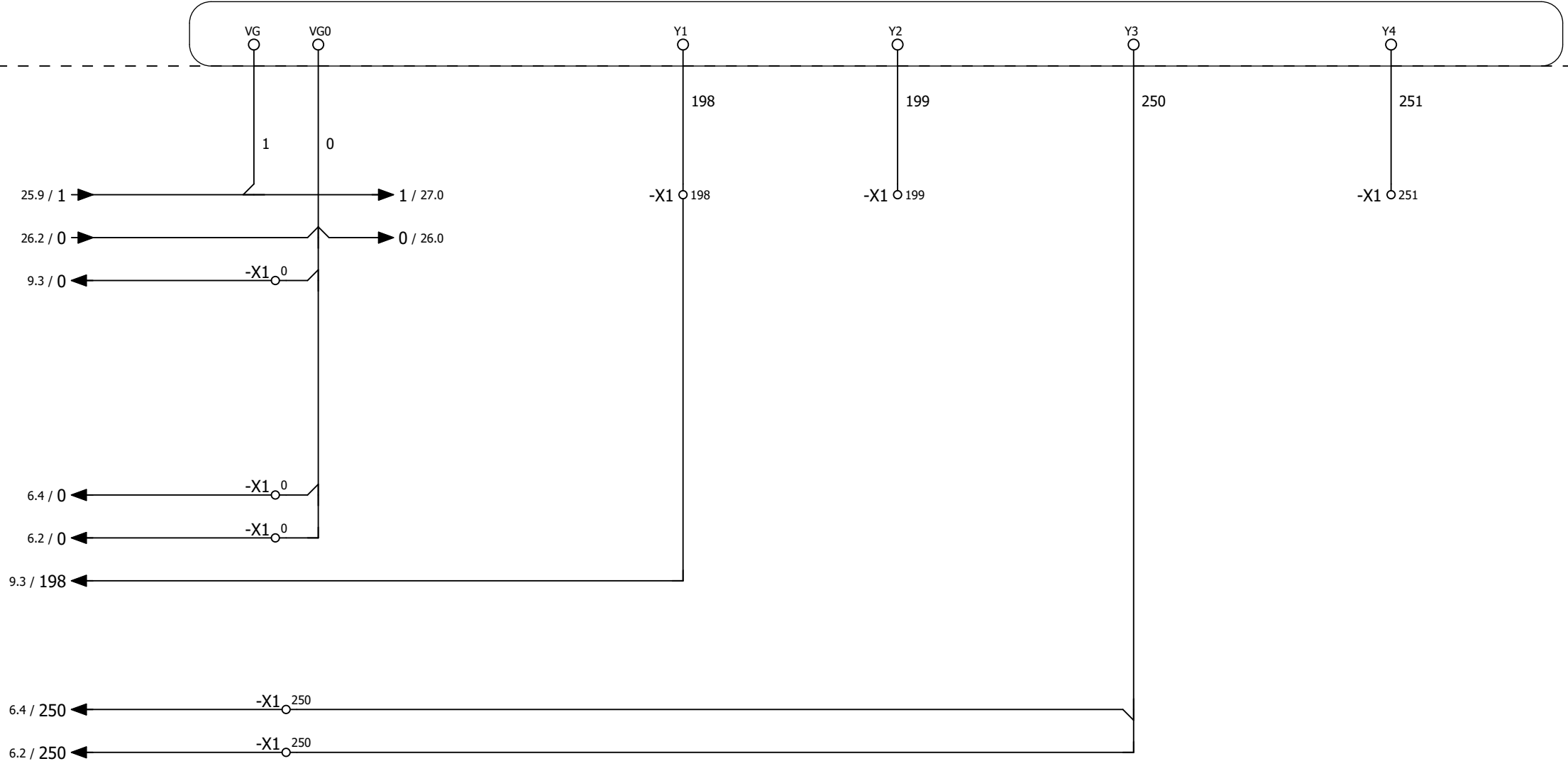


SONDA REMOTA
REMOTE PROBE
REMOTE PROBE
SONDE A DISTANCE
SONDA REMOTA

-A2

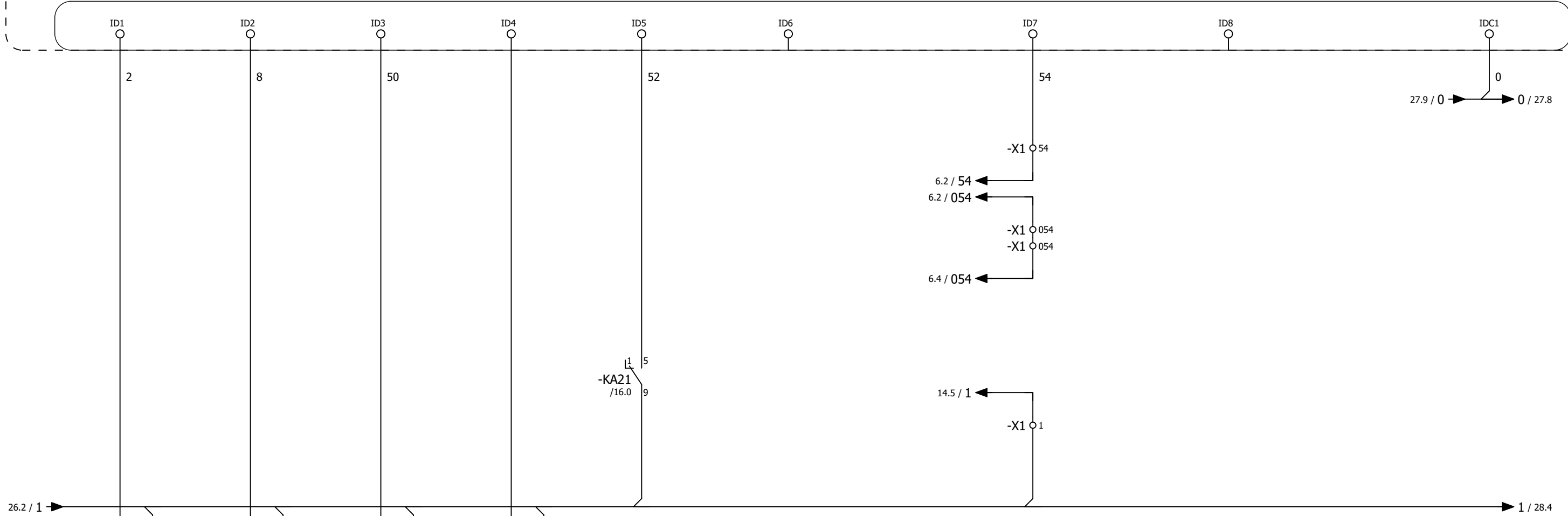
c. pco

J4

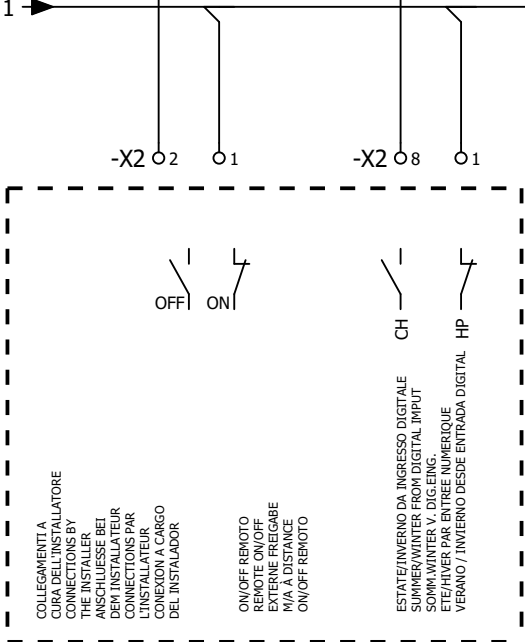


c. pco

J5




26.2 / 1 → 1 / 28.4



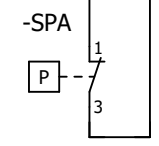
COLLEGAMENTI A CURA DELL'INSTALLATORE
CONNECTIONS BY THE INSTALLER
ANSCHLÜSSE BEI DEM INSTALLATEUR
CONNECTIONS PAR L'INSTALLATEUR
CONEXION A CARGO DEL INSTALADOR

ON/OFF REMOTO
REMOTE ON/OFF
EXTERNE FREIGABE
/ EXTERNE
ON/OFF REMOTO

ESTATE/INVERNO DA INGRESSO DIGITALE
SUMMER/WINTER FROM DIGITAL INPUT
SOMM/WINTER V. DIG.EING.
ETE/HIVER PAR ENTREE NUMERIQUE
VERANO / INVIERNO DESDE ENTRADA DIGITAL



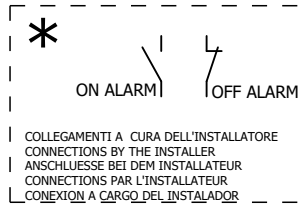
ALLARME ESTERNO
EXTERNAL ALARM
ALARME EXTERNE
ALARMA EXTERNA



ALLARME FILTRI SPORCHI
CLOGGED FILTERS ALARM
ALARME FILTRES SCHUTZIG
ALARMA FILTROS SUCIOS

ALLARME VENTILATORE
CONDENSANTE
COND. FAN ALARM
ALARMI VERFLÜSSIGERVERENTILATOR
ALERT COND. VENTILATEUR
ALARMA DEL VENTILADOR DE
CONDENSACIÓN

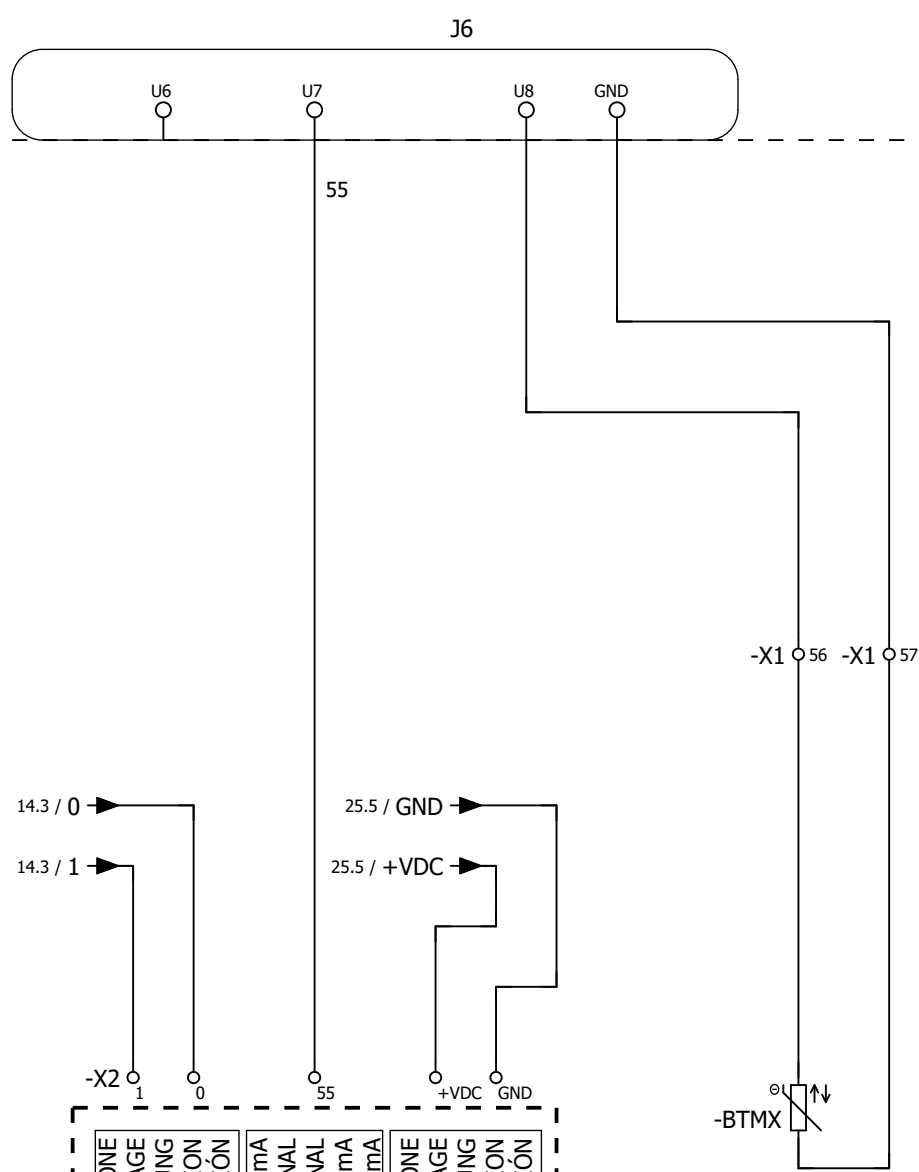
TERMICA VENTILATORE MANDATA1
FAN THERMAL PROT.1
VENTILATOREN SCHUTZSCH. 1
THERMIQUE VENTILATEUR DE
REFOULEMENT 1
ENTREGA VENTILADOR TERMICO 1



PER GESTIRE L'ALLARME ESTERNO RIMUOVERE IL PONTE
TO MANAGE THE EXTERNAL ALARM REMOVE THE BRIDGE
UM DEN EXTERNEN ALARM ZU VERWALTEN, ENTFERNEN SIE DIE BRÜCKE
POUR GÉRER L'ALARME EXTERNE RETIRER LE PONT
PARA GESTIONAR LA ALARMA EXTERNA QUITAR EL PUENTE

COLLEGAMENTI A CURA DELL'INSTALLATORE
CONNECTIONS BY THE INSTALLER
ANSCHLÜSSE BEI DEM INSTALLATEUR
CONNECTIONS PAR L'INSTALLATEUR
CONEXION A CARGO DEL INSTALADOR

c. pco



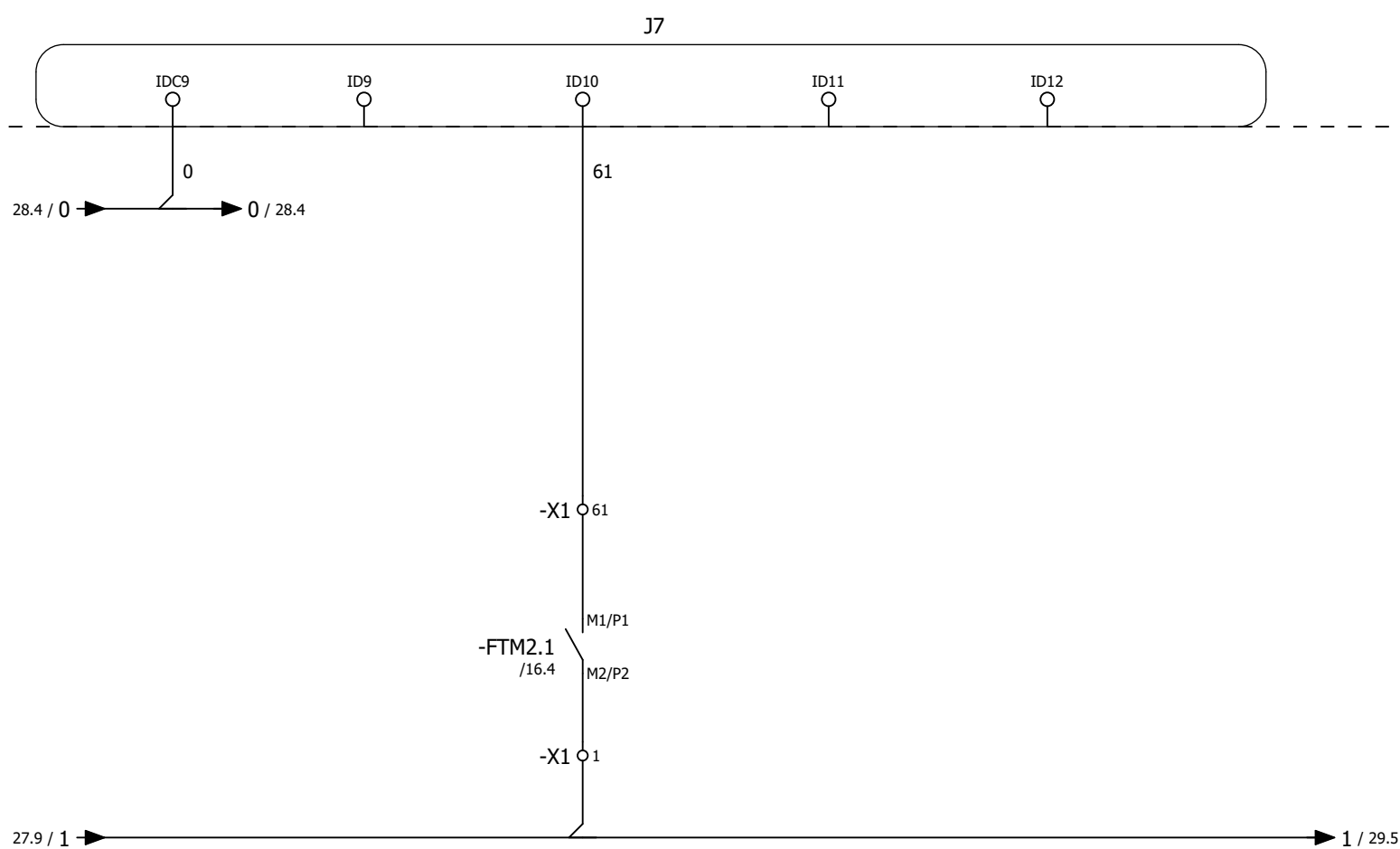
ALIMENTAZIONE SUPPLY VOLTAGE SPANNUNG ALIMENTATION	SEGNALE 4-20mA 4-20mA SIGNAL 4-20mA STEUER-SIGNAL 4-20mA SIGNAL SEÑAL 4-20mA	ALIMENTAZIONE SUPPLY VOLTAGE SPANNUNG ALIMENTATION
+24VAC 500mA MAX		+24VDC 150mA MAX

Lmax=100m
sez.= 0,5mm²

SONDA QUALITA' ARIA
AIR QUALITY PROBE
LUFTQUALITÄTS-SONDE
SONDE DE QUALITÉ DE L'AIR
SONDA DE CALIDAD DE AIRE
A CURA DELL'INSTALLATORE
BY INSTALLER
BRUSEITIG VOM ELEKTROINSTALLATEUR
PAR L'INSTALLATEUR
POR EL INSTALADOR

CO2

SONDA ARIA MISCELA
MIX AIR PROBE
MIX AIR PROBE
SONDE AIR MIX
SONDA DE AIRE DE MEZCLA



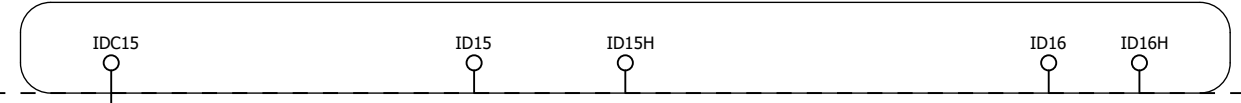

TERMICO COMPRESSORE 2 CIRCUITO 1
THERMAL COMPRESSOR 2 CIRCUIT 1
THERMISCHER KOMPRESSOR 2 KREIS 1
COMPRESSEUR THERMIQUE 2 CIRCUIT 1
COMPRESOR TERMICO 2 CIRCUITO 1

-A2

c. pco

J8

J19



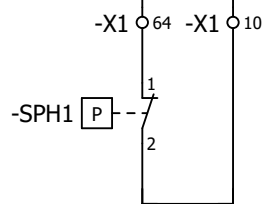
16.9 / 00 → 00 / 31.4

29.6 / 0 → 0 / 29.5

64 / 34.0

16.9 / 10 → 10 / 31.4

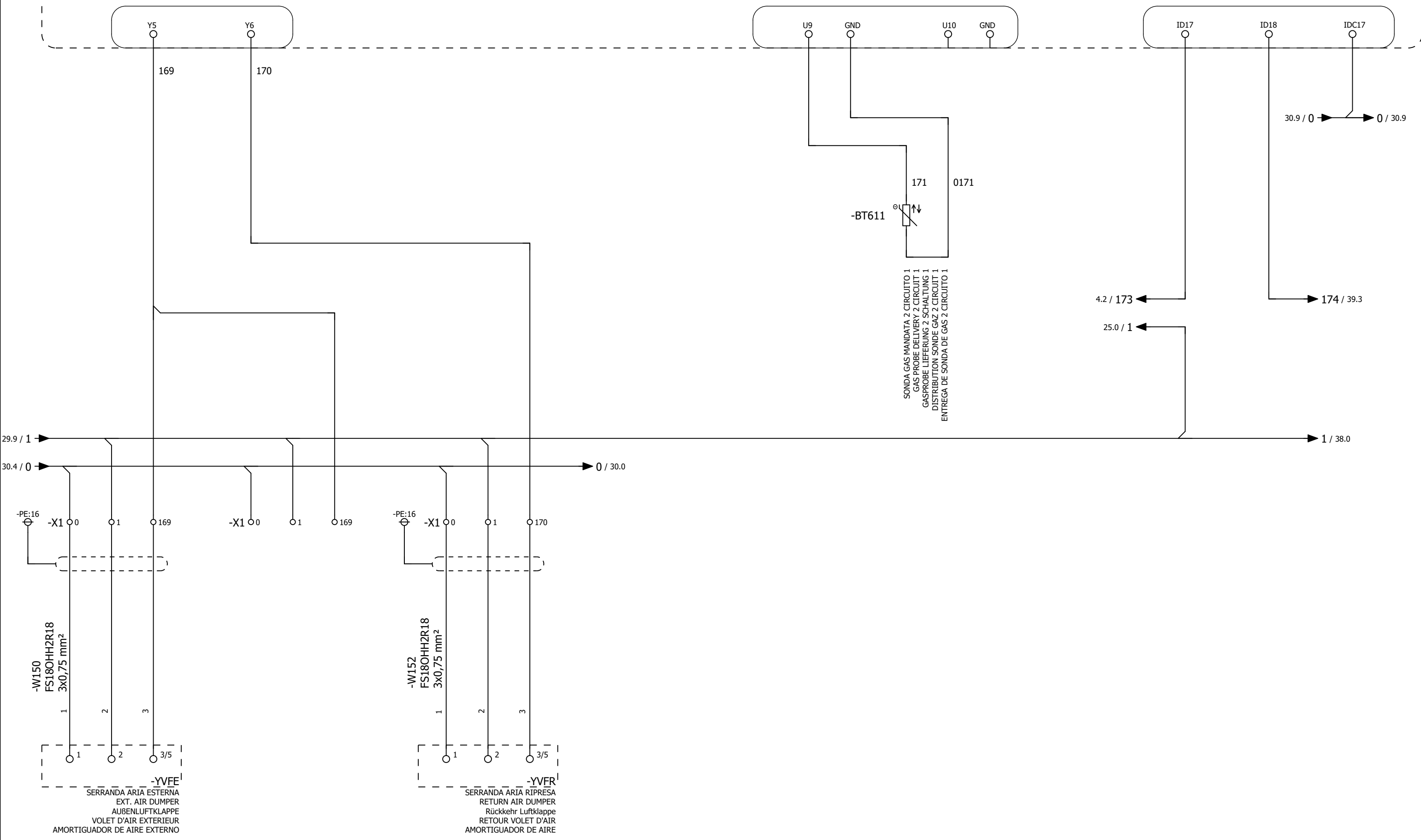
28.8 / 1 → 1 / 30.0



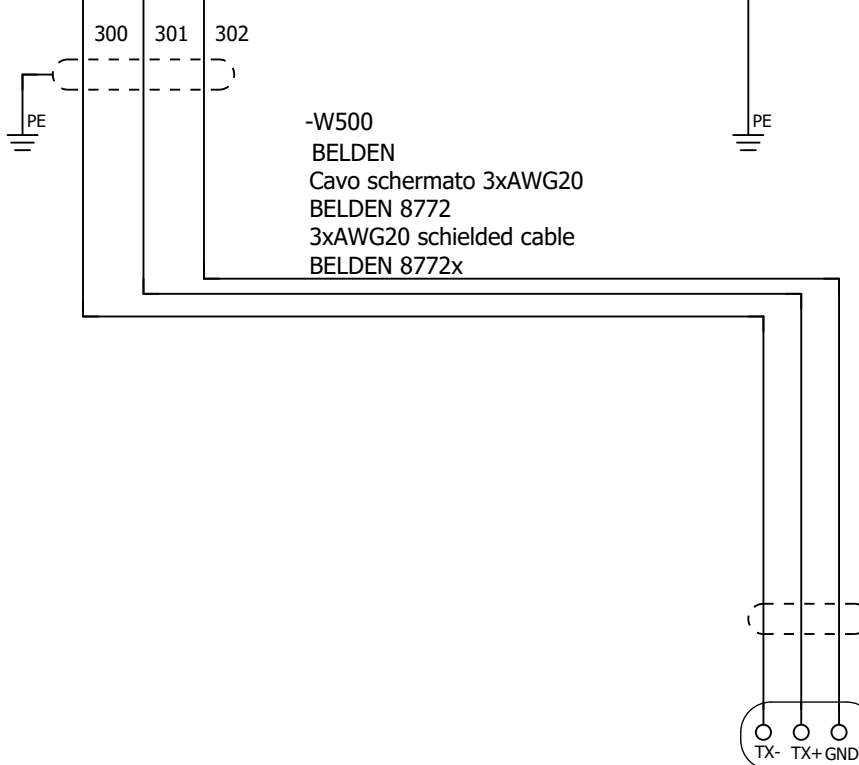
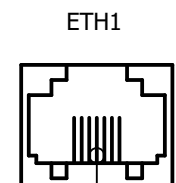
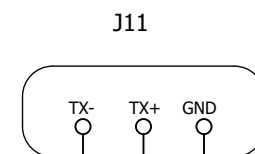
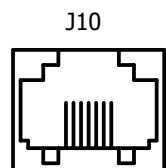
PRESSOSTATO ALTA 1
 HIGH PRESSURE SWITCH 1
 HD-DRUCKSCHALTER 1
 PRESSOSTAT HP 1
 INTERRUPTOR DE ALTA PRESSION 1

c. pco

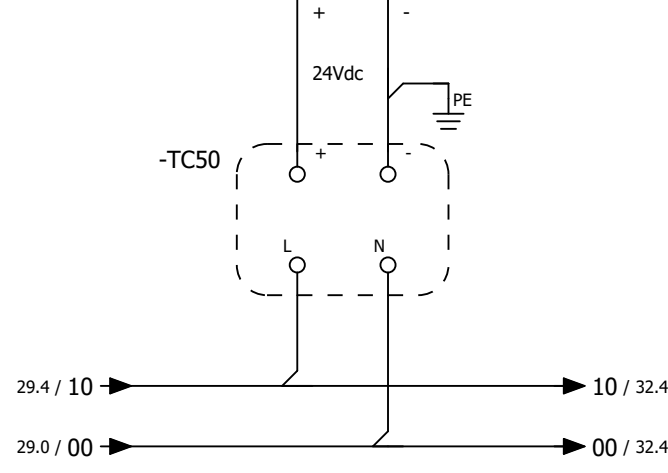
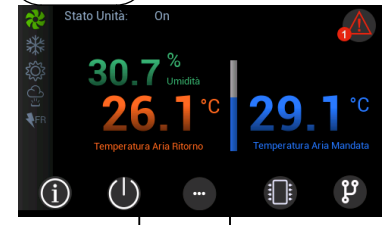
J20



c. pco



-A7
 TERMINALE A BORDO MACCHINA
 UNIT CONTROL TERMINAL
 MASSEINHEIT STEUERANSCHLUSS
 BORNE DE COMMANDE D'UNITÉ
 TERMINAL A BORDO MAQUINA



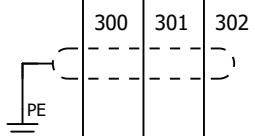
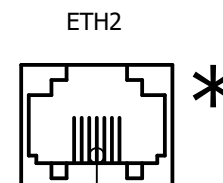
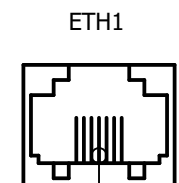
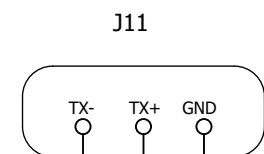
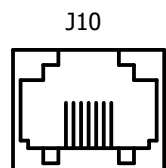
**VERSIONE CON UNA PORTA ETHERNET
 VERSION WITH ONE ETHERNET PORT**

*** ***
 PER SCHEDE CON SINGOLA PORTA ETHERNET (MICA280A)
 LA CONNESSIONE DEL TERMINALE A BORDO MACCHINA
 E' COMPATIBILE CON LE VERSIONI DEL SOFTWARE HMI ≥ 16.5.7
 FOR CARDS WITH SINGLE ETHERNET PORT (MICA280A)
 THE CONNECTION OF THE TERMINAL ON THE MACHINE
 IT IS COMPATIBLE WITH HMI SOFTWARE VERSIONS ≥ 16.5.7

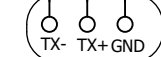
*** CONNESSIONI DISPONIBILI
 AVAILABLE CONNECTIONS**

- DATALINK LOCAL NETWORK MANAGEMENT
- ETHERNET MODBUS HTTP
- SNMP PROTOCOL
- BACnet TCP-IP
- TERMINALE REMOTO
 REMOTE TERMINAL

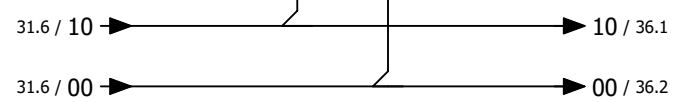
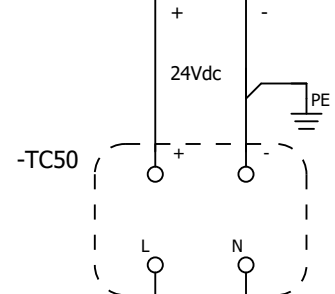
c. pco



-W500
BELDEN
Cavo schermato 3xAWG20
BELDEN 8772
3xAWG20 shielded cable
BELDEN 8772x



-A7
TERMINALE A BORDO MACCHINA
UNIT CONTROL TERMINAL
MASSEINHEIT STEUERANSCHLUSS
BORNE DE COMMANDE D'UNITÉ
TERMINAL A BORDO MAQUINA



VERSIONE CON DOPPIA PORTA ETHERNET
VERSION WITH TWO ETHERNET PORTS

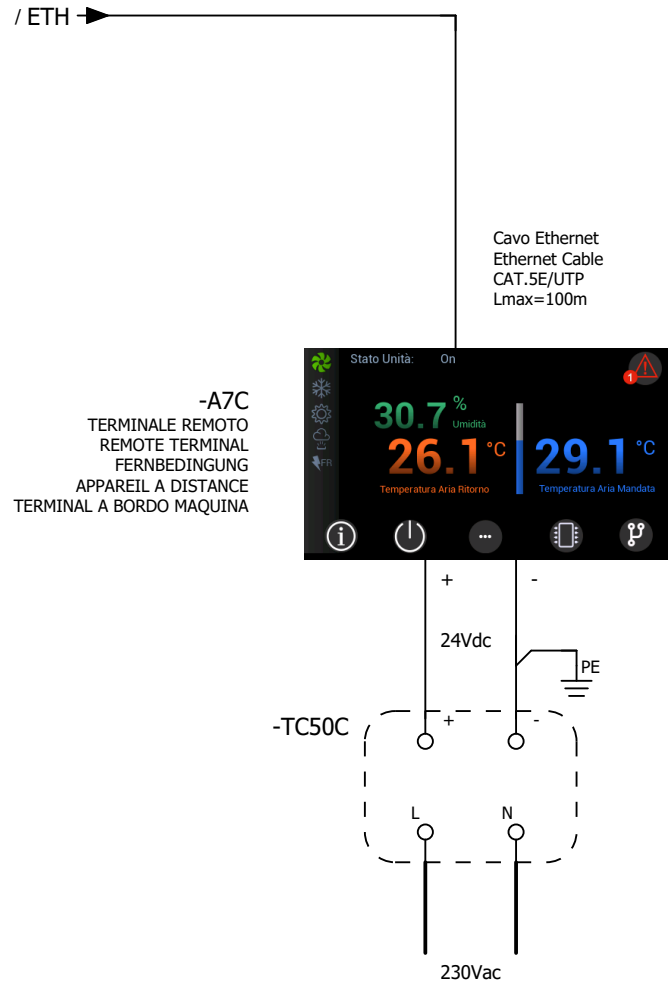
* *
PER SCHEDE CON DOPPIA PORTA ETHERNET (MICA224A)
LA CONNESSIONE DEL TERMINALE A BORDO MACCHINA
E' COMPATIBILE CON TUTTE LE VERSIONI DEL SOFTWARE HMI.
FOR BOARDS WITH DOUBLE ETHERNET PORT (MICA224A)
THE CONNECTION OF THE TERMINAL ON THE MACHINE
IS COMPATIBLE WITH ALL THE HMI SOFTWARE VERSIONS.

*
CONNESSIONI DISPONIBILI
AVAILABLE CONNECTIONS
DATALINK LOCAL NETWORK MANAGEMENT
ETHERNET MODBUS HTTP
SNMP PROTOCOL
BACnet TCP-IP
TERMINALE REMOTO
REMOTE TERMINAL

TERMINALE UTENTE REMOTATO
 REMOTE TERMINAL
 FERNBEDIENUNG
 COMANDE A DISTANCE
 TERMINAL DE USUARIO REMOTO

ESEMPIO DI COLLEGAMENTO
 EXAMPLE OF CONNECTION
 BEISPIEL FÜR DEN ANSCHLUSS
 EXEMPLE DE CONNEXION
 EJEMPLO DE CONEXIÓN

COLLEGAMENTI A CURA DEL CLIENTE
 BY THE CUSTOMER CONNECTIONS
 DURCH DEN KUNDEN CONNECTIONS
 PAR DES CONNEXIONS CLIENT
 CONEXION A CARGO DEL INSTALADOR

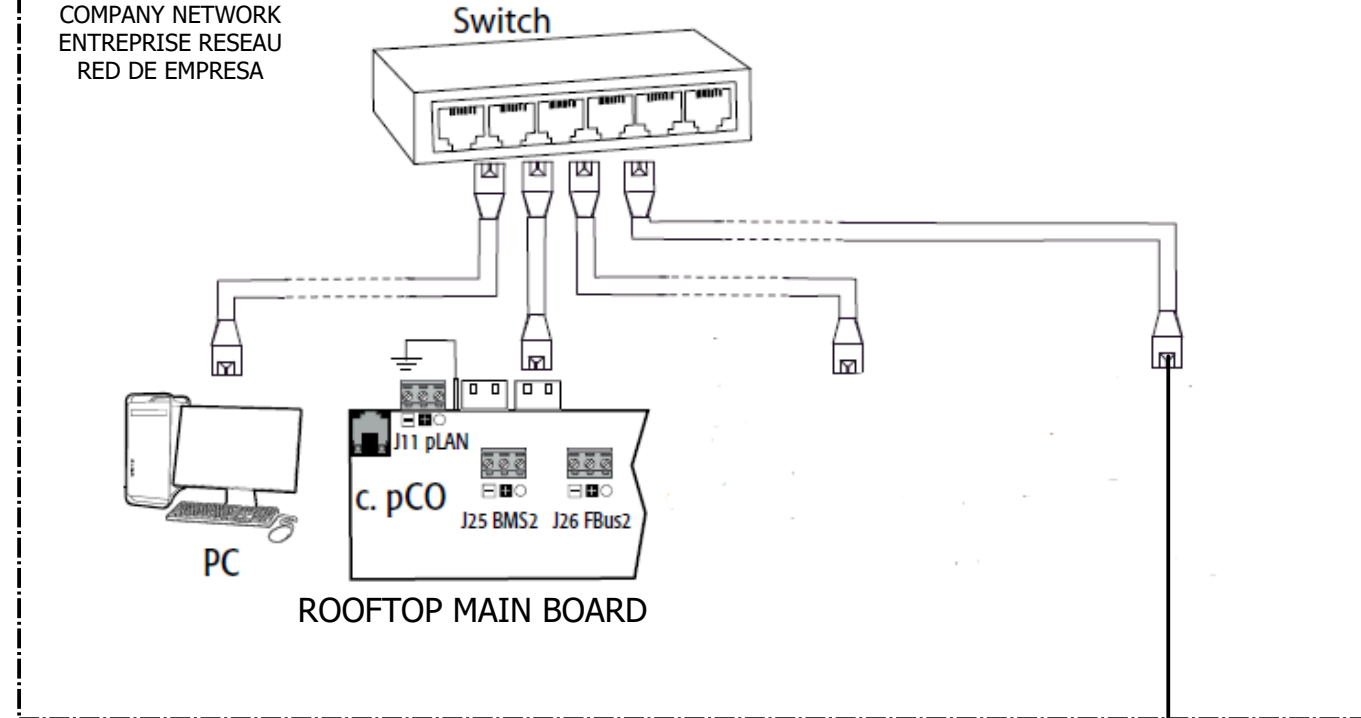


LINEA PROTETTA A CURA DEL CLIENTE
 LINE PROTECTION BY CUSTOMER
 BAUSEITS ABGESICHERTE ZULEITUNG
 LIGNE PROTEGEE PAR LE CLIENT
 CONEXION A CARGO DEL INSTALADOR

TERMINALE UTENTE REMOTATO
 REMOTE TERMINAL
 FERNBEDIENUNG
 COMANDE A DISTANCE
 TERMINAL DE USUARIO REMOTO

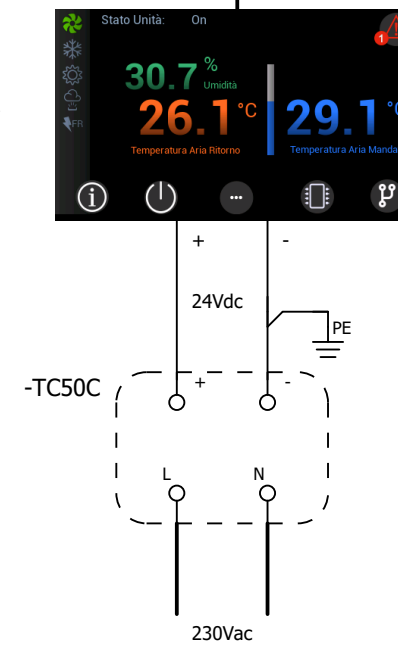
ESEMPIO DI COLLEGAMENTO
 EXAMPLE OF CONNECTION
 BEISPIEL FÜR DEN ANSCHLUSS
 EXEMPLE DE CONNEXION
 EJEMPLO DE CONEXIÓN

RETE AZIENDALE
 COMPANY NETWORK
 COMPANY NETWORK
 ENTREPRISE RESEAU
 RED DE EMPRESA



COLLEGAMENTI A CURA DEL CLIENTE
 BY THE CUSTOMER CONNECTIONS
 DURCH DEN KUNDEN CONNECTIONS
 PAR DES CONNEXIONS CLIENT
 CONEXION A CARGO DEL INSTALADOR

-A7C
 TERMINALE REMOTO
 REMOTE TERMINAL
 FERNBEDIENUNG
 APPAREIL A DISTANCE
 TERMINAL A BORDO MAQUINA



LINEA PROTETTA A CURA DEL CLIENTE
 LINE PROTECTION BY CUSTOMER
 BAUSEITS ABGESICHERTE ZULEITUNG
 LIGNE PROTEGEE PAR LE CLIENT
 CONEXION A CARGO DEL INSTALADOR

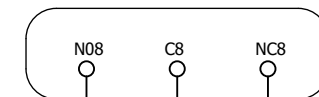
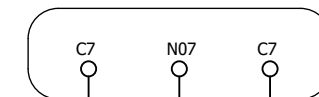
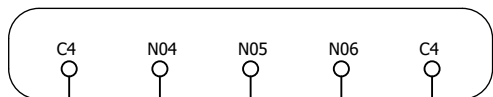
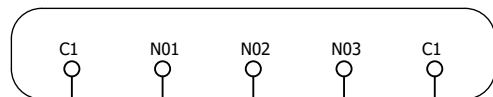
c. pco

J12

J13

J14

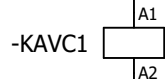
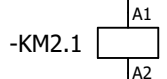
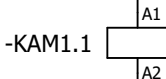
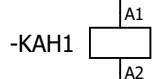
J15



29.2 / 64

39.3 / 00

00 / 14.0



RELE' ALLARME ALTA PRESSIONE 1
HIGH PRESSURE ALARM RELAY 1
RELAIS HOCHDRUCKALARM 1
RELAIS ALARME HAUTE PRESSION 1
RELE DE ALARMA DE ALTA PRESSION 1

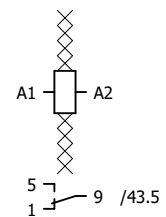
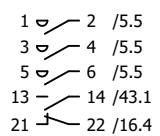
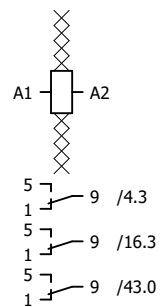
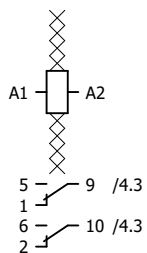
RELE' ON-OFF INVERTER 1
INVERTER 1 ON-OFF RELAY
EIN-AUS INVERTER RELAYS 1
ON-OFF RELAYS INVERTER 1
INVERTOR RELE ON-OFF 1

TELERUTTORE COMPRESSORE 2 CIRCUITO 1
COMPRESSOR CONTACTOR 2 CIRCUIT 1
VERDICHTERSCHUTZ 2 KREISLAUF 1
TÉLÉRUPTEUR COMPRESSEUR 2 CIRCUIT 1
CONTACTOR DEL COMPRESOR 2 CIRCUITO 1

RELE' VENTILATORE CONDENSANTE 1
RELAY CONDENSING FAN 1
RELAY KONDENSIEREND FAN 1
RELAIS CONDENSING FAN 1
RELE VENTILADOR DE CONDENSACION 1

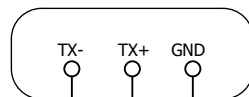
ALLARME LIEVE
GENERAL WARNING
ALLGEMEINES WARNING
AVERTISSEMENT GENERAL
ALARMA LEVE

ALLARME GRAVE
GENERAL ALARM
ALLGEMEINE WARNUNG
ALARME GÉNERALE
ALARMA GRAVE



c. pco

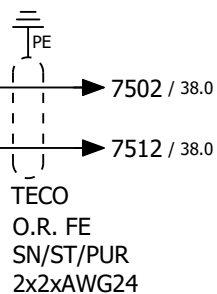
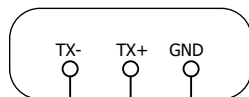
J25 BMS2



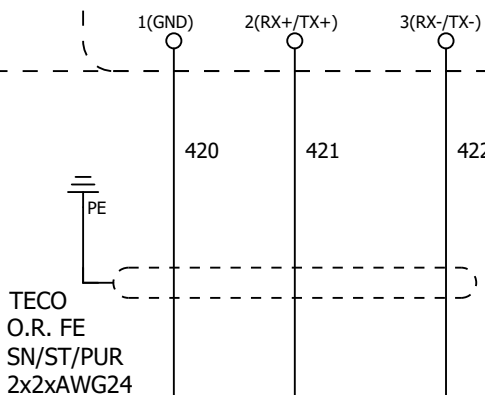
-X1 747 748 749

RS485 Slave
 Lunghezza massima collegamenti: 1000 m
 utilizzare un cavo a coppie ritorte
 RS485 Slave
 Maximum connection length: 1000 m
 Use a twisted pair cable

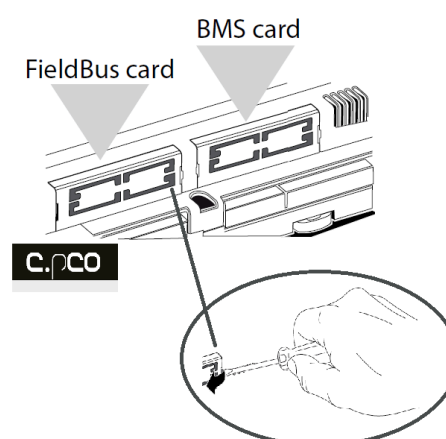
J26 FBus2



-A50
 FieldBus Card



420 421 422
 COLLEGAMENTO SERIALE AL Q.E. ACCESSORIO
 SERIAL CONNECTION TO OPTIONAL ELECTRICAL PANEL
 SERIELLE ANSCHLÜSSE AN DIE OPTIONALE ELEKTRISCHE VERKLEIDUNG
 CONNEXION SÉRIE AU PANNEAU ÉLECTRIQUE OPTIONNEL
 CONEXIÓN SERIAL A Q.E. ACCESORIO

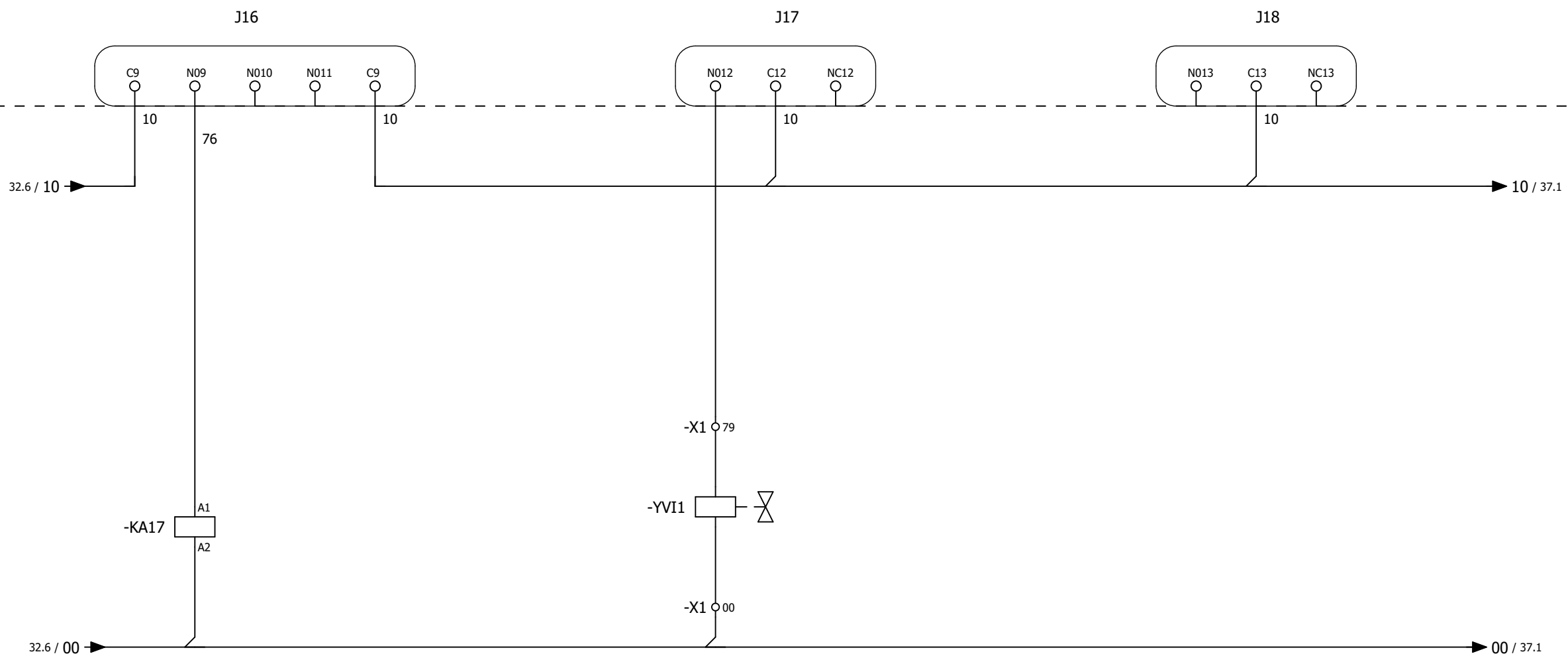


**OPTIONAL
 OPTIONAL
 BELIEBIG
 FACULTATIF
 OPCIONAL**

INSTALLARE LA SCHEDA SERIALE SULLA SCHEDA cPCO DEL QUADRO DEL ROOFTOP
 IN CORRISPONDENZA DELL'APPOSITO SLOT
 INSTALL THE SERIAL CARD ON THE cPCO CARD OF THE ROOFTOP PANEL IN
 CORRESPONDENCE WITH THE SPECIFIC SLOT
 INSTALLIEREN SIE DIE SERIENKARTE AUF DER cPCO-KARTE DES DACHFELDES In
 Übereinstimmung mit dem entsprechenden Slot
 INSTALLER LA CARTE SÉRIE SUR LA CARTE cPCO DU PANNEAU DE TOIT EN
 CORRESPONDANCE AVEC LA FENTE APPROPRIÉE
 INSTALE LA TARJETA DE SERIE EN LA TARJETA cPCO DEL PANEL DE TECHO EN
 CORRESPONDENCIA CON LA RANURA APROPIADA

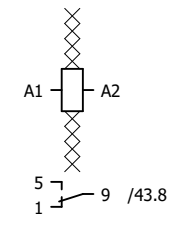
-A2

c. pco



RELÉ ON/OFF VENTIL. MANDATA
 RELAY ON/OFF DELIVERY FAN(S)
 Relais EIN/AUS, Lüfter der Ausgabereinheit
 ON/OFF RELAIS DE VENTILATEUR DE DISTRIBUTION
 RELÉ ENCENDIDO / APAGADO DEL VENTILADOR DE ENTREGA

ELET VALVOLA INVERSIONE 1
 4 WAY VALVE 1
 4-WEGE VENTIL 1
 EV INVERSION 1
 ELECT.VALVULA SOLENOIDE2


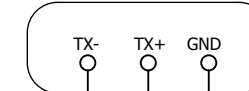
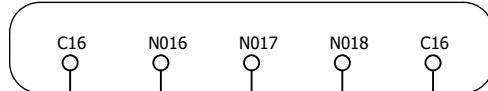


c. pco

J21

J22

J23 FBus2



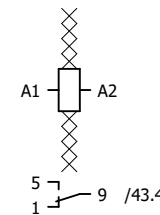
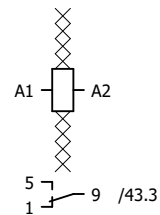
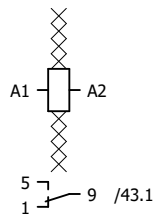
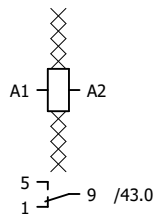
RELE' ON-OFF RESISTENZE
 RELAY ON-OFF EL. HEATER
 RELAIS EIN-AUS ELEKTRISCHE HEIZUNG
 RELAIS ON-OFF CHAUFFAGE ELECTRIQUE
 RELÉ DE RESISTENCIA ON-OFF

RELE' ON-OFF RESISTENZE
 RELAY ON-OFF EL. HEATER
 RELAIS EIN-AUS ELEKTRISCHE HEIZUNG
 RELAIS ON-OFF CHAUFFAGE ELECTRIQUE
 RELÉ DE RESISTENCIA ON-OFF

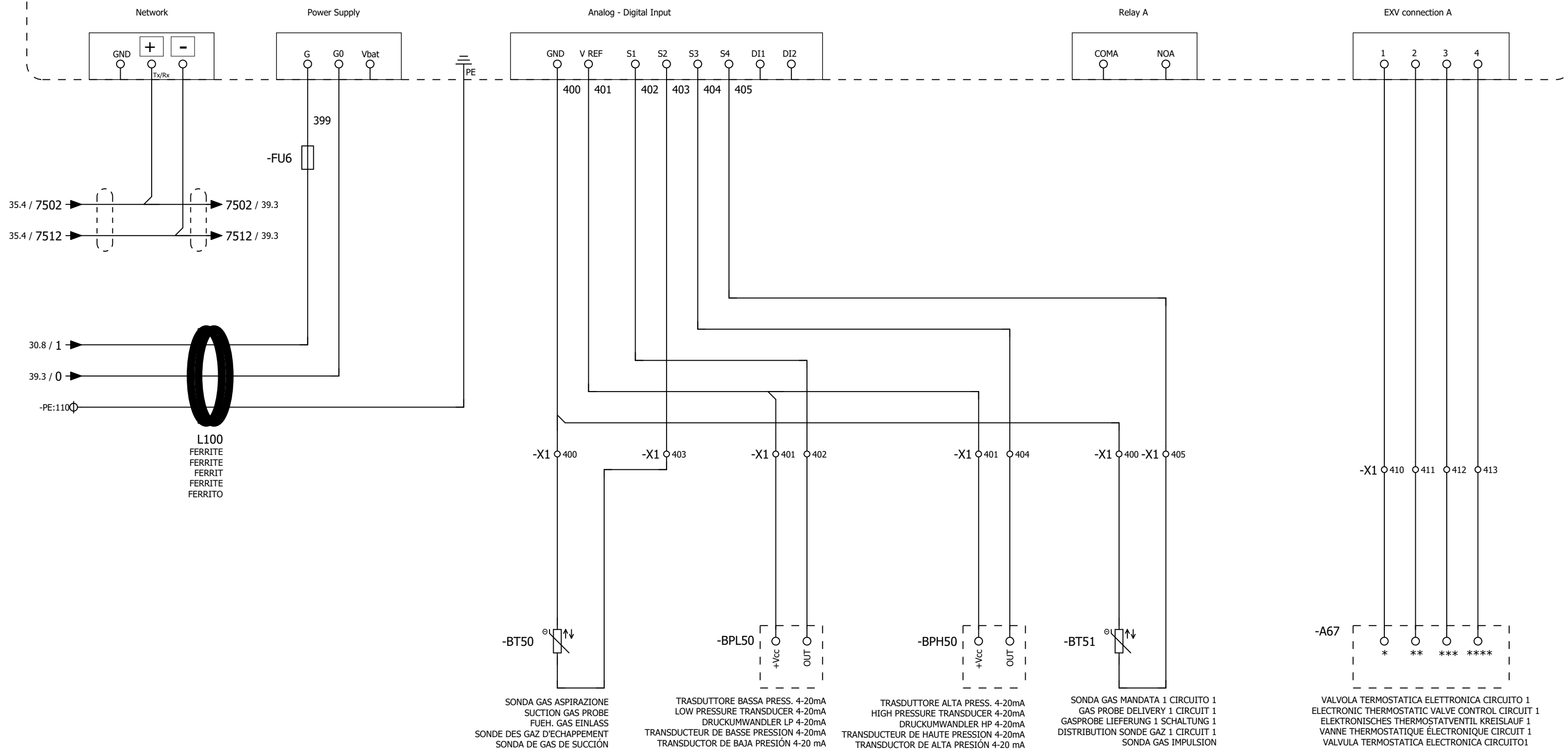
RESISTENZA ANTIGELO VASCHETTA CONDENSANTE
 PAN FROST RESISTANCE CONDENSING
 PAN FROST WIDERSTAND KONDENSIEREND
 PAN RESISTANCE AU GEL CONDENSATION
 DEPÓSITO DE CONDENSACIÓN DE RESISTENCIA ANTICONGELANTE

RELE' SERRANDA DI ZONA
 AREA DAMPER RELAY
 BEREICH DÄMPFERRELAIS
 RELAIS D'AMORTISSEUR DE ZONE
 RELÉ DE OBTURADOR DE ZONA

RELE' ALLARME VENTILAZIONE E GIUSTO SENSORE GAS
 VENTILATION ALARM AND GAS SENSOR FAILURE RELAY
 BELÜFTUNGSSALARM UND GASSENSOR-AUSFALLRELAIS
 ALARME DE VENTILATION ET RELAIS DE PANNE DU CAPTEUR DE GAZ
 FALLO DEL RELÉ DE ALARMA DE VENTILACIÓN Y SENSOR DE GAS



-A51
 CONTROLLO VALVOLA TERMOSTATICA ELETTRONICA
 ELECTRONIC THERMOSTATIC VALVE CONTROL
 REGELUNG DES ELEKTRONISCH GESTEUERTES THERMOSTATVENTILS
 CONTRÔLE DU DÉTENDEUR THERMOSTATIQUE ÉLECTRONIQUE
 CONTROL VALVULA TERMOSTATICA ELECTRONICA



-BT50
 Sonda Gas Aspirazione
 Suction Gas Probe
 Fueh. Gas Einlass
 Sonde des gaz d'échappement
 Sonda de Gas de Succión

-BPL50
 Trasduttore Basso Press. 4-20mA
 Low Pressure Transducer 4-20mA
 Druckumwandler LP 4-20mA
 Transducteur de Basse Pression 4-20mA
 Transductor de Baja Presión 4-20 mA

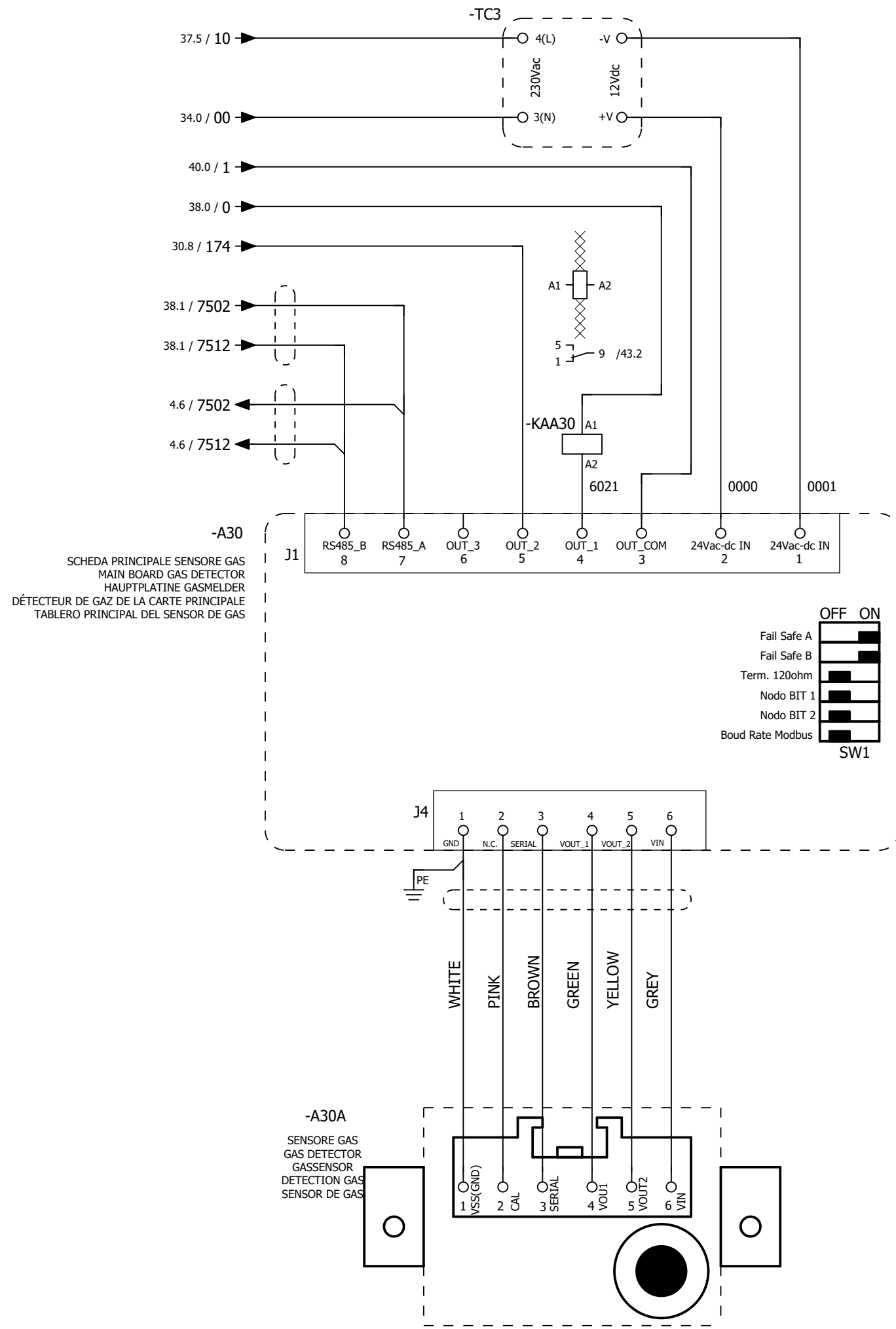
-BPH50
 Trasduttore Alta Press. 4-20mA
 High Pressure Transducer 4-20mA
 Druckumwandler HP 4-20mA
 Transducteur de Haute Pression 4-20mA
 Transductor de Alta Presión 4-20 mA

-BT51
 Sonda Gas Mandata 1 Circuito 1
 Gas Probe Delivery 1 Circuit 1
 Gasprobe Lieferung 1 Schaltung 1
 Distribution Sonde Gaz 1 Circuit 1
 Sonda Gas Impulsion

-A67
 Valvola Termostatica Elettronica Circuito 1
 Electronic Thermostatic Valve Control Circuit 1
 Elektronisches Thermostatventil Kreislauf 1
 Vanne Thermostatique Electronique Circuit 1
 Valvula Termostatica Electronica Circuito1

BPL50-BPH50				
+VREF	BLACK	BLUE	BROWN	RED
S1-S3	WHITE	BROWN	WHITE	BLACK

	*	**	***	****	
-A67	SPORLAN CAREL DANFOSS ALCO	GREEN GREEN GREEN BLUE	BLACK YELLOW WHITE WHITE	RED BROWN RED BROWN	WHITE WHITE BLACK BLACK

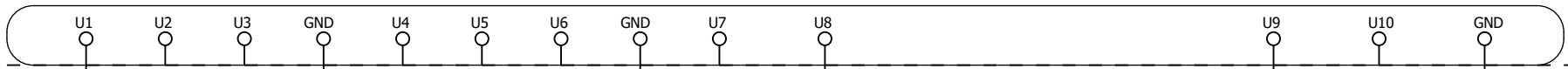
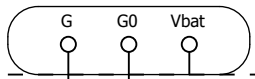


-A250
/41.0

cPCOE

J1

J2



0400

-FU302

39.3 / 1

14.4 / 0

-X2.1 1

-X2.1 0

ALIMENTAZIONE DAL QUADRO ELETTRICO ROOFTOP
 POWER SUPPLY FROM ROOFTOP ELECTRICAL PANEL
 STROMVERSORGUNG AUS DER ROOFTOP-ELEKTRISCHEN VERKLEIDUNG
 ALIMENTATION ÉLECTRIQUE À PARTIR DU PANNEAU ÉLECTRIQUE ROOFTOP
 ALIMENTACIÓN DESDE EL CUADRO ELÉCTRICO DEL TECHO

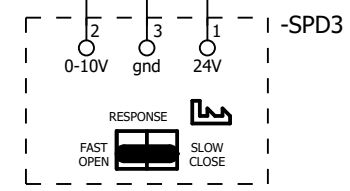
OPTIONAL
 OPTIONAL
 BELIEBIG
 FACULTATIF
 OPCIONAL

-X2.1 508 0 1

-X2.1 509 -X2.1 503

-PE:10

-W015
 FS180HH2R18
 3x1 mm²



TRASDUTTORE DI PRESSIONE CANALE DI MANDATA
 DELIVERY CHANNEL PRESSURE TRANSDUCER
 LIEFERKANAL-DRUCK-TRANSDUCER
 TRANSDUCTEUR DE PRESSION DE CANAL DE LIVRAISON
 TRANSDUCTOR DE PRESIÓN DEL CANAL DE ENTREGA

OPTIONAL
 OPTIONAL
 BELIEBIG
 FACULTATIF
 OPCIONAL

Ingressi analogici
 Analogic input
 Analogic Eingangs
 Entrée analogique
 Entradas analógicas
 ALLARME FUMO/FUOCO
 Smoke/Fire Alarm
 Rauch/Feuer Alarm
 Avertisseur de fumée/incendie
 ALARMA DE HUMO / INCENDIO

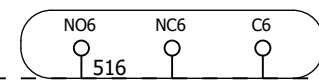
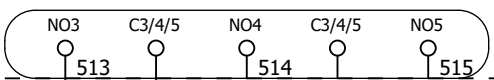
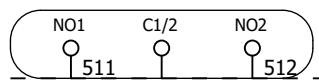
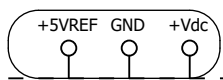
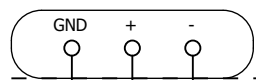
J6 BMS

J9

J10

J11

J12



420 421 422

COLLEGAMENTO SERIALE DAL Q.E. ROOFTOP
 SERIAL CONNECTION FROM ROOFTOP ELECTRICAL PANEL
 SERIELLE ANSCHLÜSSE VON DER ELEKTRISCHEN VERKLEIDUNG ROOFTOP
 CONNEXION SÉRIE À PARTIR DU PANNEAU ÉLECTRIQUE
 CONEXIÓN SERIAL DESDE Q.E. TECHO

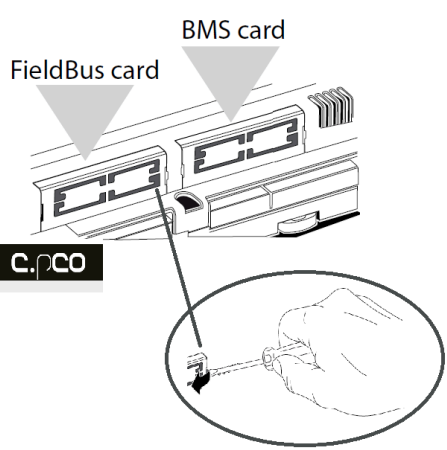
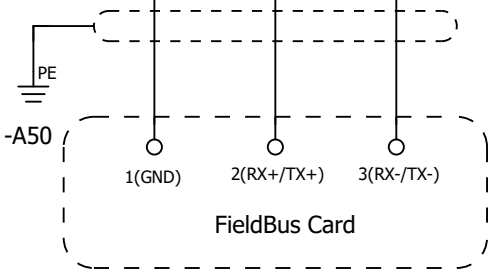
-X2.1 513 0513

CONTATTI PULITI FREE CONTACTS POTENTIALFREIE KONTAKTE CONTACTS PRIVES DE TENS. CONTACTOS LIMPIOS

ALLARME FUMO/FUOCO Smoke/Fire Alarm Rauch/Feuer Alarm Avertisseur de fumée/incendie ALARMA DE HUMO / INCENDIO

Potenza commutabile:
 NO EN 60730-1: 2(1) A (100.000 cicli); UL60730: 5A resistivi, 250Vac, 30k cicli, 105°C, Definite Purpose, 1FLA, 6LRA, 250Vac, 30k cicli, 105°C, pilot duty C300, 250Vac, 30k cicli, 105°C.
 Switchable power:
 NO EN 60730-1: 2(1) A (100,000 cycles); UL60730: 5 A resistive, 250 Vac, 30k cycles, 105°C, Defined Purpose, 1FLA, 6LRA, 250 Vac, 30k cycles, 105°C, pilot duty C300, 250 Vac, 30k cycles, 105°C.

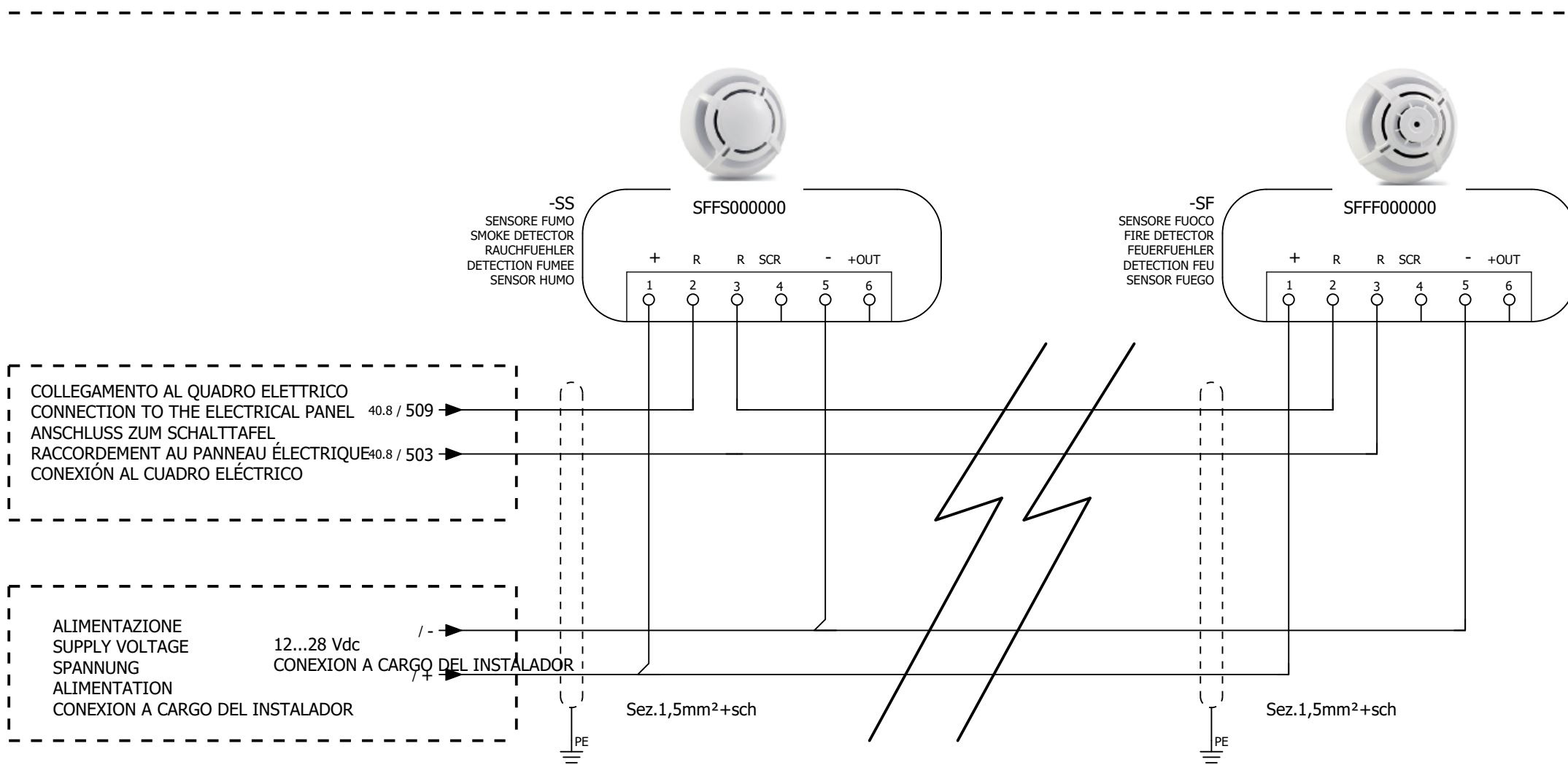
TECO
 O.R. FE
 SN/ST/PUR
 2x2xAWG24



INSTALLARE LA SCHEDA SERIALE SULLA SCHEDA cPCO DEL QUADRO DEL ROOFTOP IN CORRISPONDENZA DELL'APPOSITO SLOT
 INSTALL THE SERIAL CARD ON THE cPCO CARD OF THE ROOFTOP PANEL IN CORRESPONDENCE WITH THE SPECIFIC SLOT
 INSTALLIEREN SIE DIE SERIENKARTE AUF DER cPCO-KARTE DES DACHFELDES In Übereinstimmung mit dem entsprechenden Slot
 INSTALLER LA CARTE SÉRIE SUR LA CARTE cPCO DU PANNEAU DE TOIT EN CORRESPONDANCE AVEC LA FENTE APPROPRIÉE
 INSTALE LA TARJETA DE SERIE EN LA TARJETA CPCO DEL PANEL DE TECHO EN CORRESPONDENCIA CON LA RANURA APROPIADA

OPTIONAL
 OPTIONAL
 BELIEBIG
 FACULTATIF
 OPCIONAL

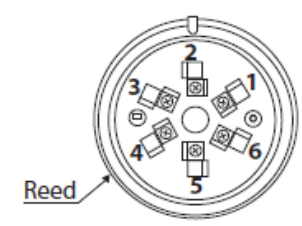
OPTIONAL
OPTIONAL
BELIEBIG
FACULTATIF
OPCIONAL



POSIZIONAMENTO A CURA INSTALLATORE
POSITIONING BY INSTALLER
POSITIONIERUNG VOM INSTALLATEUR
POSITIONNEMENT PAR INSTALLATEUR
COLOCACIÓN POR PARTE DEL INSTALADOR

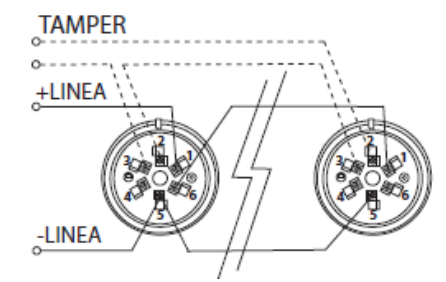
COLLEGAMENTI A CURA DELL'INSTALLATORE
CONNECTIONS BY THE INSTALLER
ANSCHLUESSE BEI DEM INSTALLATEUR
CONNECTIONS PAR L'INSTALLATEUR
CONEXION A CARGO DEL INSTALADOR

Collegamento elettrico / Electrical connection



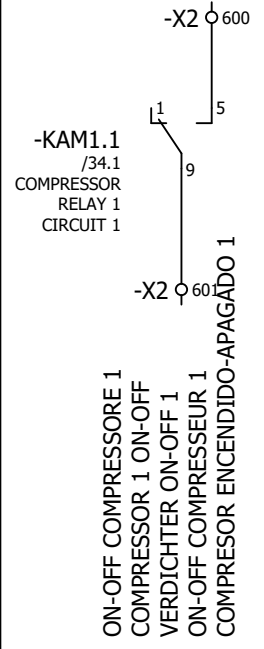
- 1/+ Ingresso linea positivo / Positive line input Fig. 2
- 2/R Relè / Relay
- 3/R Relè / Relay
- 4/SCR Uscita negativa rip. / Repeater neg. output
- 5/- Negativo linea / Negative line
- 6/+ Uscita linea positivo / Positive line output

Schemi elettrici di collegamento / Wiring diagrams

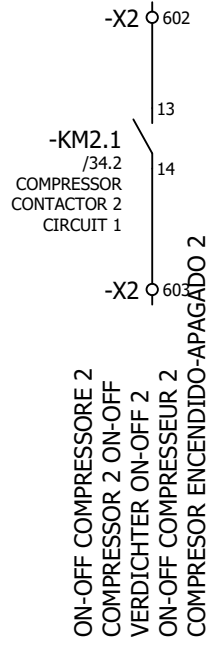


Nota: per la validità del marchio CE è necessario utilizzare cavi di sezione 1,5 mm² schermati in rame all'85% e con schermo connesso a terra.
Note: to comply with the CE mark, it is necessary to use cables with section 1,5mm², shielded, in copper for 85% and with shield connected to earth.

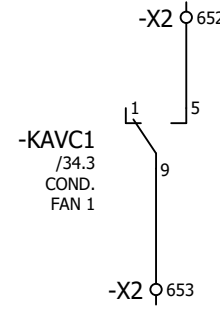
CONTATTI PULITI
 FREE CONTACTS
 POTENTIALFREIE KONTAKTE
 CONTACTS PRIVES DE TENS.
 CONTACTOS LIMPIOS



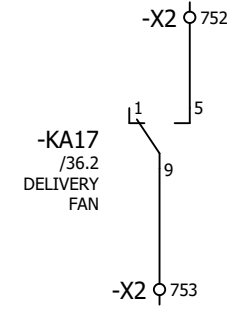
ON-OFF COMPRESSORE 1
 COMPRESSOR 1 ON-OFF
 VERDICHTER ON-OFF 1
 ON-OFF COMPRESSEUR 1
 COMPRESOR ENCENDIDO-APAGADO 1



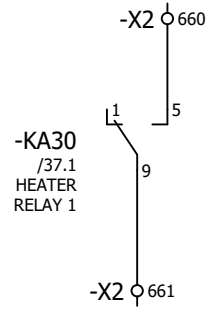
ON-OFF COMPRESSORE 2
 COMPRESSOR 2 ON-OFF
 VERDICHTER ON-OFF 2
 ON-OFF COMPRESSEUR 2
 COMPRESOR ENCENDIDO-APAGADO 2



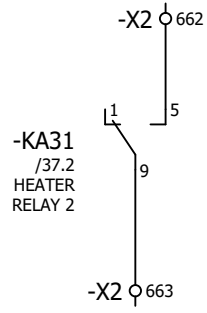
ON/OFF VENTIL. CONDENSANTE
 ON / OFF Fans. CONDENSING
 ON / OFF Fans. VERFLÜSSIGUNGSSÄTZE
 ON / OFF Fans. CONDENSATION
 ON / OFF VENTIL. CONDENSADOR



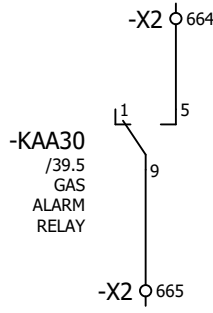
VENTILATORE MANDATA
 DELIVERY FAN
 ABLUFTVENTILATOR
 VENTILATEUR REFOULEMENT
 VENTILADOR DE ENTREGA



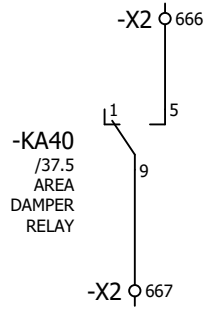
ON/OFF RESISTENZA ELETTRICA 1° STEP
 ELECTRIC HEATING COIL STEP 1
 ELEKTRISCHE HEIZSPULE SCHRITT 1
 BATTERIE DE CHAUFFAGE ÉLECTRIQUE ÉTAPE 1
 RESISTENCIA ELÉCTRICA ON / OFF 1er PASO



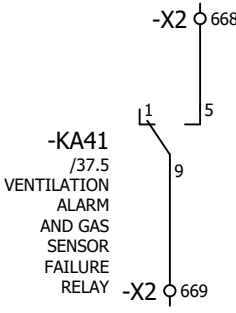
ON/OFF RESISTENZA ELETTRICA 2° STEP
 ELECTRIC HEATING COIL STEP 2
 ELEKTRISCHE HEIZSPULE SCHRITT 2
 BATTERIE DE CHAUFFAGE ÉLECTRIQUE ÉTAPE 2
 RESISTENCIA ELÉCTRICA ON / OFF 2 ° PASO



RELE' ALLARME GAS
 GAS ALARM RELAY
 GAS ALARM RELAY
 RELAIS D'ALARME GAZ
 RELÉ DE ALARMA DE GAS





RELE' SERRANDA DI ZONA
 AREA DAMPER RELAY
 BEREICH DÄMPFERRELAIS
 RELAIS D'AMORTISSEUR DE ZONE
 RELÉ DE OBTURADOR DE ZONA








RELE' ALLARME VENTILAZIONE E GUASTO SENSORE GAS
 VENTILATION ALARM AND GAS SENSOR FAILURE RELAY
 BELÜFTUNGSSALARM UND GASSENSOR-AUSFALLRELAIS
 ALARME DE VENTILATION ET RELAIS DE PANNE DU CAPTEUR DE GAZ
 FALLO DEL RELÉ DE ALARMA DE VENTILACIÓN Y SENSOR DE GAS




Schema morsetti Terminal diagram Klemmenplan Plan des bornes Esquema bornes

Legenda
Description
Beschreibung
Description
Leyenda

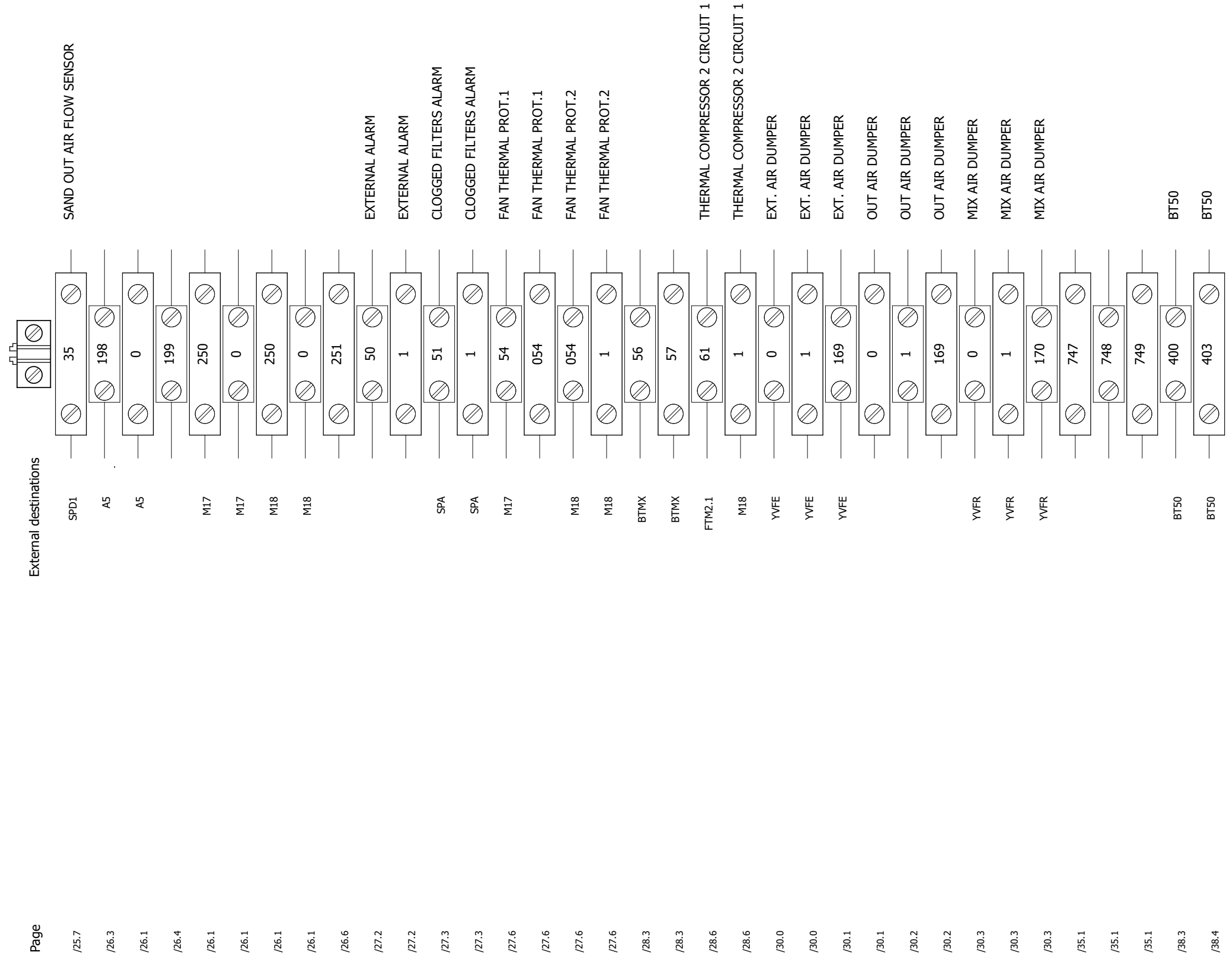
 Morsetto piano 1
Terminal block
floor 1
Klemmenblock/Schaltschrankboden
1
 Plancher de TB 1
Borne plano1

 Morsetto piano 2
Terminal block
floor 2
Klemmenblock/Schaltschrankboden
2
 Plancher de TB 2
Borne plano2

 Optional
 Morsetto piano 1
Terminal block
floor 1
Klemmenblock/Schaltschrankboden
1
 Plancher de TB 1
Borne plano1



 Optional
 Morsetto piano 2
Terminal block
floor 2
Klemmenblock/Schaltschrankboden
2
 Plancher de TB 2
Borne plano2



=+-X1






Schema morsetti Terminal diagram Klemmenplan Plan des bornes Esquema bornes


Legenda
 Description
 Beschreibung
 Description
 Leyenda



 Morsetto piano 1
 Terminal block
 floor 1
 Klemmenblock/Schaltschrankboden
 1
 Plancher de TB 1
 Borne plano1

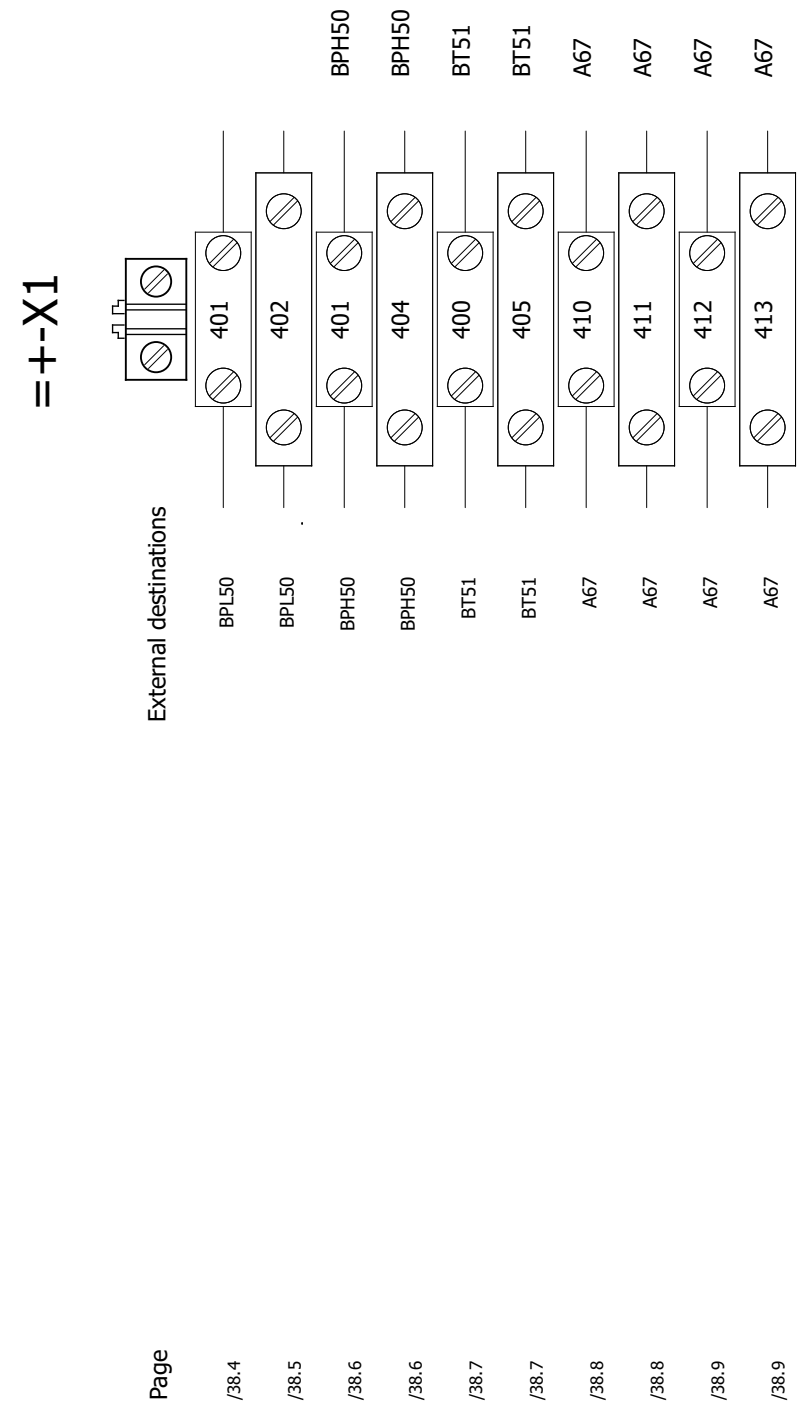
 Morsetto piano 2
 Terminal block
 floor 2
 Klemmenblock/Schaltschrankboden
 2
 Plancher de TB 2
 Borne plano2

 Optional

 Morsetto piano 1
 Terminal block
 floor 1
 Klemmenblock/Schaltschrankboden
 1
 Plancher de TB 1
 Borne plano1

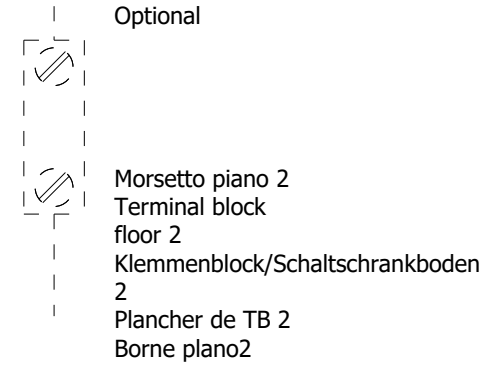
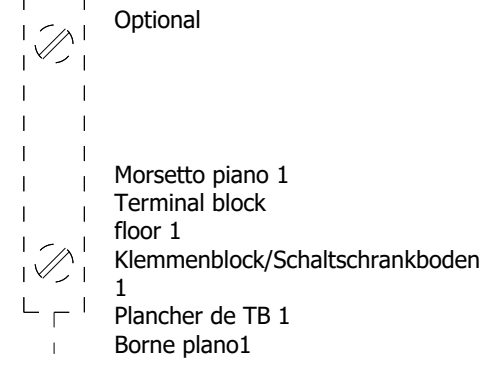
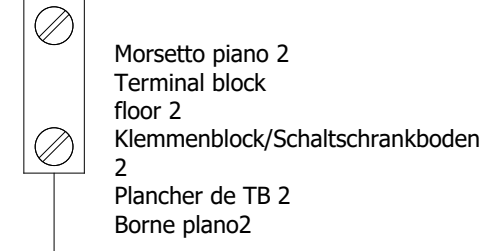
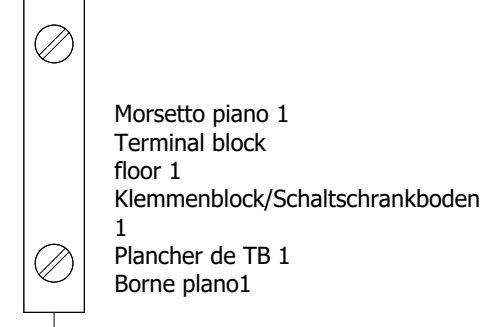
 Optional

 Morsetto piano 2
 Terminal block
 floor 2
 Klemmenblock/Schaltschrankboden
 2
 Plancher de TB 2
 Borne plano2



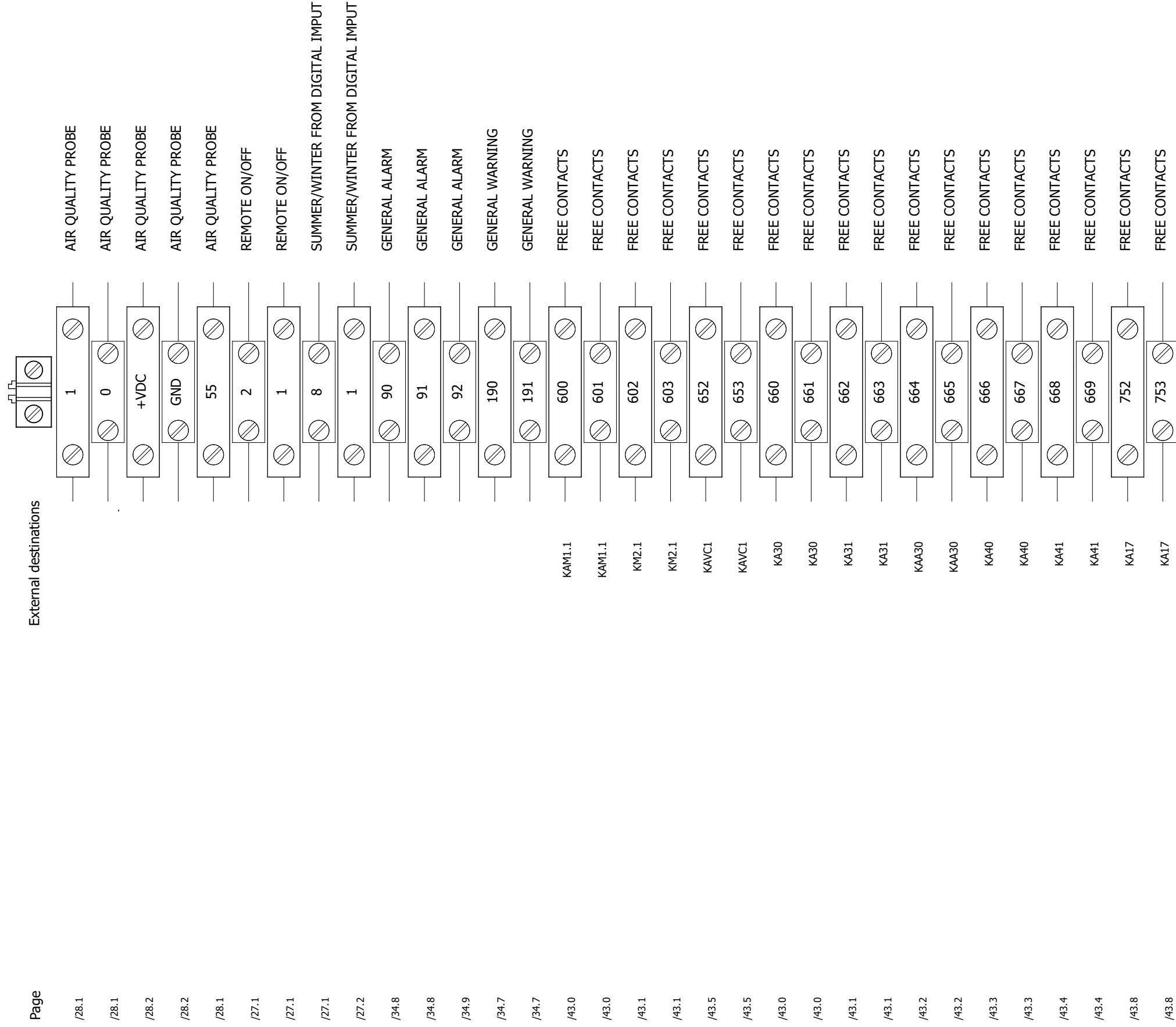
Schema morsetti Terminal diagram Klemmenplan Plan des bornes Esquema bornes

Legenda
Description
Beschreibung
Description
Leyenda




BY THE CUSTOMER CONNECTIONS TERMINAL ORANGE

=+-X2




Schema morsetti Terminal diagram Klemmenplan Plan des bornes Esquema bornes

Legenda
Description
Beschreibung
Description
Leyenda



Morsetto piano 1
Terminal block
floor 1
Klemmenblock/Schaltschrankboden
1
Plancher de TB 1
Borne plano1



Morsetto piano 2
Terminal block
floor 2
Klemmenblock/Schaltschrankboden
2
Plancher de TB 2
Borne plano2



Optional



Morsetto piano 1
Terminal block
floor 1
Klemmenblock/Schaltschrankboden
1
Plancher de TB 1
Borne plano1

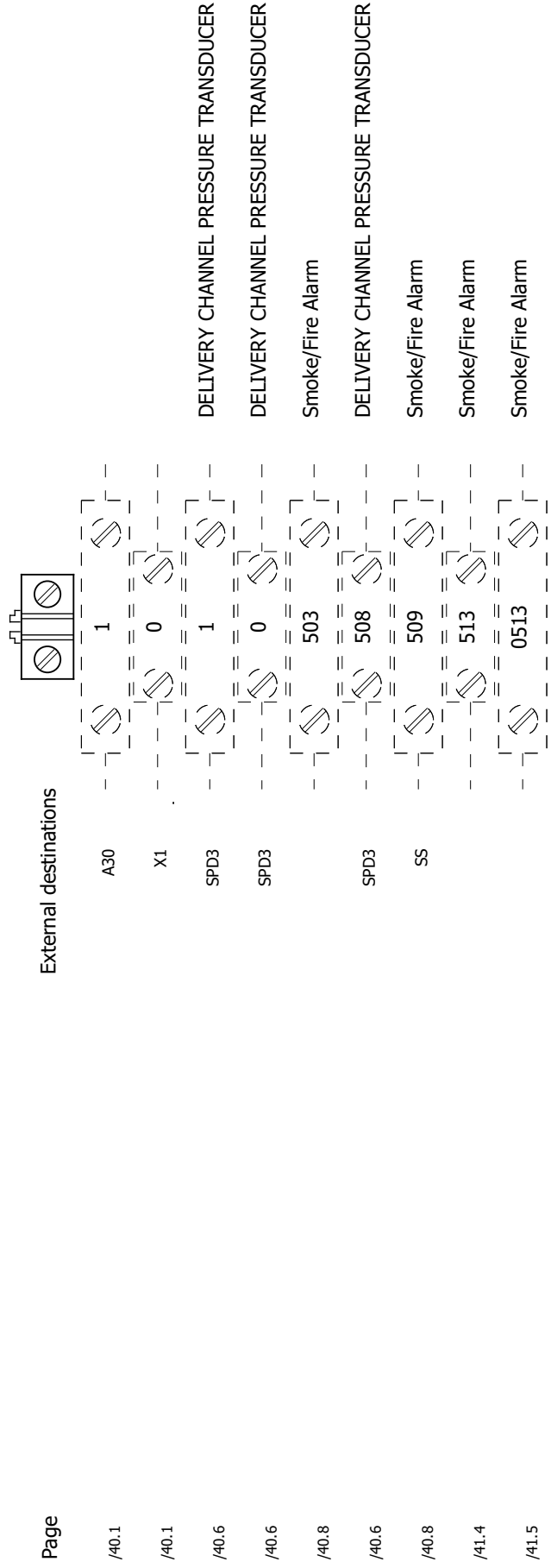


Optional



Morsetto piano 2
Terminal block
floor 2
Klemmenblock/Schaltschrankboden
2
Plancher de TB 2
Borne plano2

=+-X2.1



Page

/40.1

/40.1

/40.6

/40.6

/40.8

/40.6

/40.8

/41.4

/41.5

Distinta articoli Parts list Artikelstückliste Liste d'articles Lista de artículos

Sigla elemento funzionale Acronym element Akronymelement Élément d'acronymes Siglas elemento funcional	Numero tipo Type number Typnummer Número de type Numero tipo	Codice Code Kodex Code Codigo	Quantità Quantity Menge Quantité Cantidad	Fornitore supplier Lieferant fournisseur Surtidor		Descrizione Description Beschreibung Description Descripción
				Codice ordine Code order Kodieren Sie Auftrag Codez l'ordre Codigo pedido	Nome Name Name Nom Nombre	
-A2	C.PCO LARGE P+50NSKB00E0 BMS OPTO CAREL	MICA280A	1	P+50NSKB00E0	CAREL	SCHEDA CONTROLLO CONTROL BOARD KONTROLLKARTE CARTE CONTROLE TABLA DE CONTROL
-A2	C.PCO LARGE P+5BBSFC000L1 BMS OPTO CAREL	MICA224A	1	P+5BBSFC000L1	CAREL	SCHEDA CONTROLLO CONTROL BOARD KONTROLLKARTE CARTE CONTROLE TABLA DE CONTROL
-A2	CONN. KIT pCO5+/CPCO LARGE P+50CO N0L0	MICA156A	1	P+50CON0L0	CAREL	SCHEDA CONTROLLO CONTROL BOARD KONTROLLKARTE CARTE CONTROLE TABLA DE CONTROL
-A2-A50	SCHEDA SERIALE FIELD BUS pCO3	MICA124A	1	PCO100FD10	CAREL	SCHEDA SERIALE FIELD BUS SERIAL BOARD FIELD BUS SERIELLE SCHNITTSTELLE FIELD BUS CARTE SERIE FIELD BUS TARJETA SERIE FIELD BUS
-A5	REG.VEL.FCR3124020 400V 12A IP55 CAR EL	RGVE096A	1	FCR3124020	CAREL	REGOLATORE DI GIRI 1 FAN SPEED 1 CONTROL DREHZAHLEGLER 1 REGULATEUR REGIME 1 REGULADOR DE VELOCIDAD
-A7	pGDX 4,3"PanelFrontIndoor ETH	MICA213A	2	PGR04000TCDA0	CAREL	TERMINALE A BORDO MACCHINA UNIT CONTROL TERMINAL MASSEINHEIT STEUERANSCHLUSS BORNE DE COMMANDE D'UNITÉ TERMINAL A BORDO MAQUINA
-A7	NEUTRAL BLACK FRAME FOR PGDX	MICA227A	2	PGTA00FB10	CAREL	TERMINALE A BORDO MACCHINA UNIT CONTROL TERMINAL MASSEINHEIT STEUERANSCHLUSS BORNE DE COMMANDE D'UNITÉ TERMINAL A BORDO MAQUINA
-A7C	pGDX 4,3"PanelFrontIndoor ETH	MICA213A	1	PGR04000TCDA0	CAREL	TERMINALE REMOTO REMOTE TERMINAL FERNBEDINGUNG APPAREIL A DISTANCE TERMINAL A BORDO MAQUINA
-A7C	WALL MOUNTING CASE FOR PGDX	MICA231A	1	PGTA00SM40	CAREL	TERMINALE REMOTO REMOTE TERMINAL FERNBEDINGUNG APPAREIL A DISTANCE TERMINAL A BORDO MAQUINA
-A7C	NEUTRAL BLACK FRAME FOR PGDX	MICA227A	1	PGTA00FB10	CAREL	TERMINALE REMOTO REMOTE TERMINAL FERNBEDINGUNG APPAREIL A DISTANCE TERMINAL A BORDO MAQUINA
-A30	MODULO ELETTRONICO GAS_C-02	MIVA222AN	1	GAS_C-02	ALMOTECH	SCHEDA PRINCIPALE SENSORE GAS MAIN BOARD GAS DETECTOR HAUPTPLATINE GASMELDER DÉTECTEUR DE GAZ DE LA CARTE PRINCIPALE TABLERO PRINCIPAL DEL SENSOR DE GAS
-A30A	SENSORE R32 FIS 5084-01C1 NISSHA	MIVA221A	1	SC2-S2020-01-A-P-00	NISSHA	SENSORE GAS GAS DETECTOR GASSENSOR DETECTION GAS SENSOR DE GAS
-A35	INV. 15kW IP20 ACS380-040S-032A-4	RGVE170A	1	ACS380-040S-032A	ABB	INVERTER COMPRESSORE COMPRESSOR INVERTER INVERTER-KOMPRESSOR INVERTER COMPRESSEUR INVERSOR COMPRESOR
-A50	SCHEDA SERIALE FIELD BUS pCO3	MICA124A	1	PCO100FD10	CAREL	SCHEDA SERIALE FIELD BUS SERIAL BOARD FIELD BUS SERIELLE SCHNITTSTELLE FIELD BUS CARTE SERIE FIELD BUS TARJETA SERIE FIELD BUS
-A51	DRIVER EVD EVO RS485	MICA094A	1	EVD0000E20	CAREL	CONTROLLO VALVOLA TERMOSTATICA ELETTRONICA ELECTRONIC THERMOSTATIC VALVE CONTROL REGELUNG DES ELEKTRONISCH GESTEUERTES THERMOSTATVENTILS CONTRÔLE DU DÉTENDUEUR THERMOSTATIQUE ÉLECTRONIQUE CONTROL VALVULA TERMOSTATICA ELECTRONICA

Distinta articoli Parts list Artikelstückliste Liste d'articles Lista de artículos

Sigla elemento funzionale Acronym element Akronymelement Élément d'acronymes Siglas elemento funcional	Numero tipo Type number Typnummer Numéro de type Numero tipo	Codice Code Kodex Code Codigo	Quantità Quantity Menge Quantité Cantidad	Fornitore supplier Lieferant fournisseur Surtidor		Descrizione Description Beschreibung Description Descripción
				Codice ordine Code order Kodieren Sie Auftrag Codez l'ordre Codigo pedido	Nome Name Name Nom Nombre	
-A51	KIT CONNET.ESTR.EVD evolution EVDCON 0021	MICA121A	1	EVDCON0021	CAREL	CONTROLLO VALVOLA TERMOSTATICA ELETTRONICA ELECTRONIC THERMOSTATIC VALVE CONTROL REGELUNG DES ELEKTRONISCH GESTEUERTES THERMOSTATVENTILS CONTRÔLE DU DÉTENDEUR THERMOSTATIQUE ÉLECTRONIQUE CONTROL VALVULA TERMOSTATICA ELECTRONICA
-A67	CAVO VALV.TERM.ELET.SPORLAN SER B-C -D 6M	ELMI391A	1	805195	SPORLAN	VALVOLA TERMOSTATICA ELETTRONICA CIRCUITO 1 ELECTRONIC THERMOSTATIC VALVE CONTROL CIRCUIT 1 ELEKTRONISCHES THERMOSTATVENTIL KREISLAUF 1 VANNE THERMOSTATIQUE ÉLECTRONIQUE CIRCUIT 1 VALVULA TERMOSTATICA ELECTRONICA CIRCUITO1
-A250	C.PCOE EXPANSION P+E0N00000001	MICA226A	1	P+E0N00000001	CAREL	SCHEDA ADDIZIONALE CONTROLLO ADDITION CONTROL BOARD ZUSAETZL. KONTROLLKARTE CARTE SUPPLEM. CONTROLE TABLERO DE CONTROL ADICIONAL
-A250	CONNECT.KIT C.PCO MINI HIGH P+D0CO N0E0	MICA218A	1	P+D0CON0E0	CAREL	SCHEDA ADDIZIONALE CONTROLLO ADDITION CONTROL BOARD ZUSAETZL. KONTROLLKARTE CARTE SUPPLEM. CONTROLE TABLERO DE CONTROL ADICIONAL
-BPH50		-	1			TRASDUTTORE ALTA PRESS. 4-20mA HIGH PRESSURE TRANSDUCER 4-20mA DRUCKUMWANDLER HP 4-20mA TRANSDUCTEUR DE HAUTE PRESSION 4-20mA TRANSDUCTOR DE ALTA PRESIÓN 4-20 mA
-BPH50		..	1			TRASDUTTORE ALTA PRESS. 4-20mA HIGH PRESSURE TRANSDUCER 4-20mA DRUCKUMWANDLER HP 4-20mA TRANSDUCTEUR DE HAUTE PRESSION 4-20mA TRANSDUCTOR DE ALTA PRESIÓN 4-20 mA
-BPL50		-	1			TRASDUTTORE BASSA PRESS. 4-20mA LOW PRESSURE TRANSDUCER 4-20mA DRUCKUMWANDLER LP 4-20mA TRANSDUCTEUR DE BASSE PRESSION 4-20mA TRANSDUCTOR DE BAJA PRESIÓN 4-20 mA
-BPL50		..	1			TRASDUTTORE BASSA PRESS. 4-20mA LOW PRESSURE TRANSDUCER 4-20mA DRUCKUMWANDLER LP 4-20mA TRANSDUCTEUR DE BASSE PRESSION 4-20mA TRANSDUCTOR DE BAJA PRESIÓN 4-20 mA
-BT50	SONDA NTC 4x40mm 6m 2F IP67	SOND1947	1	NTC060WF00	CAREL	SONDA GAS ASPIRAZIONE SUCTION GAS PROBE FUEH. GAS EINLASS SONDE DES GAZ D'ÉCHAPPEMENT SONDA DE GAS DE SUCCIÓN
-BT51	SONDA NTC 6M 2F IP65 0T150ØC	SOND1946	1	NTC060HT00	CAREL	SONDA GAS MANDATA 1 CIRCUITO 1 GAS PROBE DELIVERY 1 CIRCUIT 1 GASPROBE LIEFERUNG 1 SCHALTUNG 1 DISTRIBUTION SONDE GAZ 1 CIRCUIT 1 SONDA GAS IMPULSION
-BT611	SONDA NTC 6M 2F IP65 0T150ØC	SOND1946	1	NTC060HT00	CAREL	SONDA GAS MANDATA 2 CIRCUITO 1 GAS PROBE DELIVERY 2 CIRCUIT 1 GASPROBE LIEFERUNG 2 SCHALTUNG 1 DISTRIBUTION SONDE GAZ 2 CIRCUIT 1 ENTREGA DE SONDA DE GAS 2 CIRCUITO 1
-BTE	SONDA NTC 6X53MM 6M 2F IP68	SOND1945	1	NTC060WH01	CAREL	SONDA ARIA ESTERNA EXTERNAL AIR PROBE AUSSENLUFTFUEHLER SONDE AIR EXTERIEUR SONDA SALIDA AGUA INSTALACION
-BTM	SONDA NTC 6X53MM 6M 2F IP68	SOND1945	1	NTC060WH01	CAREL	SONDA ARIA MANDATA DELIVERY AIR PROBE LUFTAUSBLASSSONDE SONDE REFOULEM. AIR SONDA SALIDA AGUA INSTALACION
-BTMX		SOND034A	1	NTC120WH01	CAREL	SONDA ARIA MISCELA MIX AIR PROBE MIX AIR PROBE SONDE AIR MIX SONDA DE AIRE DE MEZCLA
-BTR	SONDA NTC 6X53MM 6M 2F IP68	SOND1945	1	NTC060WH01	CAREL	SONDA ARIA RIPRESA INTAKE AIR PROBE EINLASSLUFTFUEHLER SONDE AIR ASPIRATION SONDA DE ADMISIÓN DE AIRE

Distinta articoli Parts list Artikelstückliste Liste d'articles Lista de artículos

Sigla elemento funzionale Acronym element Akronymelement Élément d'acronymes Siglas elemento funcional	Numero tipo Type number Typnummer Número de type Numero tipo	Codice Code Kodex Code Codigo	Quantità Quantity Menge Quantité Cantidad	Fornitore supplier Lieferant fournisseur Surtidor		Descrizione Description Beschreibung Description Descripción
				Codice ordine Code order Kodieren Sie Auftrag Codez l'ordre Codigo pedido	Nome Name Name Nom Nombre	
-EV1	VENTILATORE 150X150 230Vac	VEAS615A	1	GB13B23AB5/F	AREA SYSTEMS	ELETTROVENTOLA Q.E. ELECTRICAL PANEL FAN. VENTILATOR ELEKTRISCHES SCHALTSCHRANK. VENTILATEUR CADRE ÉLECTRIQUE. VENTILADOR CUADRO ELECTRICO.
-EV1	GRIGLIA DI PROTEZIONE 150MM	VEAS616A	1	FB13B5/F	AREA SYSTEMS	ELETTROVENTOLA Q.E. ELECTRICAL PANEL FAN. VENTILATOR ELEKTRISCHES SCHALTSCHRANK. VENTILATEUR CADRE ÉLECTRIQUE. VENTILADOR CUADRO ELECTRICO.
-EV2	VENTILATORE 150X150 230Vac	VEAS615A	1	GB13B23AB5/F	AREA SYSTEMS	ELETTROVENTOLA Q.E. ELECTRICAL PANEL FAN. VENTILATOR ELEKTRISCHES SCHALTSCHRANK. VENTILATEUR CADRE ÉLECTRIQUE. VENTILADOR CUADRO ELECTRICO.
-EV2	GRIGLIA DI PROTEZIONE 150MM	VEAS616A	1	FB13B5/F	AREA SYSTEMS	ELETTROVENTOLA Q.E. ELECTRICAL PANEL FAN. VENTILATOR ELEKTRISCHES SCHALTSCHRANK. VENTILATEUR CADRE ÉLECTRIQUE. VENTILADOR CUADRO ELECTRICO.
-FTM2.1		-	1			PROTEZIONE INTERNA 2 CIRCUITO 1 KLICSON 2 CIRCUIT 1 INTERNER SCHUTZ 2 KREISLAUF 1 PROTECTION INTERNE 2 CIRCUIT 1 PROTECCION INTERNA1 CIRCUITO1
-FU1.1	FUSIB.CH14GG 40A 500V WIMEX	FUSI0620Y	3	5400240	WIMEX	FUSIBILI COMPRESSORE 1 CIRCUITO 1 COMPRESSOR FUZE 1 CIRCUIT 1 VERDICHTERSICHERUNG 1 KREISLAUF 1 FUSIBLE COMPRESSEUR 1 CIRCUIT 1 COMPRESOR FUSIBLES 1 CIRCUITO 1
-FU1.1	PORTAFUS.PMX 3 X 51 3P WIMEX	POFU0340Y	1	5450164	WIMEX	FUSIBILI COMPRESSORE 1 CIRCUITO 1 COMPRESSOR FUZE 1 CIRCUIT 1 VERDICHTERSICHERUNG 1 KREISLAUF 1 FUSIBLE COMPRESSEUR 1 CIRCUIT 1 COMPRESOR FUSIBLES 1 CIRCUITO 1
-FU01	FUSIB.5X20T 2,50A 250V WIMEX	FUSI0350Y	1	5000047	WIMEX	FUSIBILI CONTROLLO CONTROL FUSES KONTROLLSICHERUNGEN FUSIBLES CONTROLE VERIFICAR FUSIBLES
-FU01	FUSE TERMINAL BLOCK - PTC 4-HESI PHO ENIX	ELMI793A	1	3270203	PHOENIX	FUSIBILI CONTROLLO CONTROL FUSES KONTROLLSICHERUNGEN FUSIBLES CONTROLE VERIFICAR FUSIBLES
-FU2.1	FUSIB.CH14GG 40A 500V WIMEX	FUSI0620Y	3	5400240	WIMEX	FUSIBILI COMPRESSORE 2 CIRCUITO 1 COMPRESSOR FUZE 2 CIRCUIT 1 VERDICHTERSICHERUNG 2 KREISLAUF 1 FUSIBLE COMPRESSEUR 2 CIRCUIT 1 COMPRESOR FUSIBLES 2 CIRCUITO 1
-FU2.1	PORTAFUS.PMX 3 X 51 3P WIMEX	POFU0340Y	1	5450164	WIMEX	FUSIBILI COMPRESSORE 2 CIRCUITO 1 COMPRESSOR FUZE 2 CIRCUIT 1 VERDICHTERSICHERUNG 2 KREISLAUF 1 FUSIBLE COMPRESSEUR 2 CIRCUIT 1 COMPRESOR FUSIBLES 2 CIRCUITO 1
-FU6	FUSIB.5X20T 2,00A 250V WIMEX	FUSI0340Y	1	5000046	WIMEX	FUSIBILE VALVOLA TERMOSTATICA ELETTRONICA ELECTRONIC THERMOSTATIC VALVE FUSE FUSE ELEKTRONISCHES THERMOSTATVENTIL FUSE VANNE THERMOSTATIQUE ÉLECTRONIQUE FUSIBLE ELECTRÓNICO TERMOSTÁTICO DE LA VÁLVULA
-FU6	FUSE TERMINAL BLOCK - PTC 4-HESI PHO ENIX	ELMI793A	1	3270203	PHOENIX	FUSIBILE VALVOLA TERMOSTATICA ELETTRONICA ELECTRONIC THERMOSTATIC VALVE FUSE FUSE ELEKTRONISCHES THERMOSTATVENTIL FUSE VANNE THERMOSTATIQUE ÉLECTRONIQUE FUSIBLE ELECTRÓNICO TERMOSTÁTICO DE LA VÁLVULA
-FU17	FUSIB.CH10GG 10A 500V WIMEX	FUSI0560Y	3	5400110	WIMEX	FUSIBILI VENTILATORI MANDATA 1 DELIVERY FAN FUSE 1 VENTILATORSICHERUNG 1 FUSIBLE VENTILATEUR 1 ENTREGA VENTILADORES FUSIBLES 1
-FU17	PORTAFUS.PMX 3 X 38 3P WIMEX	POFU0330Y	1	5450124	WIMEX	FUSIBILI VENTILATORI MANDATA 1 DELIVERY FAN FUSE 1 VENTILATORSICHERUNG 1 FUSIBLE VENTILATEUR 1 ENTREGA VENTILADORES FUSIBLES 1

Distinta articoli Parts list Artikelstückliste Liste d'articles Lista de artículos

Sigla elemento funzionale Acronym element Akronymelement Élément d'acronymes Siglas elemento funcional	Numero tipo Type number Typnummer Número de type Numero tipo	Codice Code Kodex Code Codigo	Quantità Quantity Menge Quantité Cantidad	Fornitore supplier Lieferant fournisseur Surtidor		Descrizione Description Beschreibung Description Descripción
				Codice ordine Code order Kodieren Sie Auftrag Codez l'ordre Codigo pedido	Nome Name Name Nom Nombre	
-FU18	FUSIB.CH10GG 10A 500V WIMEX	FUSI0560Y	3	5400110	WIMEX	FUSIBILI VENTILATORI MANDATA 2 DELIVERY FAN FUSE 2 VENTILATORSICHERUNG 2 FUSIBLE VENTILATEUR 2 ENTREGA VENTILADORES FUSIBLES 2
-FU18	PORTAFUS.PMX 3 X 38 3P WIMEX	POFU0330Y	1	5450124	WIMEX	FUSIBILI VENTILATORI MANDATA 2 DELIVERY FAN FUSE 2 VENTILATORSICHERUNG 2 FUSIBLE VENTILATEUR 2 ENTREGA VENTILADORES FUSIBLES 2
-FU50	FUSIB.CH10GG 4A 500V WIMEX	FUSI0530Y	2	5400104	WIMEX	FUSIBILI TRASFORMATORE 400V TRANSFORMER 400V FUSES TRANSFORMATORSICHERUNGEN 400V FUSIBLES TRANSFORMATEUR 400V FUSIBLES DEL TRANSFORMADOR DE 400V
-FU50	PORTAFUS.PMX 2 X 38 2P WIMEX	POFU0320Y	1	5450123	WIMEX	FUSIBILI TRASFORMATORE 400V TRANSFORMER 400V FUSES TRANSFORMATORSICHERUNGEN 400V FUSIBLES TRANSFORMATEUR 400V FUSIBLES DEL TRANSFORMADOR DE 400V
-FU51	FUSIB.CH10GG 4A 500V WIMEX	FUSI0530Y	1	5400104	WIMEX	FUSIBILI TRASFORMATORE 230V TRANSFORMER 230V FUSES TRANSFORMATORSICHERUNGEN 230V FUSIBLES TRANSFORMATEUR 230V FUSIBLES TRANSFORMADOR 24V
-FU51	PORTAFUS.PMX 1 X 38 1P WIMEX	POFU0310Y	1	5450121	WIMEX	FUSIBILI TRASFORMATORE 230V TRANSFORMER 230V FUSES TRANSFORMATORSICHERUNGEN 230V FUSIBLES TRANSFORMATEUR 230V FUSIBLES TRANSFORMADOR 24V
-FU52	FUSIB.CH10GG 10A 500V WIMEX	FUSI0560Y	1	5400110	WIMEX	FUSIBILI TRASFORMATORE 24V TRANSFORMER 24V FUSES TRANSFORMATORSICHERUNGEN 24V FUSIBLES TRANSFORMATEUR 24V FUSIBLES TRANSFORMADOR 24V
-FU52	PORTAFUS.PMX 1 X 38 1P WIMEX	POFU0310Y	1	5450121	WIMEX	FUSIBILI TRASFORMATORE 24V TRANSFORMER 24V FUSES TRANSFORMATORSICHERUNGEN 24V FUSIBLES TRANSFORMATEUR 24V FUSIBLES TRANSFORMADOR 24V
-FU56	PORTAFUS.PMX 3 X 38 3P WIMEX	POFU0330Y	1	5450124	WIMEX	FUSIBILI RELE' MIN E MAX TENSIONE MIN.-MAX. VOLTAGE RELAY FUSES SICH. RELAIS MIN.- MAX. SPANN. FUS. REL. TENS. MINI ET MAXI FUSIBLES RELE SEC. FASES
-FU56	FUSIB.CH10GG 2A 500V WIMEX	FUSI0520Y	3	5400102	WIMEX	FUSIBILI RELE' MIN E MAX TENSIONE MIN.-MAX. VOLTAGE RELAY FUSES SICH. RELAIS MIN.- MAX. SPANN. FUS. REL. TENS. MINI ET MAXI FUSIBLES RELE SEC. FASES
-FU210	FUSIB.CH10GG 16A 500V WIMEX	FUSI0580Y	3	5400116	WIMEX	FUSIBILI REGOLATORE DI GIRI 1 SPEED REGULATOR FUSE 1 SICHERUNGEN DREHZAHLEGLER 1 FUSIBLES RÉGULATEUR RÉGIME 1 FUSIBLES REGULADORES DE VELOCIDAD 1
-FU210	PORTAFUS.PMX 3 X 38 3P WIMEX	POFU0330Y	1	5450124	WIMEX	FUSIBILI REGOLATORE DI GIRI 1 SPEED REGULATOR FUSE 1 SICHERUNGEN DREHZAHLEGLER 1 FUSIBLES RÉGULATEUR RÉGIME 1 FUSIBLES REGULADORES DE VELOCIDAD 1
-FU302	FUSIB.5X20T 2,50A 250V WIMEX	FUSI0350Y	1	5000047	WIMEX	FUSIBILE AUSILIARIO 24V FUSE 24V AUXILIARY FUSE 24V FUSE 24V AUXILIAIRE FUSIBLE AUXILIAR 24V
-FU302	FUSE TERMINAL BLOCK - PTC 4-HESI PHO ENIX	ELMI793A	1	3270203	PHOENIX	FUSIBILE AUSILIARIO 24V FUSE 24V AUXILIARY FUSE 24V FUSE 24V AUXILIAIRE FUSIBLE AUXILIAR 24V
-KA05	RELE'MIN/MAX+SEQ 70.31.8.400.2022	RETZ1311Y	1	70.31.8.400.2022	FINDER	RELE' MIN E MAX TENSIONE MIN.-MAX. VOLTAGE RELAY RELAIS MIN.- MAX. SPANN. REL. TENS. MINI ET MAXI RELÉ DE VOLTAJE MÍNIMO Y MÁXIMO

Distinta articoli Parts list Artikelstückliste Liste d'articles Lista de artículos

Sigla elemento funzionale Acronym element Akronymelement Élément d'acronymes Siglas elemento funcional	Numero tipo Type number Typnummer Número de type Numero tipo	Codice Code Kodex Code Codigo	Quantità Quantity Menge Quantité Cantidad	Fornitore supplier Lieferant fournisseur Surtidor		Descrizione Description Beschreibung Description Descripción
				Codice ordine Code order Kodieren Sie Auftrag Codez l'ordre Codigo pedido	Nome Name Name Nom Nombre	
-KA17	RELE' 4X7A 230V 55.34.8.230.0040	RETZ2377Y	1	55.34.8.230.0040	FINDER	RELE' ON/OFF VENTIL. MANDATA RELAY ON/OFF DELIVERY FAN(S) Relais EIN/AUS, Lüfter der Ausgabereinheit ON/OFF RELAIS DE VENTILATEUR DE DISTRIBUTION RELÉ ENCENDIDO / APAGADO DEL VENTILADOR DE ENTREGA
-KA17	ZOCOLO X 55.32-34 94.04.SMA	RETZ2382Y	1	55.32-34 94.04.SMA	FINDER	RELE' ON/OFF VENTIL. MANDATA RELAY ON/OFF DELIVERY FAN(S) Relais EIN/AUS, Lüfter der Ausgabereinheit ON/OFF RELAIS DE VENTILATEUR DE DISTRIBUTION RELÉ ENCENDIDO / APAGADO DEL VENTILADOR DE ENTREGA
-KA21	RELE' 4X7A 230V 55.34.8.230.0040	RETZ2377Y	1	55.34.8.230.0040	FINDER	RELE' ALLARME VENT COND FAN CONDENSER ALARM RELAY RELAIS VENTILATORALARM VERFLÜSSIGERS RELAIS ALARME VENTILATEUR CONDENSEUR RELÉ DE ALARMA DEL VENTILADOR DE CONDENSACIÓN
-KA21	ZOCOLO X 55.32-34 94.04.SMA	RETZ2382Y	1	55.32-34 94.04.SMA	FINDER	RELE' ALLARME VENT COND FAN CONDENSER ALARM RELAY RELAIS VENTILATORALARM VERFLÜSSIGERS RELAIS ALARME VENTILATEUR CONDENSEUR RELÉ DE ALARMA DEL VENTILADOR DE CONDENSACIÓN
-KA30	RELE' 4X7A 230V 55.34.8.230.0040	RETZ2377Y	1	55.34.8.230.0040	FINDER	RELE' ON-OFF RESISTENZE RELAY ON-OFF EL. HEATER RELAIS EIN-AUS ELEKTRISCHE HEIZUNG RELAIS ON-OFF CHAUFFAGE ELECTRIQUE RELÉ DE RESISTENCIA ON-OFF
-KA30	ZOCOLO X 55.32-34 94.04.SMA	RETZ2382Y	1	55.32-34 94.04.SMA	FINDER	RELE' ON-OFF RESISTENZE RELAY ON-OFF EL. HEATER RELAIS EIN-AUS ELEKTRISCHE HEIZUNG RELAIS ON-OFF CHAUFFAGE ELECTRIQUE RELÉ DE RESISTENCIA ON-OFF
-KA31	RELE' 4X7A 230V 55.34.8.230.0040	RETZ2377Y	1	55.34.8.230.0040	FINDER	RELE' ON-OFF RESISTENZE RELAY ON-OFF EL. HEATER RELAIS EIN-AUS ELEKTRISCHE HEIZUNG RELAIS ON-OFF CHAUFFAGE ELECTRIQUE RELÉ DE RESISTENCIA ON-OFF
-KA31	ZOCOLO X 55.32-34 94.04.SMA	RETZ2382Y	1	55.32-34 94.04.SMA	FINDER	RELE' ON-OFF RESISTENZE RELAY ON-OFF EL. HEATER RELAIS EIN-AUS ELEKTRISCHE HEIZUNG RELAIS ON-OFF CHAUFFAGE ELECTRIQUE RELÉ DE RESISTENCIA ON-OFF
-KA40	RELE' 4X7A 230V 55.34.8.230.0040	RETZ2377Y	1	55.34.8.230.0040	FINDER	RELE' SERRANDA DI ZONA AREA DAMPER RELAY BEREICH DÄMPFERRELAIS RELAIS D'AMORTISSEUR DE ZONE RELÉ DE OBTURADOR DE ZONA
-KA40	ZOCOLO X 55.32-34 94.04.SMA	RETZ2382Y	1	55.32-34 94.04.SMA	FINDER	RELE' SERRANDA DI ZONA AREA DAMPER RELAY BEREICH DÄMPFERRELAIS RELAIS D'AMORTISSEUR DE ZONE RELÉ DE OBTURADOR DE ZONA
-KA41	RELE' 4X7A 230V 55.34.8.230.0040	RETZ2377Y	1	55.34.8.230.0040	FINDER	RELE' ALLARME VENTILAZIONE E GUASTO SENSORE GAS VENTILATION ALARM AND GAS SENSOR FAILURE RELAY BELÜFTUNGALARM UND GASSENSOR-AUSFALLRELAIS ALARME DE VENTILATION ET RELAIS DE PANNE DU CAPTEUR DE GAZ FALLO DEL RELÉ DE ALARMA DE VENTILACIÓN Y SENSOR DE GAS
-KA41	ZOCOLO X 55.32-34 94.04.SMA	RETZ2382Y	1	55.32-34 94.04.SMA	FINDER	RELE' ALLARME VENTILAZIONE E GUASTO SENSORE GAS VENTILATION ALARM AND GAS SENSOR FAILURE RELAY BELÜFTUNGALARM UND GASSENSOR-AUSFALLRELAIS ALARME DE VENTILATION ET RELAIS DE PANNE DU CAPTEUR DE GAZ FALLO DEL RELÉ DE ALARMA DE VENTILACIÓN Y SENSOR DE GAS
-KAA30	RELE' 4X7A 24V 55.34.8.024.0040	RETZ2378Y	1	55.34.8.024.0040	FINDER	RELE' ALLARME GAS GAS ALARM RELAY GAS ALARM RELAY RELAIS D'ALARME GAZ RELÉ DE ALARMA DE GAS
-KAA30	ZOCOLO X 55.32-34 94.04.SMA	RETZ2382Y	1	55.32-34 94.04.SMA	FINDER	RELE' ALLARME GAS GAS ALARM RELAY GAS ALARM RELAY RELAIS D'ALARME GAZ RELÉ DE ALARMA DE GAS
-KAH1	RELE' 4X7A 230V 55.34.8.230.0040	RETZ2377Y	1	55.34.8.230.0040	FINDER	RELE' ALLARME ALTA PRESSIONE 1 HIGH PRESSURE ALARM RELAY 1 RELAIS HOCHDRUCKALARM 1 RELAIS ALARME HAUTE PRESSION 1 RELÉ DE ALARMA DE ALTA PRESIÓN 1

Distinta articoli Parts list Artikelstückliste Liste d'articles Lista de artículos

Sigla elemento funzionale Acronym element Akronymelement Élément d'acronymes Siglas elemento funcional	Numero tipo Type number Typnummer Numéro de type Numero tipo	Codice Code Kodex Code Codigo	Quantità Quantity Menge Quantité Cantidad	Fornitore supplier Lieferant fournisseur Surtidor		Descrizione Description Beschreibung Description Descripción
				Codice ordine Code order Kodieren Sie Auftrag Codez l'ordre Codigo pedido	Nome Name Name Nom Nombre	
-KAH1	ZOCCOLO X 55.32-34 94.04.SMA	RETZ2382Y	1	55.32-34 94.04.SMA	FINDER	RELE' ALLARME ALTA PRESSIONE 1 HIGH PRESSURE ALARM RELAY 1 RELAIS HOCHDRUCKALARM 1 RELAIS ALARME HAUTE PRESSION 1 RELÉ DE ALARMA DE ALTA PRESIÓN 1
-KAM1.1	RELE' 4X7A 230V 55.34.8.230.0040	RETZ2377Y	1	55.34.8.230.0040	FINDER	RELE' ON-OFF INVERTER 1 INVERTER 1 ON-OFF RELAY EIN-AUS INVERTER RELAIS 1 ON-OFF RELAIS INVERTER 1 INVERSOR RELE ON-OFF 1
-KAM1.1	ZOCCOLO X 55.32-34 94.04.SMA	RETZ2382Y	1	55.32-34 94.04.SMA	FINDER	RELE' ON-OFF INVERTER 1 INVERTER 1 ON-OFF RELAY EIN-AUS INVERTER RELAIS 1 ON-OFF RELAIS INVERTER 1 INVERSOR RELE ON-OFF 1
-KAVC1	RELE' 4X7A 230V 55.34.8.230.0040	RETZ2377Y	1	55.34.8.230.0040	FINDER	RELE' VENTILATORE CONDENSANTE 1 RELAY CONDENSING FAN 1 RELAY KONDENSIEREND FAN 1 RELAIS CONDENSING FAN 1 RELE VENTILADOR DE CONDENSACION 1
-KAVC1	ZOCCOLO X 55.32-34 94.04.SMA	RETZ2382Y	1	55.32-34 94.04.SMA	FINDER	RELE' VENTILATORE CONDENSANTE 1 RELAY CONDENSING FAN 1 RELAY KONDENSIEREND FAN 1 RELAIS CONDENSING FAN 1 RELE VENTILADOR DE CONDENSACION 1
-KM2.1	TELER. 3RT20 28-1AL20 230V 38A	TELE084A	1	3RT20 28-1AL20	SIEMENS	TELERUTTÖRE COMPRESSORE 2 CIRCUITO 1 COMPRESSOR CONTACTOR 2 CIRCUIT 1 VERDICHTERSCHÜTZ 2 KREISLAUF 1 TÉLÉRUPTÉUR COMPRESSEUR 2 CIRCUIT 1 CONTACTOR DEL COMPRESOR 2 CIRCUITO 1
-L1	INDUT./CHOKE 2,2MH INOM 33A	ELVA334AY	1	ZE0002258.3390	ZETALETTRIC	INDUTTANZA DC CHOKE REAKTOR REACTEUR INDUCTANCIA
-L100	FERRITE FAIR-RITE 0475167281	ELMI084B	1	0475167281	FAIR-RITE	FERRITE FERRITE FERRIT FERRITE FERRITO
-M1.1		22,4kW	1			COMPRESSORE 1 CIRCUITO1 COMPRESSOR 1 CIRCUIT1 VERDICHTER 1 KREISLAUF1 COMPRESSEUR 1 CIRCUIT1 COMPRESOR1 CIRCUITO1
-M2.1		22kW	1			COMPRESSORE 2 CIRCUITO 1 COMPRESSOR 2 CIRCUIT 1 VERDICHTER 2 KREISLAUF 1 COMPRESSEUR 2 CIRCUIT 1 COMPRESOR 2 CIRCUITO 1
-M17		2,8kW	1	N°2 A3G800-AT21-01	EBM	VENTILATORE MANDATA 1 DELIVERY FAN 1 ABLUFVENTILATOR 1 VENTILATEUR REFOULEMENT 1 VENTILADOR DE ENTREGA 1
-M18		2,8kW	1	N°2 A3G800-AT21-01	EBM	VENTILATORE MANDATA 2 DELIVERY FAN 2 ABLUFVENTILATOR 2 VENTILATEUR REFOULEMENT 2 VENTILADOR DE ENTREGA 2
-M21		1,45kW	1			VENTILATORE CONDENSANTE 1 COND. FAN 1 VERFLUESSIGERVENTILATOR 1 COND. VENTILATEUR 1 VENTILADOR DE CONDENSACIÓN 1
-M22		1,45kW	1			VENTILATORE CONDENSANTE 2 COND. FAN 2 VERFLUESSIGERVENTILATOR 2 COND. VENTILATEUR 2 VENTILADOR DE CONDENSACIÓN 2
-PE		-	1			BARRA DI TERRA EARTH BAR MASSE STAB BARRÉ DE LA TERRE TOMA DE TIERRA

Distinta articoli Parts list Artikelstückliste Liste d'articles Lista de artículos

Sigla elemento funzionale Acronym element Akronymelement Élément d'acronymes Siglas elemento funcional	Numero tipo Type number Typnummer Numéro de type Numero tipo	Codice Code Kodex Code Codigo	Quantità Quantity Menge Quantité Cantidad	Fornitore supplier Lieferant fournisseur Surtidor		Descrizione Description Beschreibung Description Descripción
				Codice ordine Code order Kodieren Sie Auftrag Codez l'ordre Codigo pedido	Nome Name Name Nom Nombre	
-Q1	INTERR.SIRCO M 125A 3P	INTE047A	1	22003011	SOCOMEK	SEZIONATORE GENERALE MAIN SWITCH HAUPTSCHALTER SECTIONNEUR GENERAL INTERRUPTOR GENERAL
-Q1	MANIGLIA SIRCO M CDO EST S0 R/G 100-125A	ELMI047A	1	14841111	SOCOMEK	SEZIONATORE GENERALE MAIN SWITCH HAUPTSCHALTER SECTIONNEUR GENERAL INTERRUPTOR GENERAL
-Q1	PROLUNGA D'ASSE L=320mm SIRCO M	ELVA026A	1	14070532	SOCOMEK	SEZIONATORE GENERALE MAIN SWITCH HAUPTSCHALTER SECTIONNEUR GENERAL INTERRUPTOR GENERAL
-R1.1		-	1			RESISTENZA COMPRESSORE 1 CIRCUITO 1 COMPRESSOR HEATER 1 CIRCUIT 1 HEIZELEMENT VERDICHTER 1 KREISLAUF 1 RÉSISTANCE COMPRESSEUR 1 CIRCUIT 1 RESISTENCIA COMPRESOR 1 CIRCUITO 1
-R2.1		-	1			RESISTENZA COMPRESSORE 2 CIRCUITO 1 COMPRESSOR HEATER 2 CIRCUIT 1 HEIZELEMENT VERDICHTER 2 KREISLAUF 1 RÉSISTANCE COMPRESSEUR 2 CIRCUIT 1 RESISTENCIA DEL COMPRESOR 2 CIRCUITO 1
-R10		-	1			RESISTENZA ANTIGELO VASCHETTA CONDENSANTE PAN FROST RESISTANCE CONDENSING PAN FROST WIDERSTAND KONDENSIEREND PAN RÉSISTANCE AU GEL CONDENSATION DEPÓSITO DE CONDENSACIÓN DE RESISTENCIA ANTICONGELANTE
-R11		-	1			RESISTENZA ANTIGELO VASCHETTA CONDENSANTE PAN FROST RESISTANCE CONDENSING PAN FROST WIDERSTAND KONDENSIEREND PAN RÉSISTANCE AU GEL CONDENSATION DEPÓSITO DE CONDENSACIÓN DE RESISTENCIA ANTICONGELANTE
-SF	RIVEL.TERM.FUOCO+ZOCC.24VDC	MICA2425	1	SFFF000000	CAREL	SENSORE FUOCO FIRE DETECTOR FEUERFUEHLER DETECTION FEU SENSOR FUEGO
-SPA		-	1			ALLARME FILTRI SPORCHI CLOGGED FILTERS ALARM ALARM FILTER SCHMUTZIG ALARME FILTRES SALES ALARMA FILTROS SUCIOS
-SPD1		-	1			SENSORE PORTATA ARIA MANDATA SAND OUT AIR FLOW SENSOR SAND OUT LUFTSTROMSENSOR CAPTEUR DE DÉBIT D'AIR DE SABLE SENSOR CAUDAL DE AIRE
-SPD3		-	1			TRASDUTTORE DI PRESSIONE CANALE DI MANDATA DELIVERY CHANNEL PRESSURE TRANSDUCER LIEFERKANAL-DRUCK-TRANSDUCER TRANSDUCTEUR DE PRESSION DE CANAL DE LIVRAISON TRANSDUCTOR DE PRESIÓN DEL CANAL DE ENTREGA
-SPH1		-	1			PRESSOSTATO ALTA 1 HIGH PRESSURE SWITCH 1 HD-DRUCKSCHALTER 1 PRESSOSTAT HP 1 INTERRUPTOR DE ALTA PRESION 1
-SS	RILEV.DI FUMO + ZOC. 24VDC	MICA2435	1	SFFS000000	CAREL	SENSORE FUMO SMOKE DETECTOR RAUCHFUEHLER DETECTION FUMEE SENSOR HUMO
-ST1	TERM.BIMET.CLICSON 40°	TERM006A	1		VENTIL	SENSORE TEMPERATURA TEMPERATURE PROBE TEMPERATURFUEHLER CAPTEUR TEMPERATURE SENSOR TEMPERATURA
-TC1	TRASF.500+200VA 230-400-415/0-230 0-24	TRAF080A	1			TRASFORMATORE TRANSFORMER TRAF0 TRANSFORMATEUR TRANSFORMADOR

Distinta articoli Parts list Artikelstückliste Liste d'articles Lista de artículos

Sigla elemento funzionale Acronym element Akronymelement Élément d'acronymes Siglas elemento funcional	Numero tipo Type number Typnummer Número de type Numero tipo	Codice Code Kodex Code Codigo	Quantità Quantity Menge Quantité Cantidad	Fornitore supplier Lieferant fournisseur Surtidor		Descrizione Description Beschreibung Description Descripción
				Codice ordine Code order Kodieren Sie Auftrag Codez l'ordre Codigo pedido	Nome Name Name Nom Nombre	
-TC3	ALIM. HDR15-12 230Vac/12Vdc 15W	ELVA732A	1	HDR-15-12	MEANWELL	ALIMENTATORE POWER SUPPLY STROMVERSORGUNG SOURCE DE COURANT PLACA CONTROL
-TC50	POWER SUPPLY FOR PGDX	MICA235A	2	PGTA00TRX0	CAREL	ALIMENTATORE POWER SUPPLY STROMVERSORGUNG SOURCE DE COURANT PLACA CONTROL
-TC50C	POWER SUPPLY FOR PGDX	MICA235A	1	PGTA00TRX0	CAREL	ALIMENTATORE POWER SUPPLY STROMVERSORGUNG SOURCE DE COURANT PLACA CONTROL
-V1	FILTER EMC 42S5-1BH2-T 42A	ELVA666A	1	42S5-1BH2-T	COMESTERO	FILTRO FILTER FILTER FILTRE FILTRO
-YVFE		-	1			SERRANDA ARIA ESTERNA EXT. AIR DUMPER AUßENLUFTKLAPPE VOLET D'AIR EXTERIEUR AMORTIGUADOR DE AIRE EXTERNO
-YVFR		-	1			SERRANDA ARIA RIPRESA RETURN AIR DUMPER Rückkehr Luftklappe RETOUR VOLET D'AIR AMORTIGUADOR DE AIRE
-YVI1		-	1			ELET VALVOLA INVERSIONE 1 4 WAY VALVE 1 4-WEGE VENTIL 1 EV INVERSION 1 ELECT.VALVULA SOLENOIDE2