

Nome progetto Project name Projektname Nom de projet Nombre de proyecto			UATYA140BFC2Y1	Versione Version Version Version Version		FC2S	NOTE NOTES ANMERKUNGEN NOTES NOTAS
Linea di alimentazione Electrical supply line Spannungsversorgung Ligne d'alimentation Linea de alimentacion			400/3/50 Hz 415/3/50 Hz	Circuiti ausiliari Auxiliary circuits Hilfsstromkreis Circuits auxiliaires Circuitos auxiliares		230-24V 50 Hz	
Tipo unità Type unit Baureihe Einheit Dactylographiez l'unité Tipo unidad			ROOFTOP				
Revisione Review Berichtigung Revue Revision		Descrizione Description Beschreibung Description Descripción					
11							

Specifiche elettriche  
 Specific electrical workers  
 Angaben zu den elektrischen Verbrauchern  
 Ouvriers électriques spécifiques  
 Especificaciones electricas

MOD.	COMPRESSORI COMPRESSORS VERDICHTER COMPRESSEURS COMPRESORES  (HP)	VENTILATORE CONDENSANTE COND. FAN VERFLUESSIGERVENTILATOR COND. VENTILATEUR VENTILADOR CONDENSACION  (kW)	VENTILATORE(I) MAN. DELIVERY FAN(S). ABLUFTVENTILATOR. VENTILATEUR(S) REFOULEMENT. VENTILADOR (S) DE ENTREGA.  (kW)	VENTILATORE ASPIRAZIONE SUCTION FAN ZULUFTVENTILATOR VENTILATEUR ASPIRATION VENTILADOR DE SUCCION  (kW)
UATYA140BFC2Y1	4x 13,5kW	4x 1,45kW	3x 2,6kW	

Caratteristiche elettriche  
 Electrical characteristic  
 Elektrische Daten Einheit  
 Caractéristique électrique  
 Especificaciones electricas

MOD.	Icc (KA)	MIC (A)	FLA (A)	Inom (A)	Cosφ	*Protezione Linea *Line Protection *Elektrische Absicherung *Protection Ligne * Protección de línea	*Sez. Linea mm <sup>2</sup> *Line Section mm <sup>2</sup> * Kabelquerschnitt mm <sup>2</sup> * Ligne mm <sup>2</sup> de section * Sección Línea mm <sup>2</sup>  L.max = 50m
UATYA140BFC2Y1	25	211,6	116,0	98,6	0,8	NH00 160A	70mmq

MOD.  
 TAGLIA UNITÀ  
 UNIT SIZE  
 GRÖÖE EINHEIT  
 UNITE  
 TAMAÑO DE LA UNIDAD

VER.  
 VERSIONE  
 VERSION  
 VERSION  
 VERSION  
 VERSIÓN

Icc (KA)  
 CORRENTE DI CORTO CIRCUITO MASSIMA  
 MAX. SHORT-CIRCUIT CURRENT  
 MAX. KURZSCHLUSSSTROM  
 MAX. COURT-CIRCUIT  
 CORRIENTE MÁXIMA DE CORTOCIRCUITO

MIC (A)  
 MASSIMO VALORE EFFICACE "RMS" DELLA CORRENTE, ALL'AVVIO DELL'ULTIMO COMPRESSORE  
 MAXIMUM "RMS" VALUE OF THE CURRENT, ON START-UP OF THE LAST COMPRESSOR  
 MAXIMALER EFFEKTIVWERT (RMS) DER STROMSTÄRKE BEIM ANLAUFEN DES LETZTEN VERDICHTERS  
 VALEUR EFFICACE MAXIMALE "RMS" DU COURANT, AU DEMARRAGE DU DERNIER COMPRESSEUR.  
 VALOR MÁXIMO EFECTIVO "RMS" DE LA CORRIENTE, AL ARRANQUE DEL ÚLTIMO COMPRESOR

FLA (A)  
 MASSIMA CORRENTE A PIENO CARICO DELL'UNITÀ  
 MAX. FULL LOAD AMPS OF THE UNIT  
 MAX. STROMAUFNAHME DER EINHEIT  
 MAX. CONSOMMATION DE COURANT DE L'UNITÉ  
 CORRIENTE MÁXIMA A CARGA COMPLETA DE LA UNIDAD

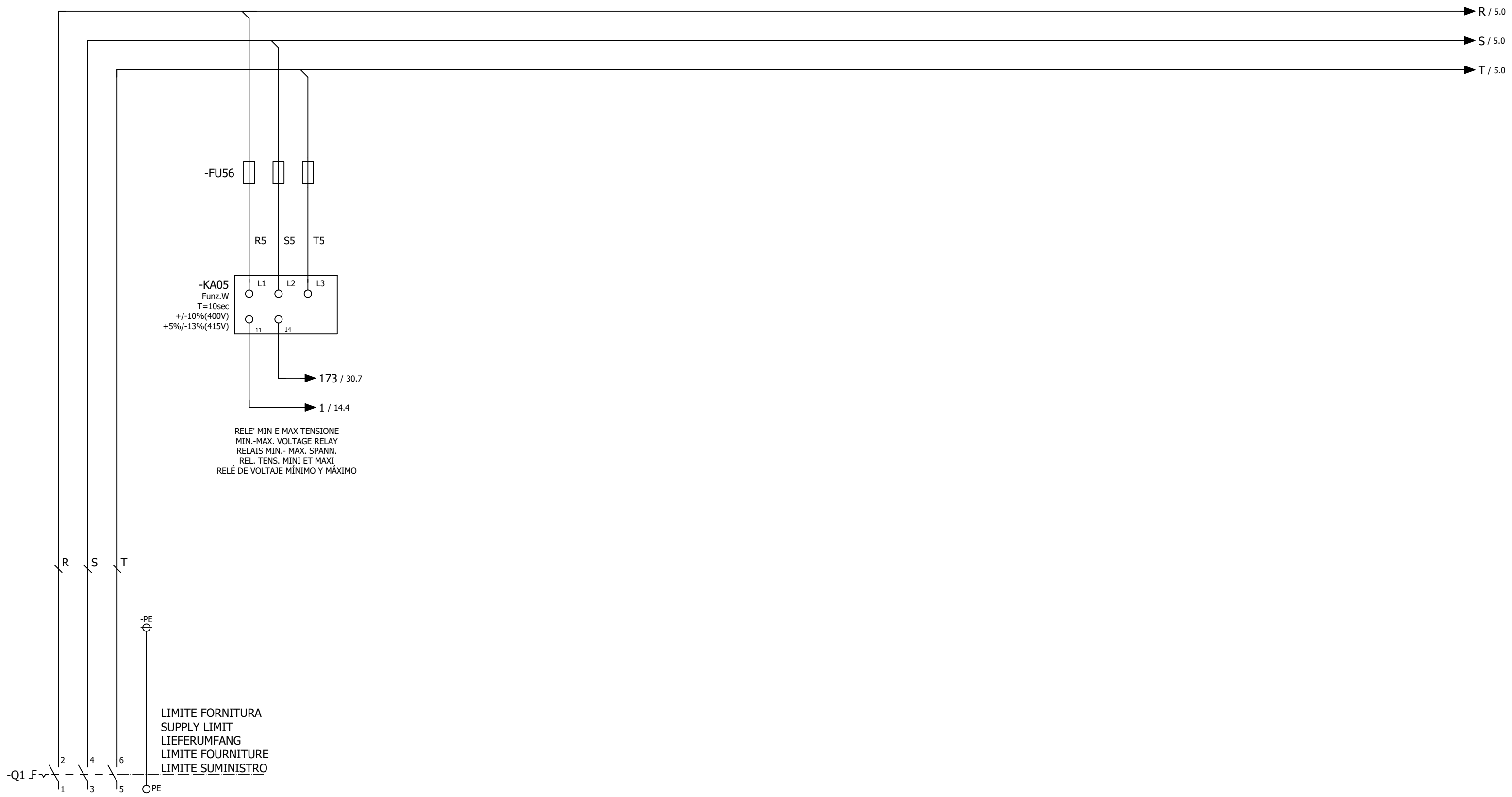
Inom (A)  
 ASSORBIMENTO DI CORRENTE DELL'UNITÀ AI VALORI NOMINALI DI PROGETTO  
 CURRENT CONSUMPTION OF THE UNIT AT DESIGN CONDITION  
 STROMAUFNAHME DER EINHEIT BEI AUSLEGUNGSBEDINGUNG  
 CONSOMMATION DE COURANT DE L'APPAREIL À L'ÉTAT DE CONCEPTION  
 CONSUMO ACTUAL DE LA UNIDAD A LOS VALORES NOMINALES DE DISEÑO

Cosφ  
 FATTORE DI POTENZA  
 POWER FACTOR  
 ELEKTRISCHER LEISTUNGSFAKTOR  
 FACTEUR DE PUISSANCE ÉLECTRIQUE  
 FACTOR DE POTENCIA

\*  
 QUESTA È SOLO UN'INDICAZIONE DIMENSIONALE. IL CARICO DELLE FUSIBILI E DEI CAVI DA EFFETTUARE IN LOCO  
 THIS IS A GUIDE ONLY. DESIGN AND ASSEMBLY OF FUSES AND CABLE ON SITE  
 DIES IST EINE RICHTWERT. AUSLEGUNG UND MONTAGE ABSICHERUNG UND ZULEITUNG BAUSEITS  
 CE N'EST QU'UN GUIDE. CONCEPTION ET ASSEMBLAGE DES FUSIBLES ET DES CÂBLES SUR LE SITE  
 \*A CARGO DEL INSTALADOR

Tabella colorazione fili per cablaggio interno quadro elettrico  
 Color wires table inside the electrical panel  
 Farbdrahtetabelle innerhalb der elektrischen Verkleidung  
 Table de fils de couleur à l'intérieur du tableau électrique  
 Tabla de coloración de cables para el cableado dentro del cuadro eléctrico

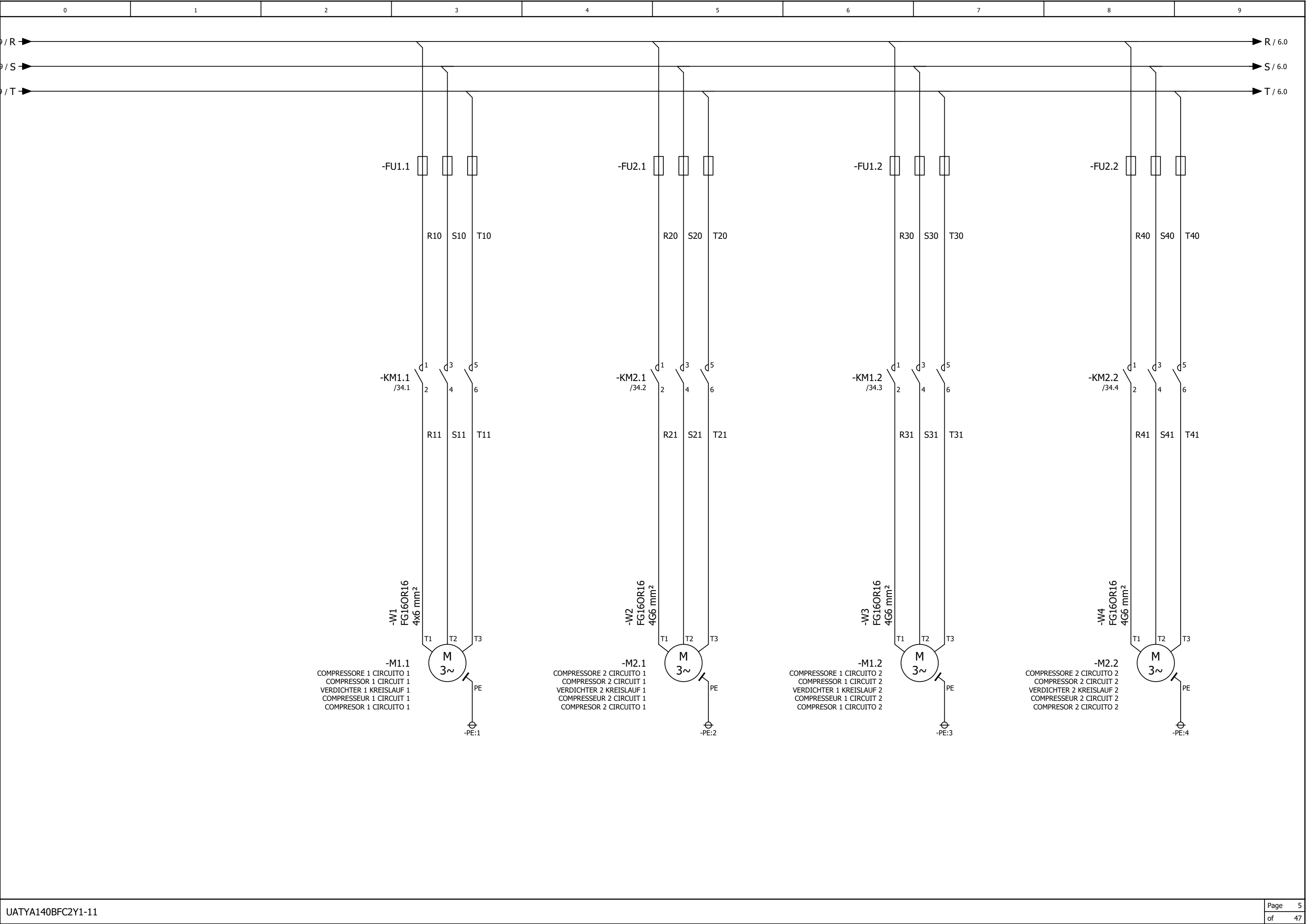
Tipo filo Wire type Kabel Type de câble Tipo de hilo	Colore Color Farbe Couleur Color
Fili per circuito 230V Wires for 230V circuit Kabel für 230V-Schaltung Fils pour circuit 230V Cables para circuito de 230V	Rosso Red Rot Rouge Rojo
Fili per circuito 24V Wires for 24V circuit Kabel für 24V-Schaltung Fils pour circuit 24V Cables para circuito de 24V	Viola Violet Violette Violet Púrpura
Fili per contatti puliti Wires for voltage-free contacts Kabel für potentialfreie Kontakte Fils pour contacts sans tension Alambres para contactos limpios	Arancione Orange Orange Orange Naranja
Fili per segnale 0-10V/pwm Wires for 0-10V / pwm signal Kabel für 0-10V / pwm Signal Fils pour signal 0-10V / pwm Cables de senal 0-10V pwm	Bianco White Weiß Blanc Blanco

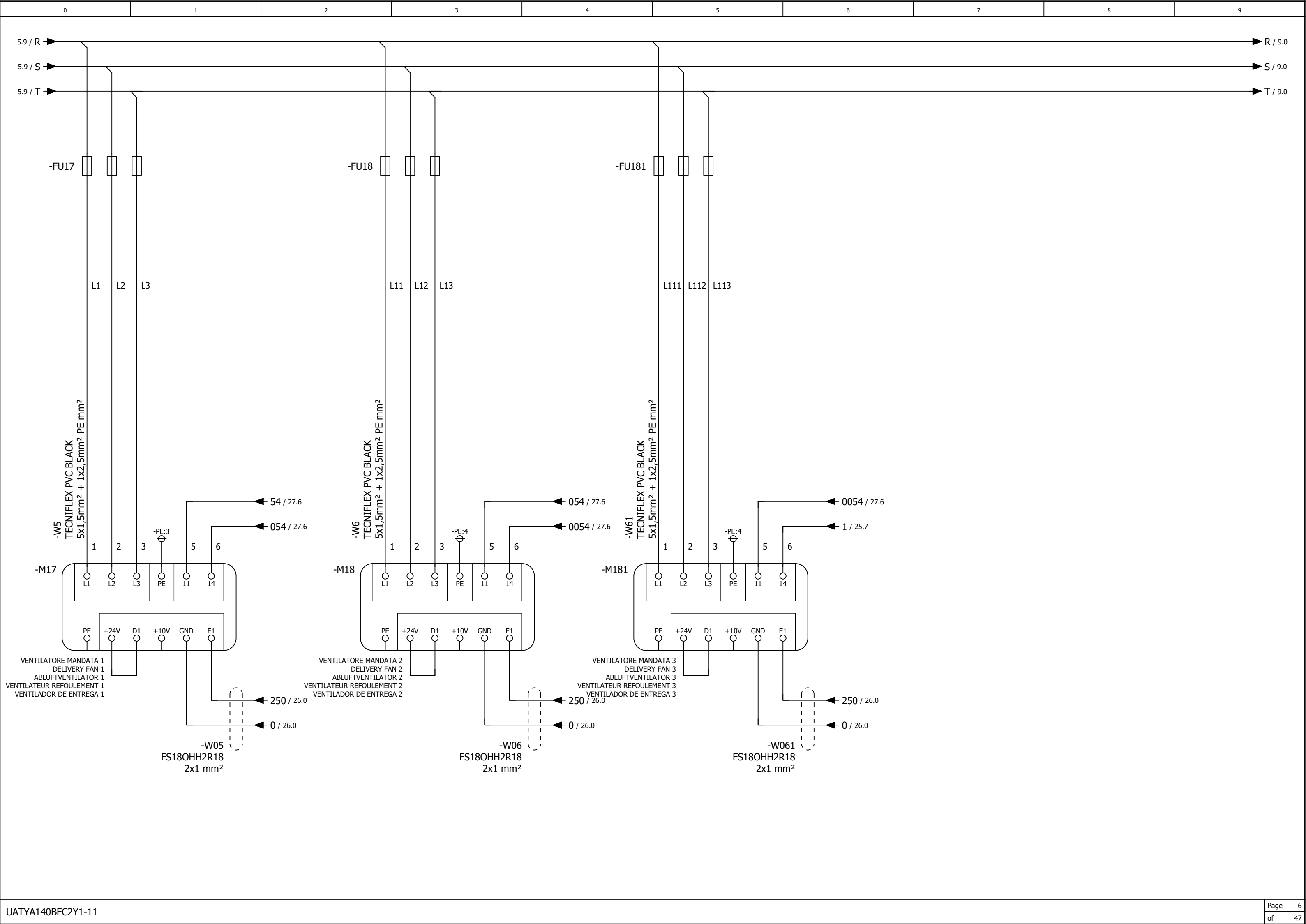


RELE' MIN E MAX TENSIONE  
 MIN.-MAX. VOLTAGE RELAY  
 RELAIS MIN.- MAX. SPANN.  
 REL. TENS. MINI ET MAXI  
 RELÉ DE VOLTAJE MÍNIMO Y MÁXIMO

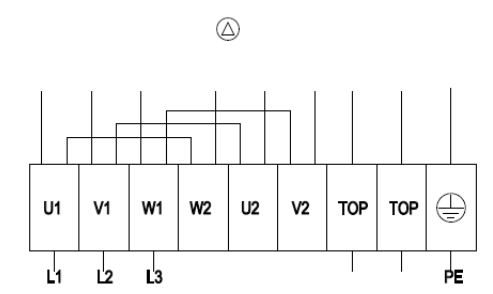
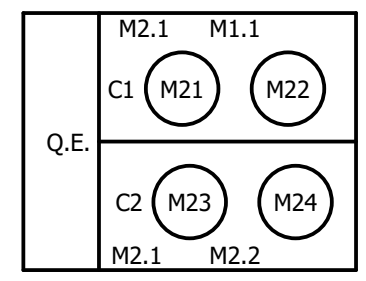
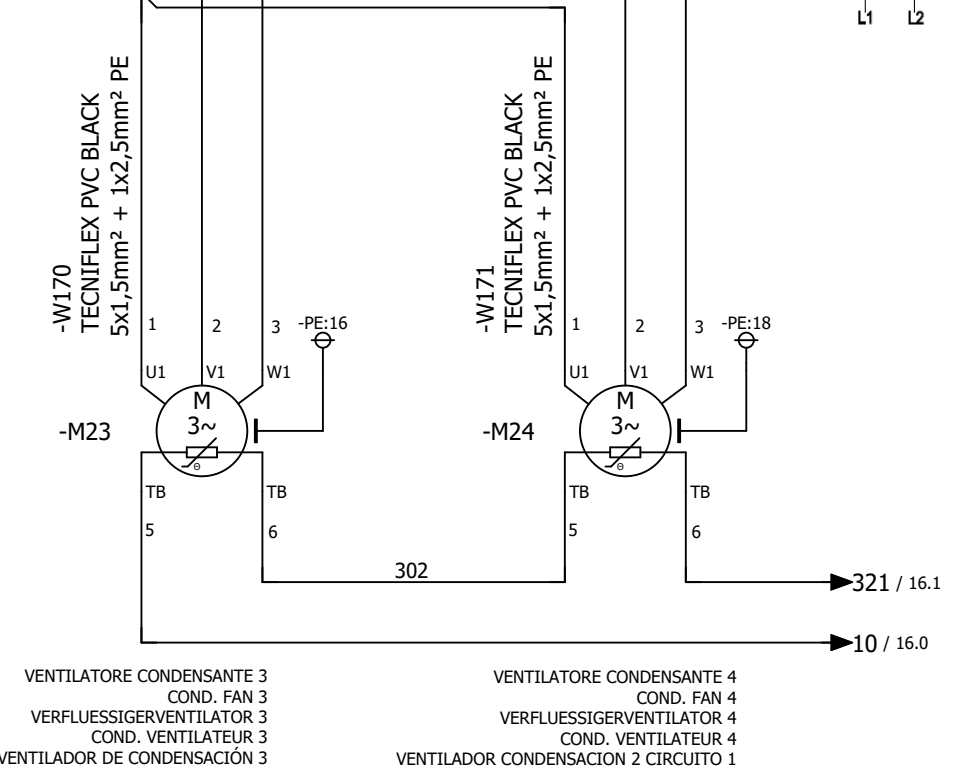
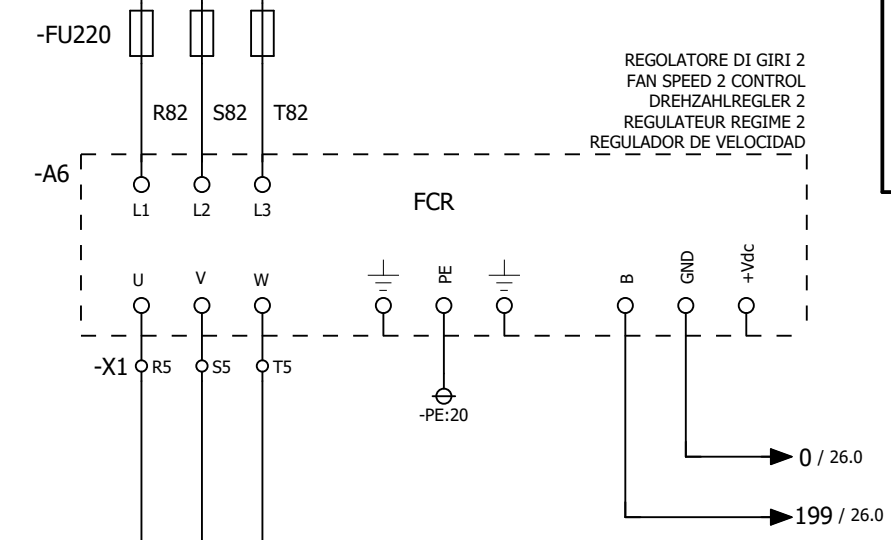
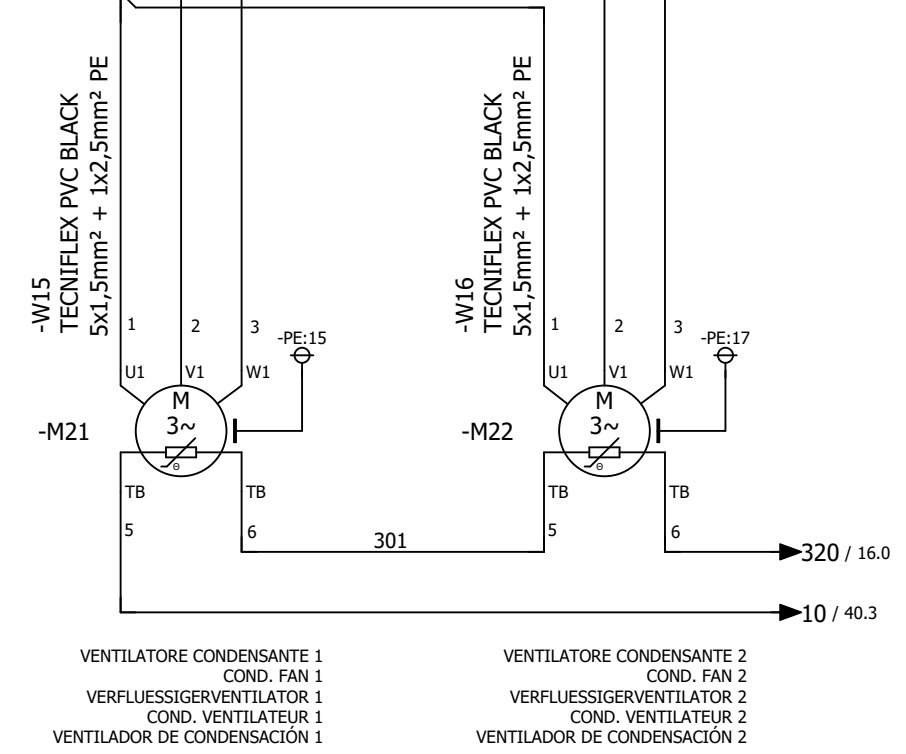
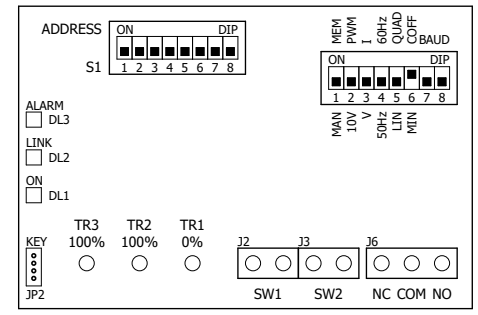
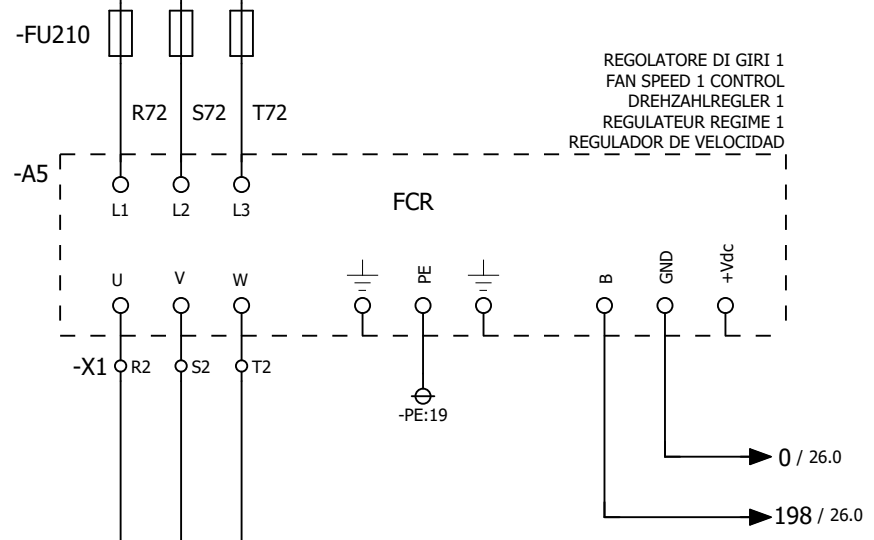
LIMITE FORNITURA  
 SUPPLY LIMIT  
 LIEFERUMFANG  
 LIMITE FOURNITURE  
 LIMITE SUMINISTRO

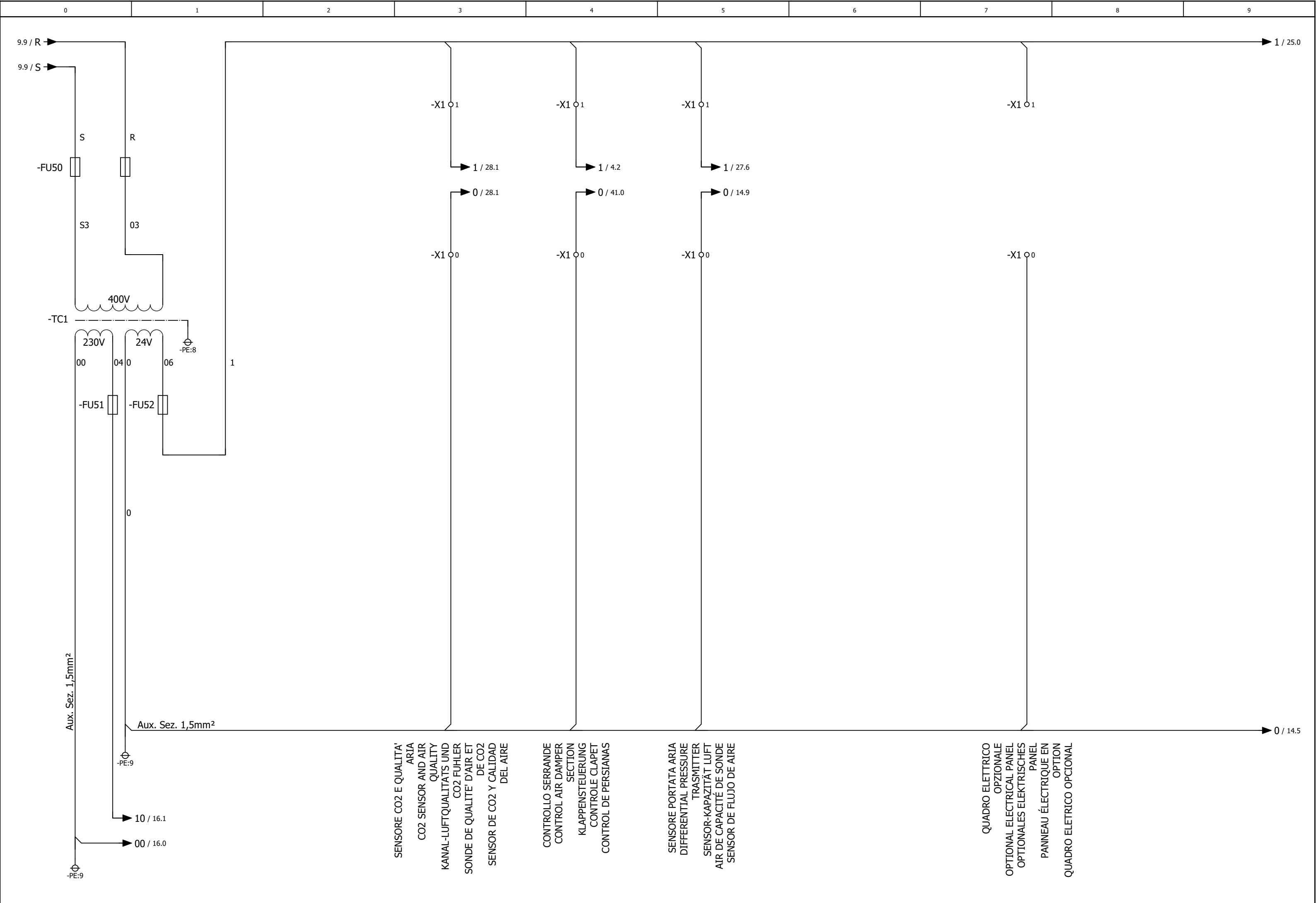
LINEA PROTETTA A CURA DEL CLIENTE  
 LINE PROTECTION BY CUSTOMER  
 BAUSEITS ABGESICHERTE ZULEITUNG  
 LIGNE PROTEGEE PAR LE CLIENT  
 PROTECCION LINEA A CARGO DEL CLIENTE





6.9 / R → R / 14.0  
 6.9 / S → S / 14.0  
 6.9 / T →



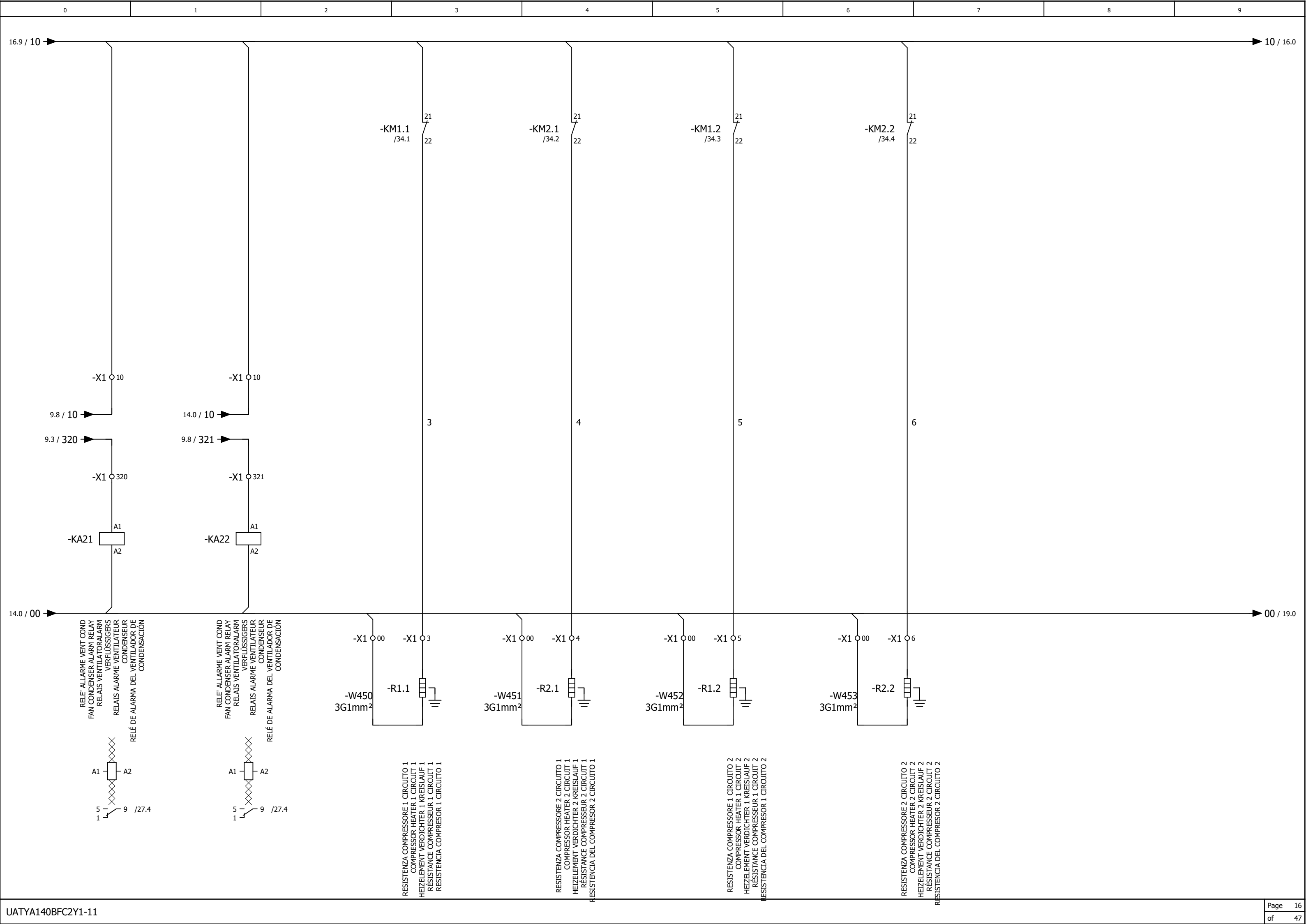


SENSORE CO2 E QUALITA' ARIA  
 CO2 SENSOR AND AIR QUALITY  
 KANAL-LUFTQUALITÄTS UND CO2 FUHLER  
 SONDÉ DE QUALITÉ D'AIR ET DE CO2  
 SENSOR DE CO2 Y CALIDAD DEL AIRE

CONTROLLO SERRANDE  
 CONTROL AIR DAMPER SECTION  
 KLAPPENSTEUERUNG  
 CONTROL CLAPET  
 CONTROL DE PERSIANAS


SENSORE PORTATA ARIA  
 DIFFERENTIAL PRESSURE TRANSMITTER  
 SENSOR-KAPAZITÄT LUFT  
 AIR DE CAPACITÉ DE SONDE  
 SENSOR DE FLUJO DE AIRE

QUADRO ELETRICO OPZIONALE  
 OPTIONAL ELECTRICAL PANEL  
 OPTIONALES ELEKTRISCHES PANEL  
 PANNEAU ÉLECTRIQUE EN OPTION  
 QUADRO ELETRICO OPCIONAL



19.9 / 10

10 / 19.0

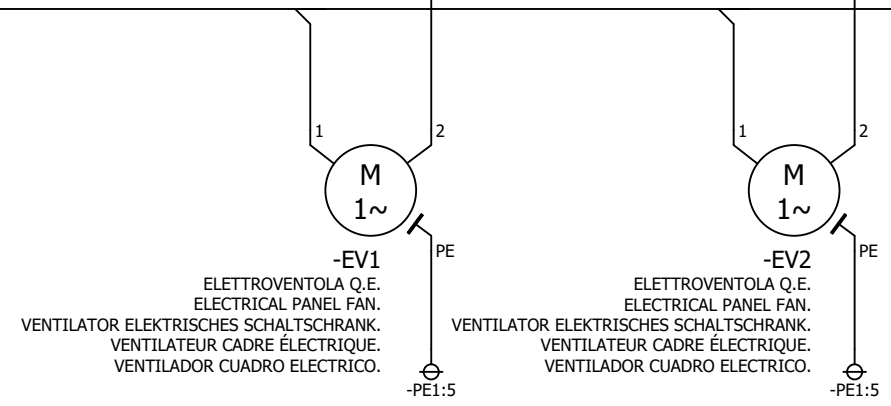
-ST1 

SENSORE TEMPERATURA  
 TEMPERATURE PROBE  
 TEMPERATURFUEHLER  
 CAPTEUR TEMPERATURE  
 SENSOR TEMPERATURA

0010

16.9 / 00

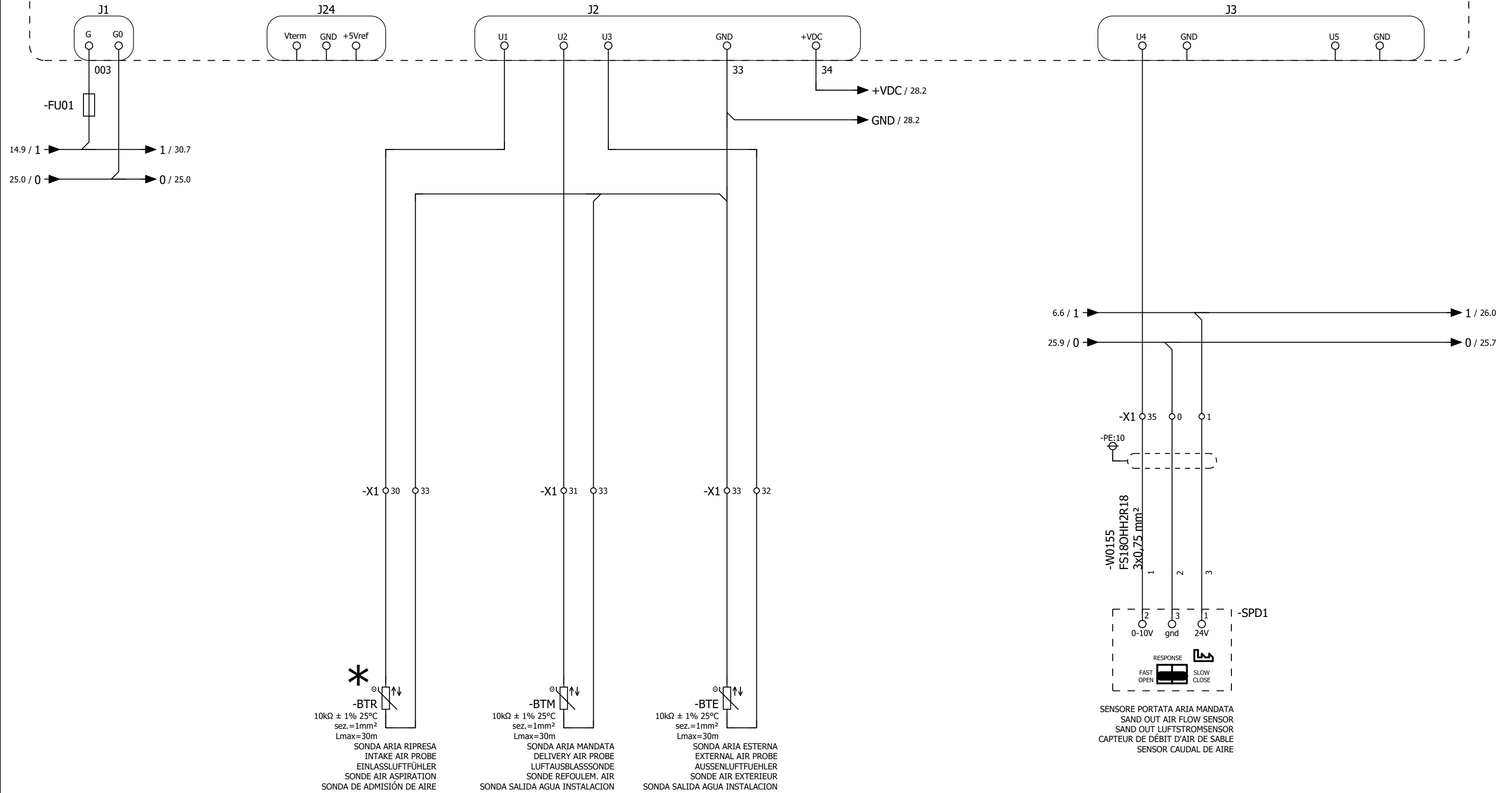
00 /



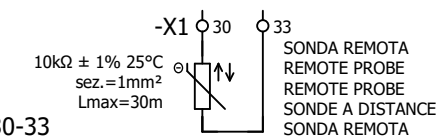
c. pco

SCHEDA CONTROLLO  
CONTROL BOARD  
KONTROLLKARTE  
CARTE CONTROLLE  
TABLA DE CONTROL

-A2



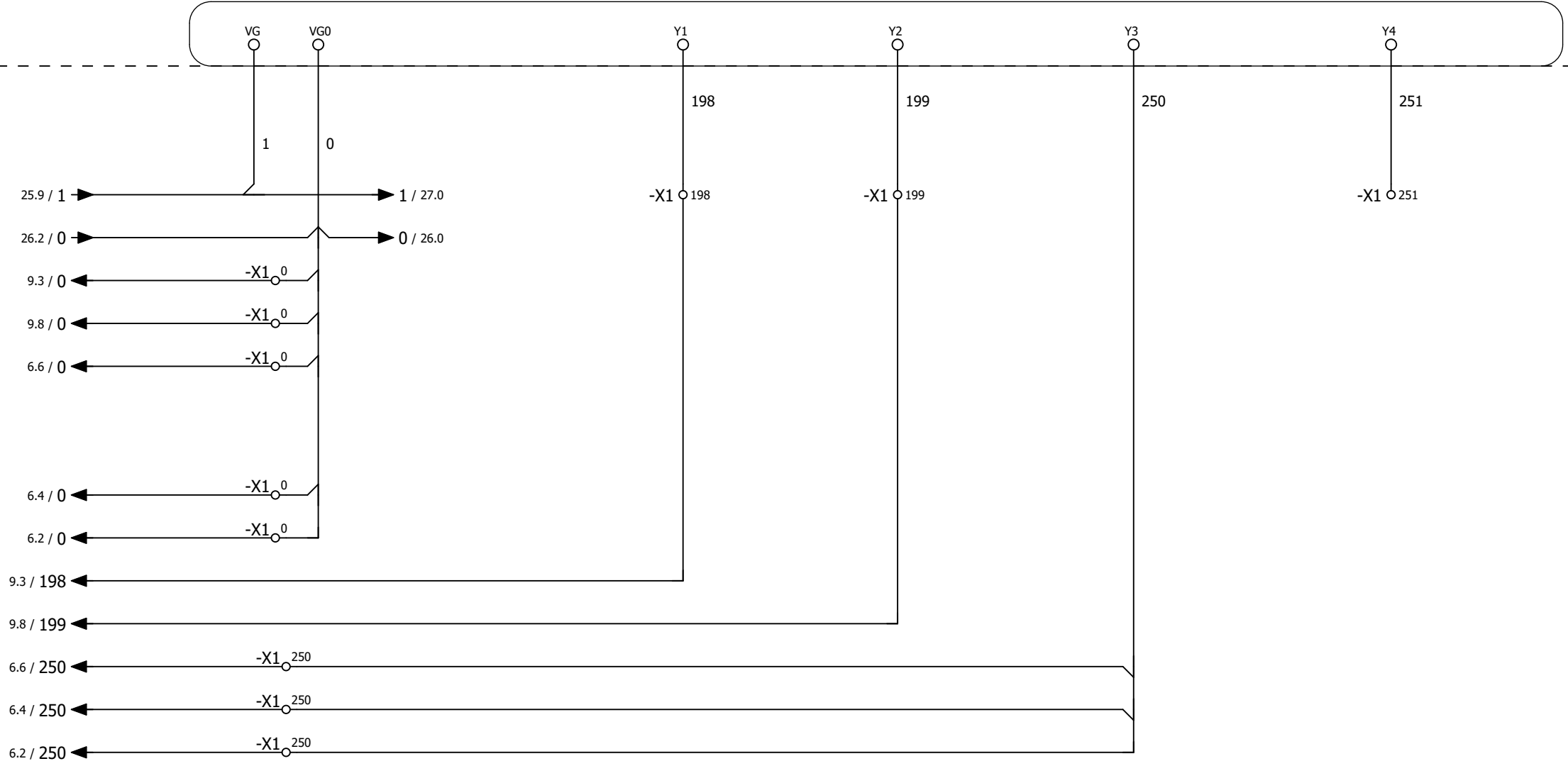
**\*** CON SONDA REMOTA (OPZIONALE E NON FORNITA) SCOLLEGARE SONDA TEMPERATURA ARIA RIPRESA "BTR" E COLLEGARE LA SONDA REMOTA AI TERMINALI 30-33  
WITH REMOTE PROBE (OPTIONAL AND NOT SUPPLIED) DISCONNECT "BTR" RECIRCULATION AIR TEMPERATURE PROBE AND CONNECT REMOTE PROBE TO THE TERMINALS 30-33  
MIT REMOTE PROBE (OPTIONAL UND NICHT LIEFERBAR) TRENNEN SIE DEN "BTR" TEMPERATURFUEHLER AB UND VERBINDEN SIE DEN REMOTE PROBE AN DEN KLEMMEN 30-33  
AVEC SONDE A DISTANCE (OPTIONNELLE ET NON FOURNIE) DÉBRANCHER LA SONDE DE TEMPERATURE D'AIR "BTR" ET RACCORDER LA SONDE A DISTANCE AUX BORNES 30-33  
CON SONDA REMOTA (OPCIONAL Y NO SUMINISTRADA) DESCONECTE LA SONDA DE TEMPERATURA DE AIRE DE ENTRADA "BTR" Y CONECTE LA SONDA REMOTA A LOS TERMINALES 30-33



-A2

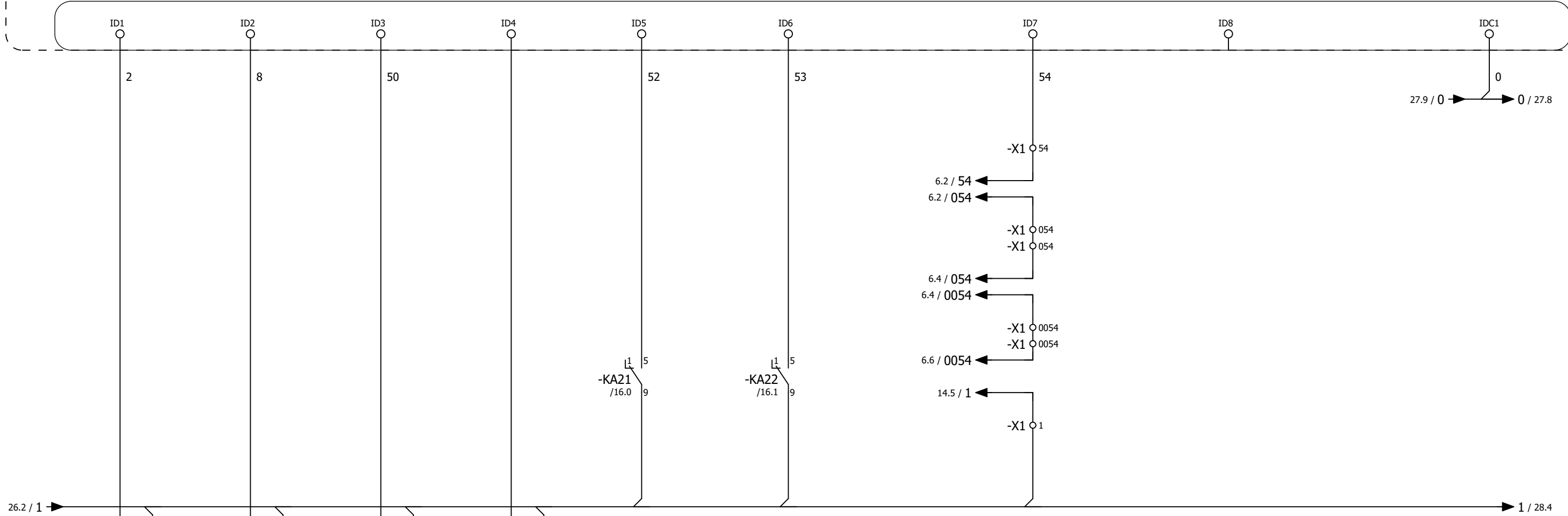
# c. pco

J4

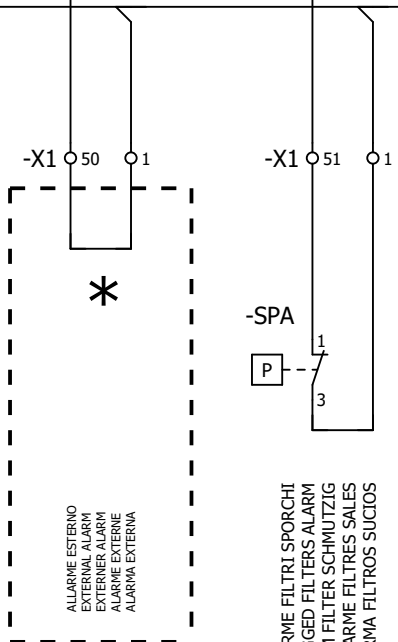
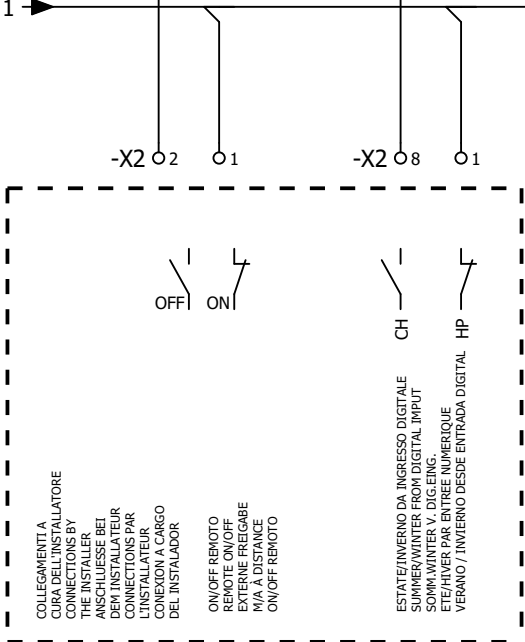


c. pco

J5



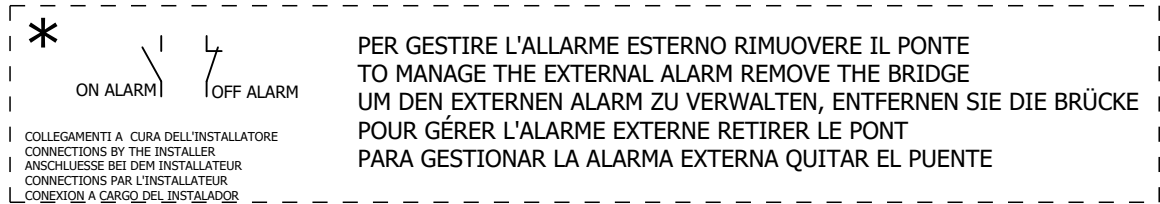
26.2 / 1 → 1 / 28.4




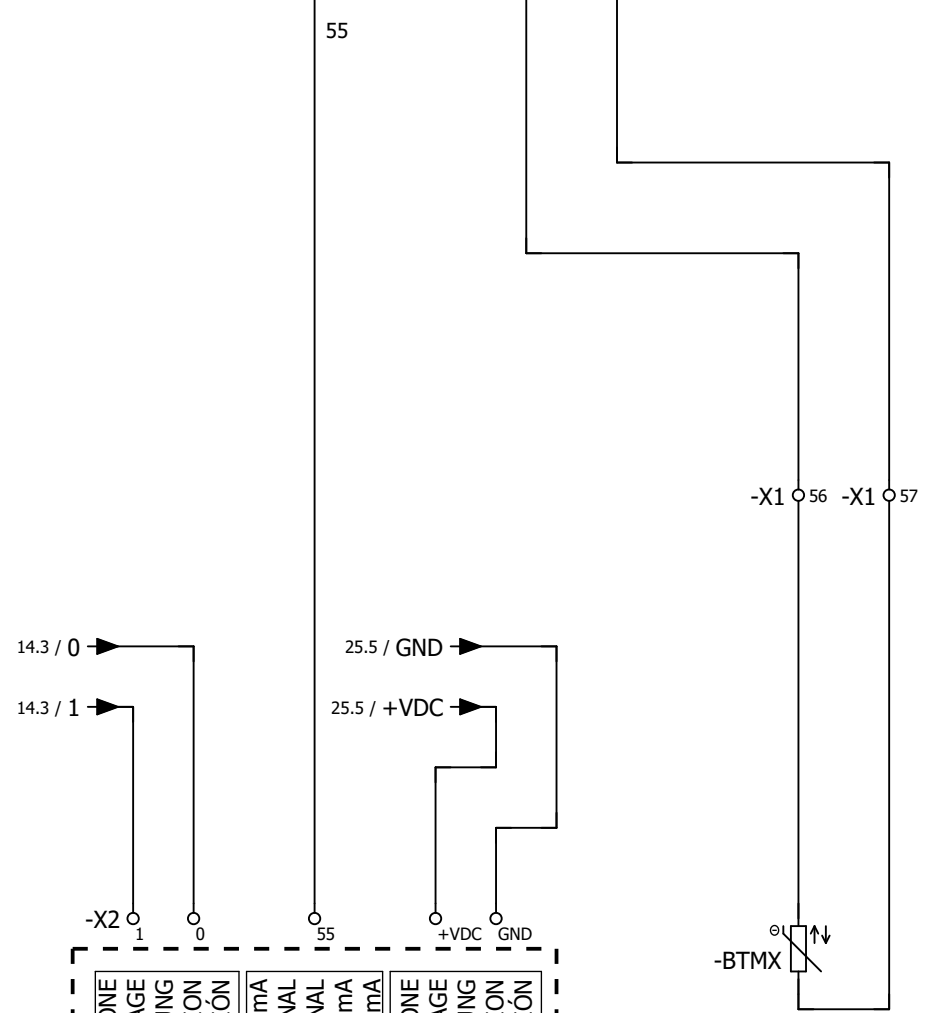
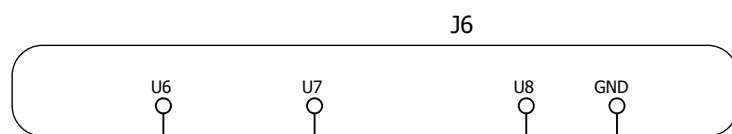
ALLARME VENTILATORE  
CONDENSANTE  
COND. FAN ALARM  
ALARMI VERFLÜSSIGERVERENTILATOR  
ALERT COND. VENTILATEUR  
ALARMA DEL VENTILADOR DE  
CONDENSACIÓN

ALLARME VENTILATORE  
CONDENSANTE  
COND. FAN ALARM  
ALARMI VERFLÜSSIGERVERENTILATOR  
ALERT COND. VENTILATEUR  
ALARMA DEL VENTILADOR DE  
CONDENSACIÓN

TERMICA VENTILATORE MANDATA1  
FAN THERMAL PROT. 1  
VENTILATOREN SCHUTZSCH. 1  
THERMIQUE VENTILATEUR DE  
REFOULEMENT 1  
ENTREGA VENTILADOR TERMICO 1



c. pco



ALIMENTAZIONE SUPPLY VOLTAGE SPANNUNG ALIMENTATION	SEGNALE 4-20mA 4-20mA SIGNAL 4-20mA STEUER SIGNAL SIGNAL 4-20mA SEÑAL 4-20mA	ALIMENTAZIONE SUPPLY VOLTAGE SPANNUNG ALIMENTATION
+24VAC 500mA MAX		+24VDC 150mA MAX

Lmax=100m  
sez. = 0,5mm<sup>2</sup>

SONDA QUALITA' ARIA  
AIR QUALITY PROBE  
LUFTQUALITÄTS-SONDE  
SONDE DE QUALITÉ DE L'AIR  
SONDA DE CALIDAD DE AIRE

A CURA DELL'INSTALLATORE  
BY INSTALLER  
BRUSEITIG VOM ELEKTROINSTALLATEUR  
PAR L'INSTALLATEUR  
POR EL INSTALADOR

SONDA ARIA MISCELA  
MIX AIR PROBE  
MIX AIR PROBE  
SONDE AIR MIX  
SONDA DE AIRE DE MEZCLA

c. pco

J8

J19

IDC13

ID13

ID13H

ID14

ID14H

IDC15

ID15

ID15H

ID16

ID16H

29.0 / 00 → 00 / 29.0

29.6 / 0 → 0 / 29.5

64 / 34.0

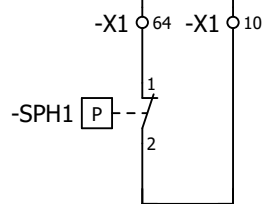
65 / 34.3

29.4 / 10

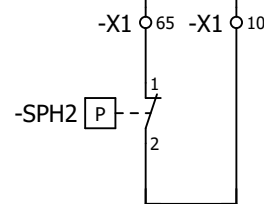
10 / 29.0

28.8 / 1

1 / 30.0



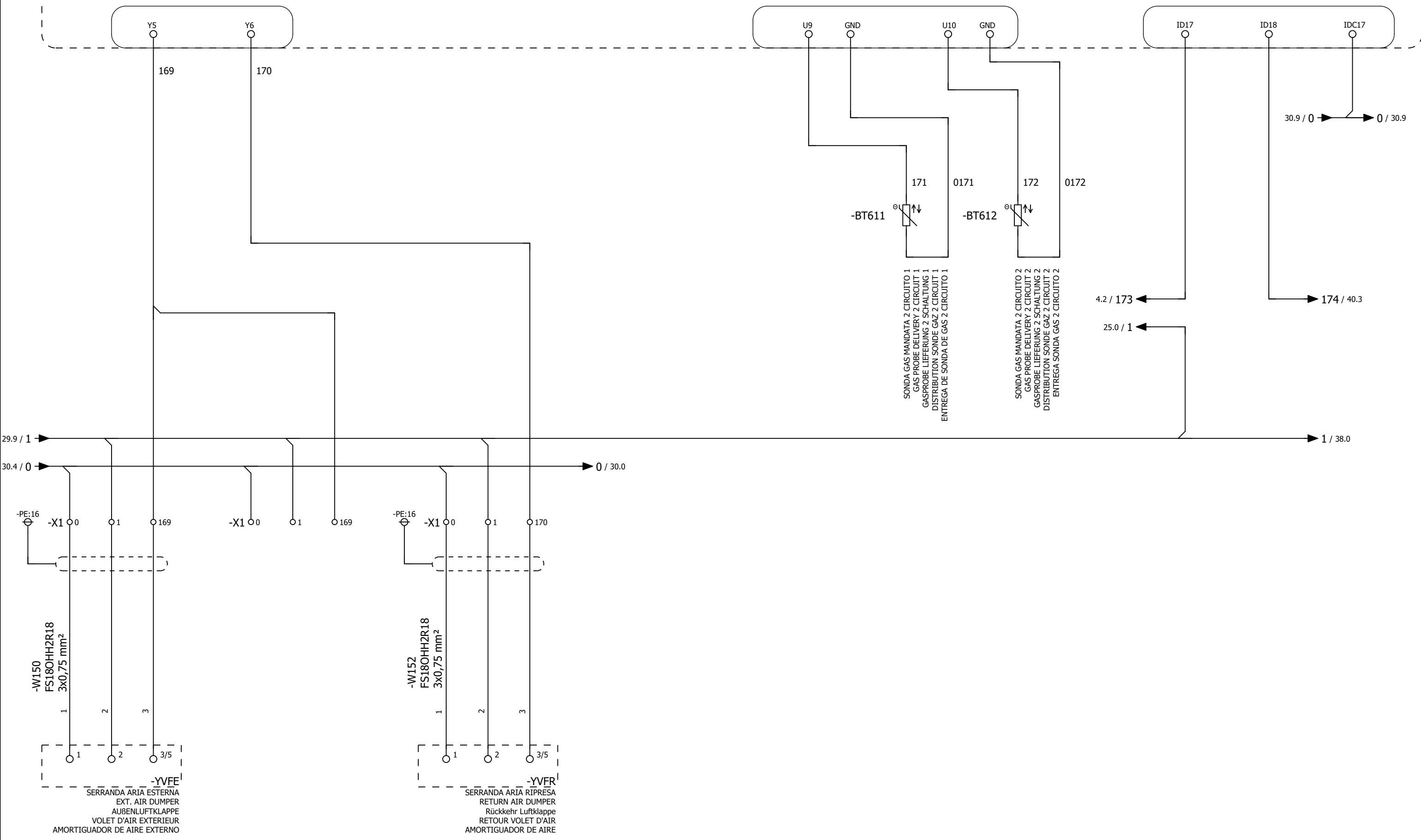
PRESSOSTATO ALTA 1  
HIGH PRESSURE SWITCH 1  
HD-DRUCKSCHALTER 1  
PRESSOSTAT HP 1  
INTERRUPTOR DE ALTA PRESION 1



PRESSOSTATO ALTA 2  
HIGH PRESSURE SWITCH 2  
HD-DRUCKSCHALTER 2  
PRESSOSTAT HP 2  
INTERRUPTOR DE ALTA PRESION 2

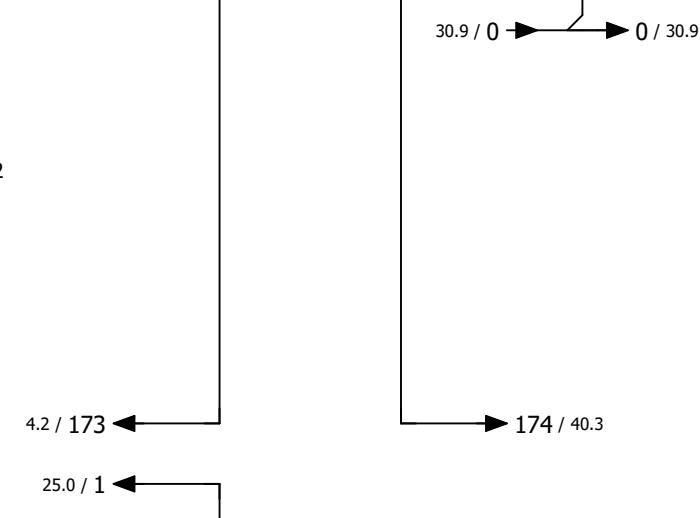
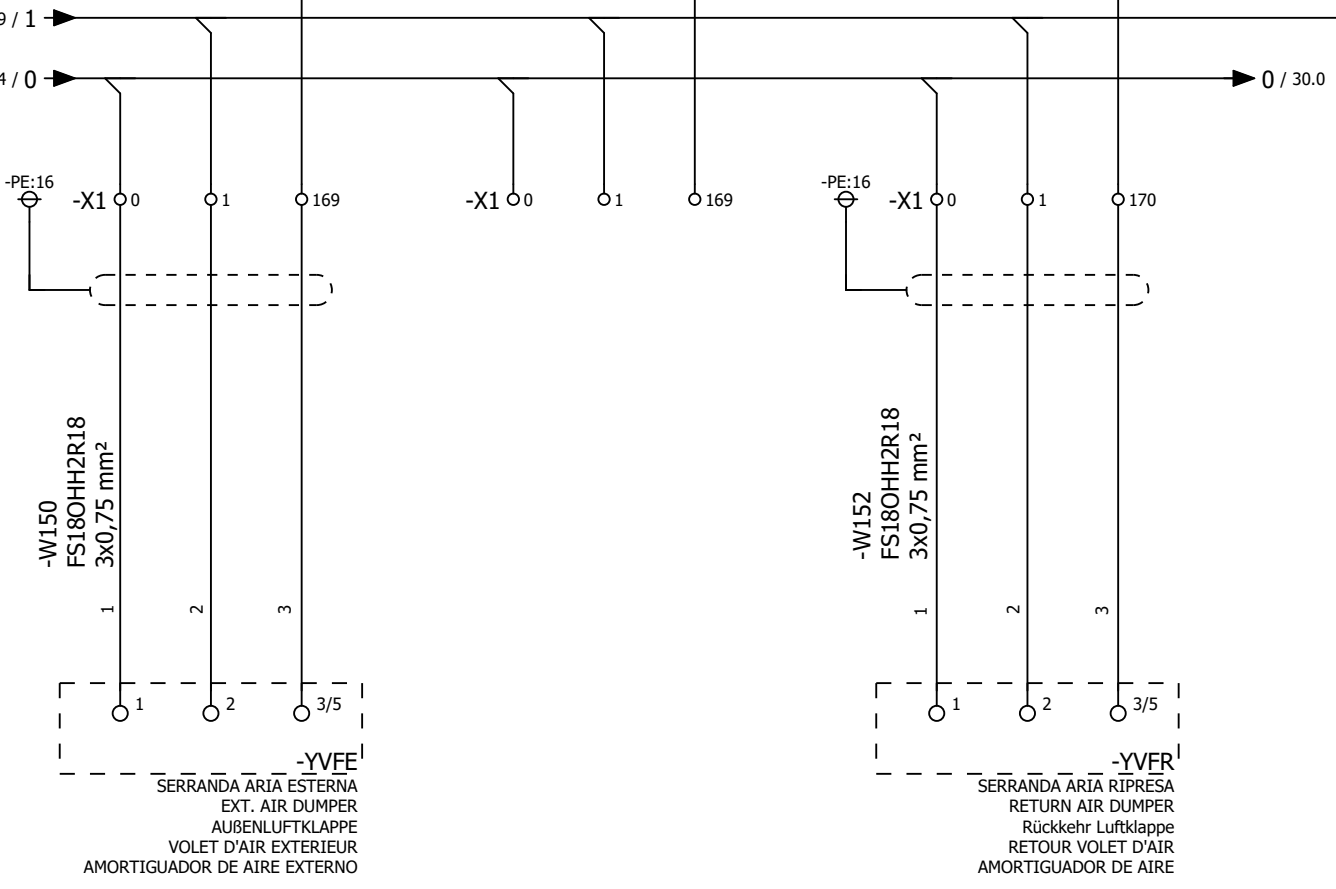
c. pco

J20

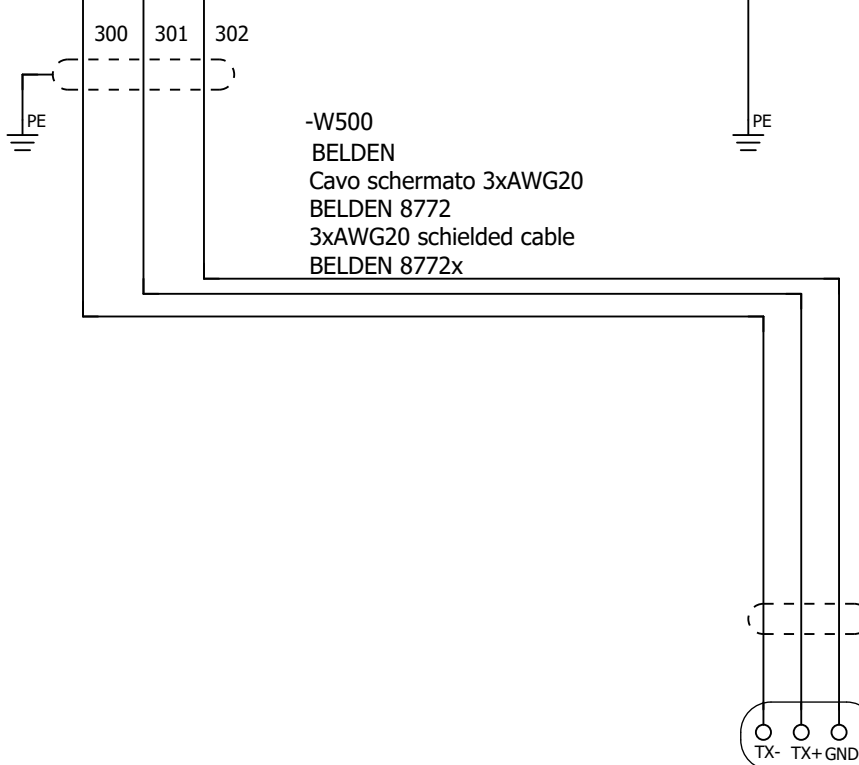
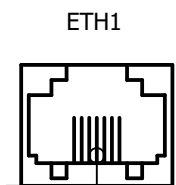
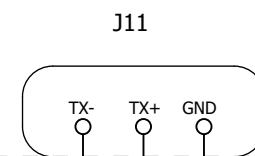
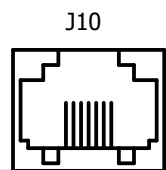


SONDA GAS MANDATA 2 CIRCUITO 1  
GAS PROBE DELIVERY 2 CIRCUIT 1  
GASPROBE LIEFERUNG 2 SCHALTUNG 1  
DISTRIBUTION SONDE GAZ 2 CIRCUIT 1  
ENTREGA DE SONDA DE GAS 2 CIRCUITO 1

SONDA GAS MANDATA 2 CIRCUITO 2  
GAS PROBE DELIVERY 2 CIRCUIT 2  
GASPROBE LIEFERUNG 2 SCHALTUNG 2  
DISTRIBUTION SONDE GAZ 2 CIRCUIT 2  
ENTREGA SONDA GAS 2 CIRCUITO 2

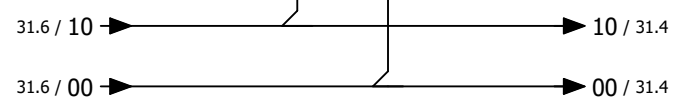
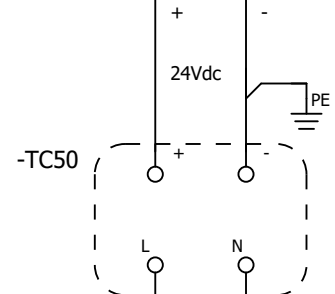
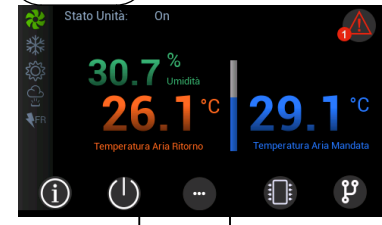


c. pco



\* \*  
-W500  
BELDEN  
Cavo schermato 3xAWG20  
BELDEN 8772  
3xAWG20 shielded cable  
BELDEN 8772x

-A7  
TERMINALE A BORDO MACCHINA  
UNIT CONTROL TERMINAL  
MASSEINHEIT STEUERANSCHLUSS  
BORNE DE COMMANDE D'UNITÉ  
TERMINAL A BORDO MAQUINA

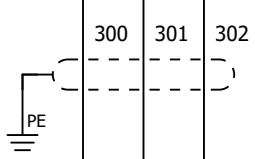
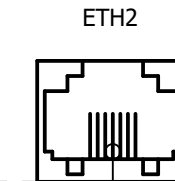
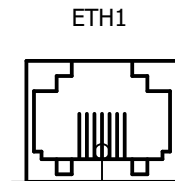
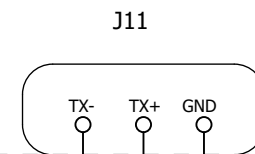
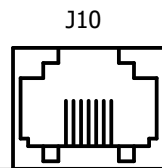


VERSIONE CON UNA PORTA ETHERNET  
VERSION WITH ONE ETHERNET PORT

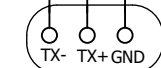

\* \*  
PER SCHEDE CON SINGOLA PORTA ETHERNET (MICA280A)  
LA CONNESSIONE DEL TERMINALE A BORDO MACCHINA  
E' COMPATIBILE CON LE VERSIONI DEL SOFTWARE HMI ≥ 16.5.7  
  
FOR CARDS WITH SINGLE ETHERNET PORT (MICA280A)  
THE CONNECTION OF THE TERMINAL ON THE MACHINE  
IT IS COMPATIBLE WITH HMI SOFTWARE VERSIONS ≥ 16.5.7

- \* CONNESSIONI DISPONIBILI  
AVAILABLE CONNECTIONS
- DATALINK LOCAL NETWORK MANAGEMENT
  - ETHERNET MODBUS HTTP
  - SNMP PROTOCOL
  - BACnet TCP-IP
  - TERMINALE REMOTO  
REMOTE TERMINAL

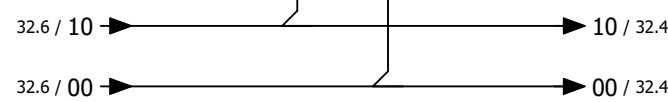
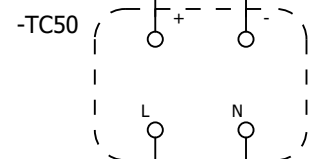
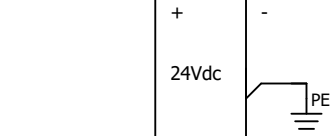
c. pco



-W500  
BELDEN  
Cavo schermato 3xAWG20  
BELDEN 8772  
3xAWG20 shielded cable  
BELDEN 8772x



-A7  
TERMINALE A BORDO MACCHINA  
UNIT CONTROL TERMINAL  
MASSEINHEIT STEUERANSCHLUSS  
BORNE DE COMMANDE D'UNITÉ  
TERMINAL A BORDO MAQUINA



VERSIONE CON DOPPIA PORTA ETHERNET  
VERSION WITH TWO ETHERNET PORTS

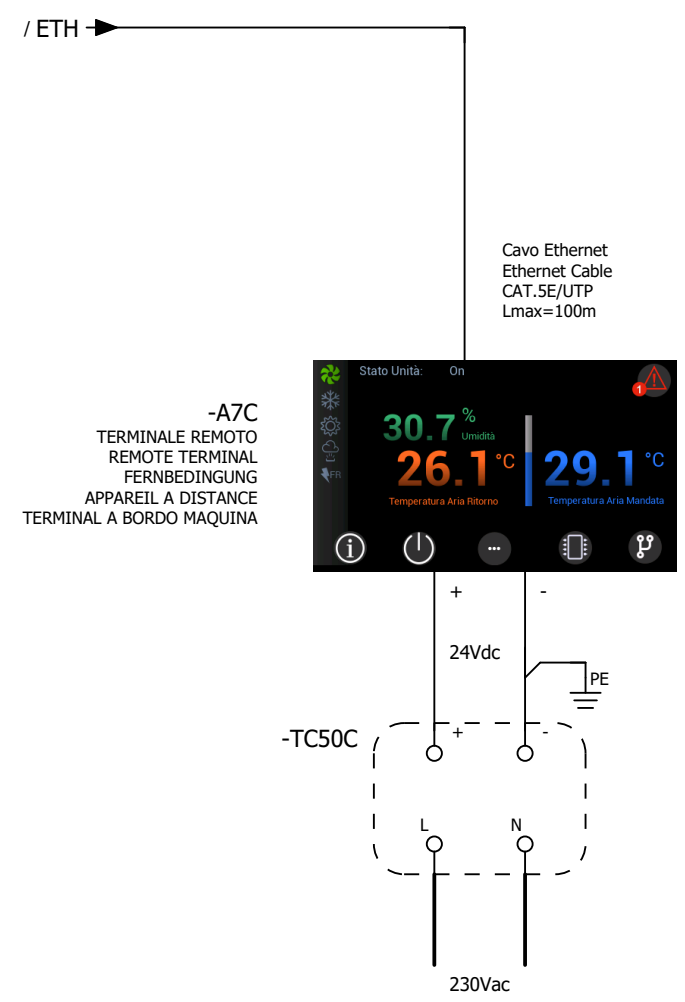
\* \*  
PER SCHEDE CON DOPPIA PORTA ETHERNET (MICA224A)  
LA CONNESSIONE DEL TERMINALE A BORDO MACCHINA  
E' COMPATIBILE CON TUTTE LE VERSIONI DEL SOFTWARE HMI.  
  
FOR BOARDS WITH DOUBLE ETHERNET PORT (MICA224A)  
THE CONNECTION OF THE TERMINAL ON THE MACHINE  
IS COMPATIBLE WITH ALL THE HMI SOFTWARE VERSIONS.

\*  
CONNESSIONI DISPONIBILI  
AVAILABLE CONNECTIONS  
  
DATALINK LOCAL NETWORK MANAGEMENT  
ETHERNET MODBUS HTTP  
SNMP PROTOCOL  
BACnet TCP-IP  
TERMINALE REMOTO  
REMOTE TERMINAL

TERMINALE UTENTE REMOTATO  
 REMOTE TERMINAL  
 FERNBEDIENUNG  
 COMANDE A DISTANCE  
 TERMINAL DE USUARIO REMOTO

ESEMPIO DI COLLEGAMENTO  
 EXAMPLE OF CONNECTION  
 BEISPIEL FÜR DEN ANSCHLUSS  
 EXEMPLE DE CONNEXION  
 EJEMPLO DE CONEXIÓN

COLLEGAMENTI A CURA DEL CLIENTE  
 BY THE CUSTOMER CONNECTIONS  
 DURCH DEN KUNDEN CONNECTIONS  
 PAR DES CONNEXIONS CLIENT  
 CONEXION A CARGO DEL INSTALADOR

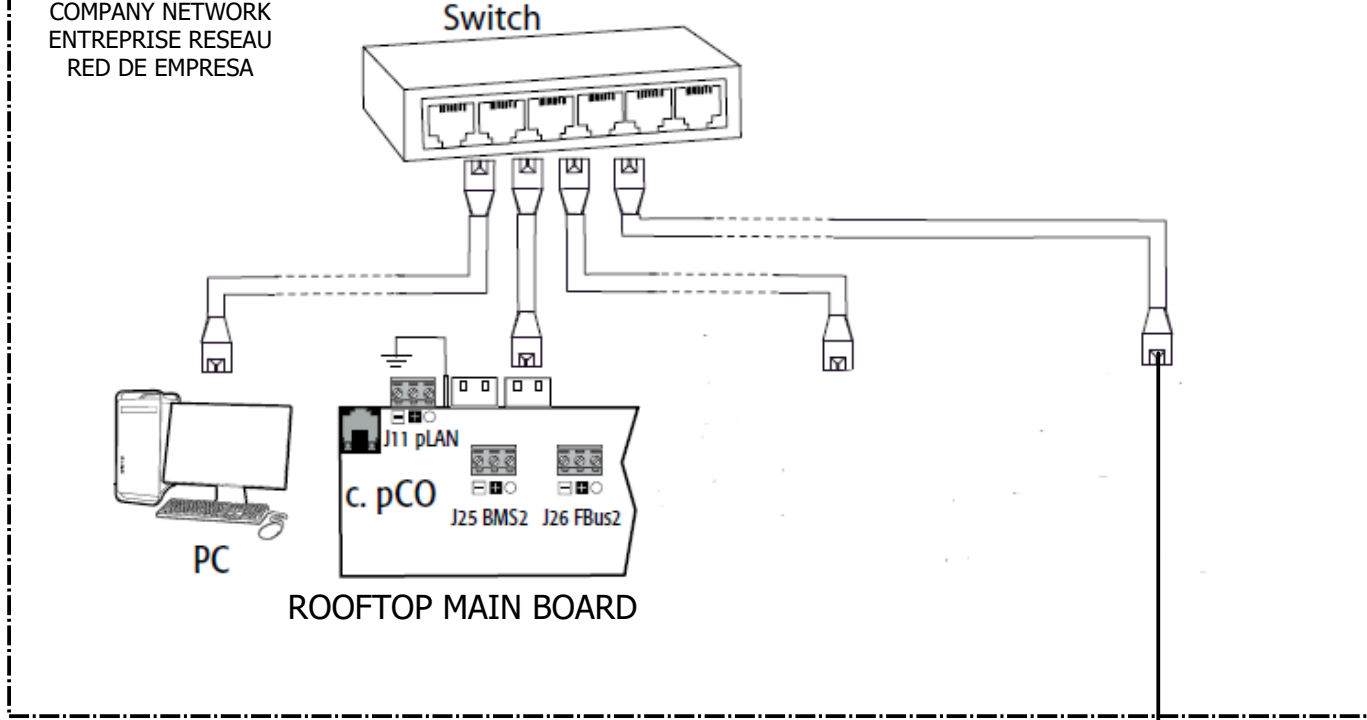


LINEA PROTETTA A CURA DEL CLIENTE  
 LINE PROTECTION BY CUSTOMER  
 BAUSEITS ABGESICHERTE ZULEITUNG  
 LIGNE PROTEGEE PAR LE CLIENT  
 CONEXION A CARGO DEL INSTALADOR

TERMINALE UTENTE REMOTATO  
 REMOTE TERMINAL  
 FERNBEDIENUNG  
 COMANDE A DISTANCE  
 TERMINAL DE USUARIO REMOTO

ESEMPIO DI COLLEGAMENTO  
 EXAMPLE OF CONNECTION  
 BEISPIEL FÜR DEN ANSCHLUSS  
 EXEMPLE DE CONNEXION  
 EJEMPLO DE CONEXIÓN

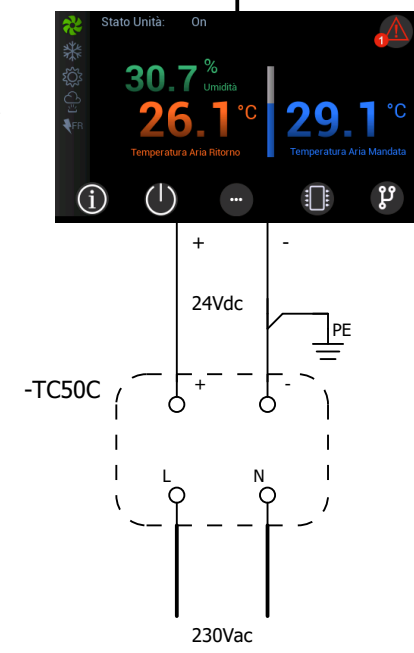
RETE AZIENDALE  
 COMPANY NETWORK  
 COMPANY NETWORK  
 ENTREPRISE RESEAU  
 RED DE EMPRESA



COLLEGAMENTI A CURA DEL CLIENTE  
 BY THE CUSTOMER CONNECTIONS  
 DURCH DEN KUNDEN CONNECTIONS  
 PAR DES CONNEXIONS CLIENT  
 CONEXION A CARGO DEL INSTALADOR

Cavo Ethernet  
 Ethernet Cable  
 CAT.5E/UTP  
 Lmax=100m

-A7C  
 TERMINALE REMOTO  
 REMOTE TERMINAL  
 FERNBEDIENUNG  
 APPAREIL A DISTANCE  
 TERMINAL A BORDO MAQUINA



LINEA PROTETTA A CURA DEL CLIENTE  
 LINE PROTECTION BY CUSTOMER  
 BAUSEITS ABGESICHERTE ZULEITUNG  
 LIGNE PROTEGEE PAR LE CLIENT  
 CONEXION A CARGO DEL INSTALADOR

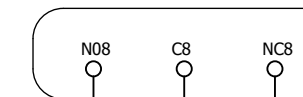
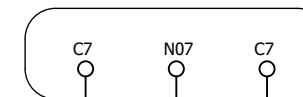
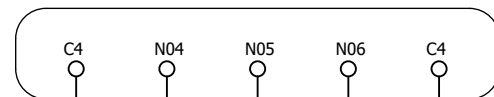
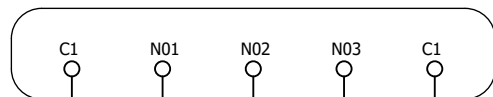
**c. pco**

J12

J13

J14

J15



29.2 / 64

29.4 / 65

34.5 / 00

00 / 34.0



TELERUTTORE COMPRESSORE 1 CIRCUITO 1  
COMPRESSOR CONTACTOR 1 CIRCUIT 1  
VERDICHTERSCHÜTZ 1 KREISLAUF 1  
TÉLÉRUPTEUR COMPRESSEUR 1 CIRCUIT 1  
CONTACTOR DEL COMPRESOR 1 CIRCUITO 1

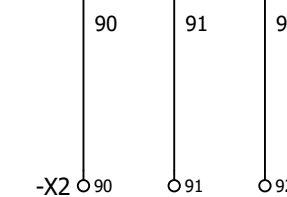
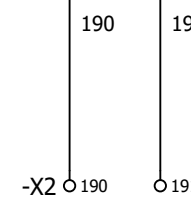
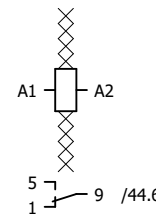
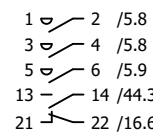
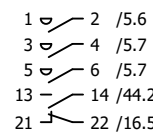
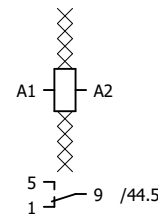
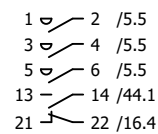
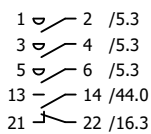
TELERUTTORE COMPRESSORE 2 CIRCUITO 1  
COMPRESSOR CONTACTOR 2 CIRCUIT 1  
VERDICHTERSCHÜTZ 2 KREISLAUF 1  
TÉLÉRUPTEUR COMPRESSEUR 2 CIRCUIT 1  
CONTACTOR DEL COMPRESOR 2 CIRCUITO 1

RELE' VENTILATORE CONDENSANTE 1  
RELAY KONDENSIEREND FAN 1  
RELAIS CONDENSING FAN 1  
RELE VENTILADOR DE CONDENSACION 1

TELERUTTORE COMPRESSORE 1 CIRCUITO 2  
COMPRESSOR CONTACTOR 1 CIRCUIT 2  
VERDICHTERSCHÜTZ 1 KREISLAUF 2  
TÉLÉRUPTEUR COMPRESSEUR 1 CIRCUIT 2  
CONTACTOR DEL COMPRESOR 1 CIRCUITO 2

TELERUTTORE COMPRESSORE 2 CIRCUITO 2  
COMPRESSOR CONTACTOR 2 CIRCUIT 2  
VERDICHTERSCHÜTZ 2 KREISLAUF 2  
TÉLÉRUPTEUR COMPRESSEUR 2 CIRCUIT 2  
CONTACTOR DEL COMPRESOR 2 CIRCUITO 2

RELE' VENTILATORE CONDENSANTE 2  
RELAY KONDENSIEREND FAN 2  
RELAIS CONDENSING FAN 2  
RELE VENTILADOR DE CONDENSACION 2

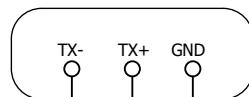


ALLARME LIEVE  
GENERAL WARNING  
ALLGEMEINES WARNTING  
AVERTISSEMENT GENERAL  
ALARMA LEVE

ALLARME GRAVE  
GENERAL ALARM  
ALLGEMEINE WARNUNG  
ALARME GÉNÉRALE  
ALARMA GRAVE

**c. pco**

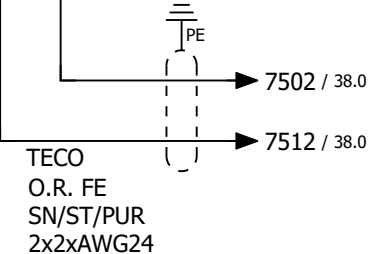
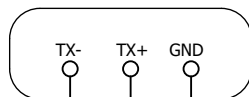
J25 BMS2



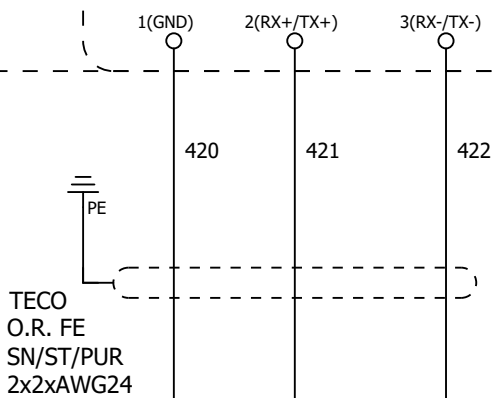
-X1 747 748 749

RS-485 Slave  
 Lunghezza massima collegamenti: 1000 m  
 utilizzare un cavo a coppie ritorte  
 RS-485 Slave  
 Maximum connection length: 1000 m  
 Use a twisted pair cable

J26 FBus2

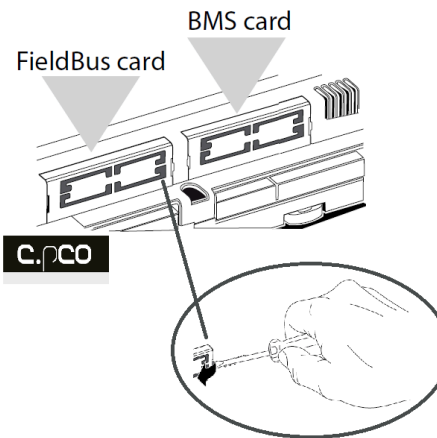


-A50  
 FieldBus Card



420 421 422

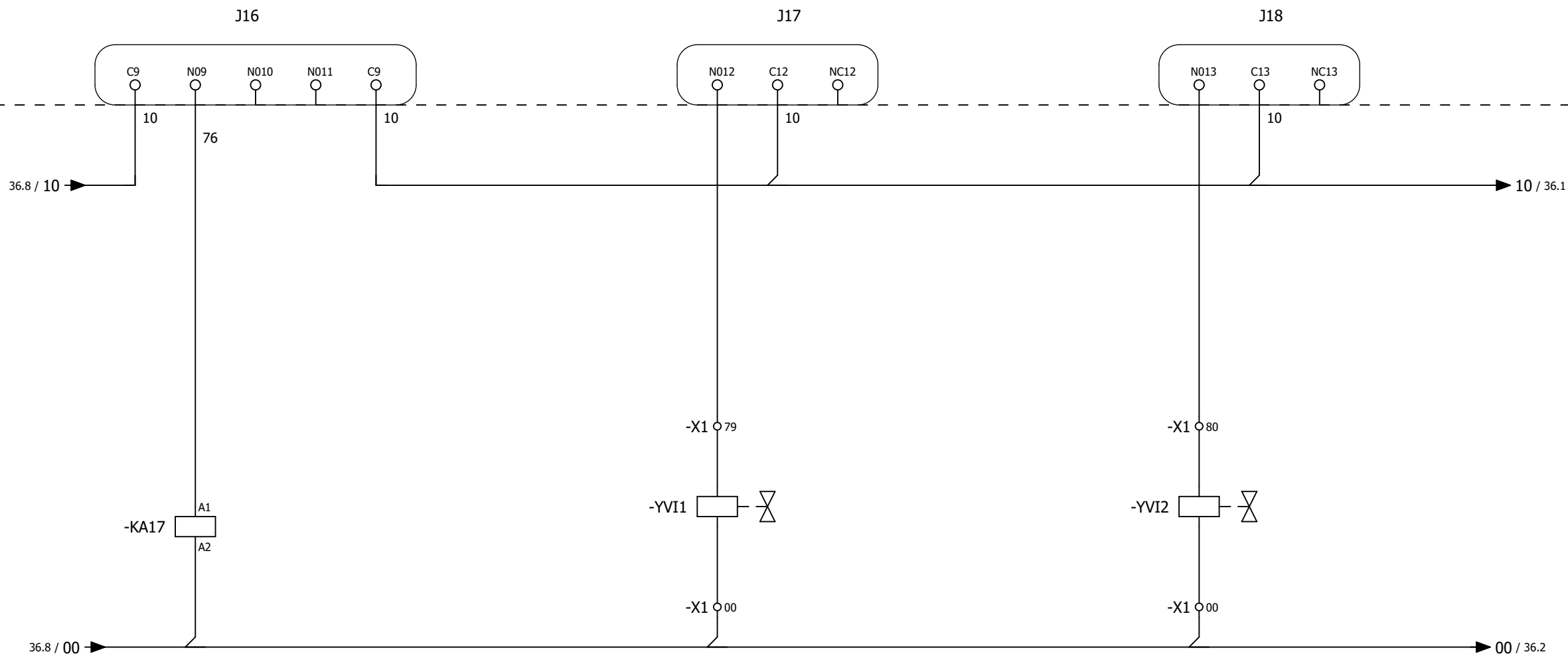
COLLEGAMENTO SERIALE AL Q.E. ACCESSORIO  
 SERIAL CONNECTION TO OPTIONAL ELECTRICAL PANEL  
 SERIELLE ANSCHLÜSSE AN DIE OPTIONALE ELEKTRISCHE VERKLEIDUNG  
 CONNEXION SÉRIE AU PANNEAU ÉLECTRIQUE OPTIONNEL  
 CONEXIÓN SERIAL A Q.E. ACCESORIO



**OPTIONAL  
 OPTIONAL  
 BELIEBIG  
 FACULTATIF  
 OPCIONAL**

INSTALLARE LA SCHEDA SERIALE SULLA SCHEDA cPCO DEL QUADRO DEL ROOFTOP  
 IN CORRISPONDENZA DELL'APPOSITO SLOT  
 INSTALL THE SERIAL CARD ON THE cPCO CARD OF THE ROOFTOP PANEL IN  
 CORRESPONDENCE WITH THE SPECIFIC SLOT  
 INSTALLIEREN SIE DIE SERIENKARTE AUF DER cPCO-KARTE DES DACHFELDES IN  
 Übereinstimmung mit dem entsprechenden Slot  
 INSTALLER LA CARTE SÉRIE SUR LA CARTE cPCO DU PANNEAU DE TOIT EN  
 CORRESPONDANCE AVEC LA FENTE APPROPRIÉE  
 INSTALE LA TARJETA DE SERIE EN LA TARJETA cPCO DEL PANEL DE TECHO EN  
 CORRESPONDENCIA CON LA RANURA APROPIADA

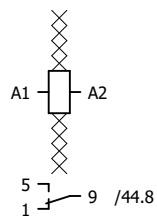
**c. pco**



RELE' ON/OFF VENTIL. MANDATA  
 RELAY ON/OFF DELIVERY FAN(S)  
 Relais EIN/AUS, Lüfter der Ausgabereinheit  
 ON/OFF RELAIS DE VENTILATEUR DE DISTRIBUTION  
 RELÉ ENCENDIDO / APAGADO DEL VENTILADOR DE ENTREGA

ELET VALVOLA INVERSIONE 1  
 4 WAY VALVE 1  
 4-WEGE VENTIL 1  
 EV INVERSION 1  
 ELECT.VALVULA SOLENOIDE2

ELET VALVOLA INVERSIONE 2  
 4 WAY VALVE 2  
 4-WEGE VENTIL 2  
 EV INVERSION 2  
 ELECT.VALVULA SOLENOIDE2

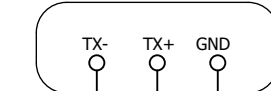
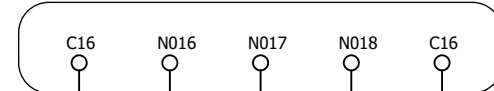



**c. pco**

J21

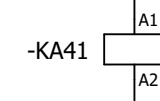
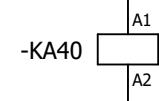
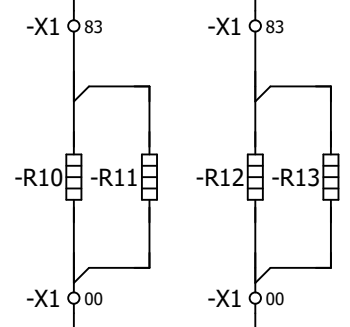
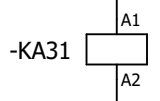
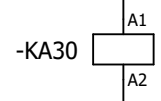
J22

J23 FBus2



37.5 / 10 → 10 / 37.1

40.3 / 00 →



RELE' ON-OFF RESISTENZE  
 RELAY ON-OFF EL. HEATER  
 RELAIS EIN-AUS ELEKTRISCHE HEIZUNG  
 RELAIS ON-OFF CHAUFFAGE ELECTRIQUE  
 RELÉ DE RESISTENCIA ON-OFF

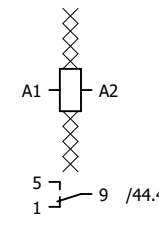
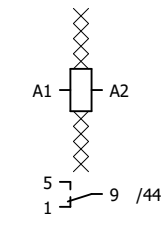
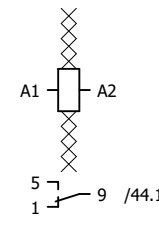
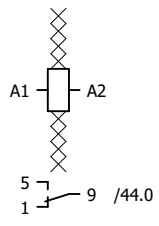
RELE' ON-OFF RESISTENZE  
 RELAY ON-OFF EL. HEATER  
 RELAIS EIN-AUS ELEKTRISCHE HEIZUNG  
 RELAIS ON-OFF CHAUFFAGE ELECTRIQUE  
 RELÉ DE RESISTENCIA ON-OFF

RESIST. ANTIGELO PER VASCHETTA RACCOGLI CONDENSA C.1  
 NO-FROST HEATER FOR CONDENSATE DRAIN PAN C.1  
 NOFROST-HEIZUNG FÜR KONDENSATABLASSWANNE C.1  
 NO-FROST POUR CHAUFFE PAN C. EVACUATION DES COND.1  
 NO-FROST ANTICONGELANTE BANDEJA RECOGEDORA DE CONDENSADO C.1  
 RESISTENCIA ANTICONGELANTE BANDEJA RECOGEDORA DE CONDENSADO C.1

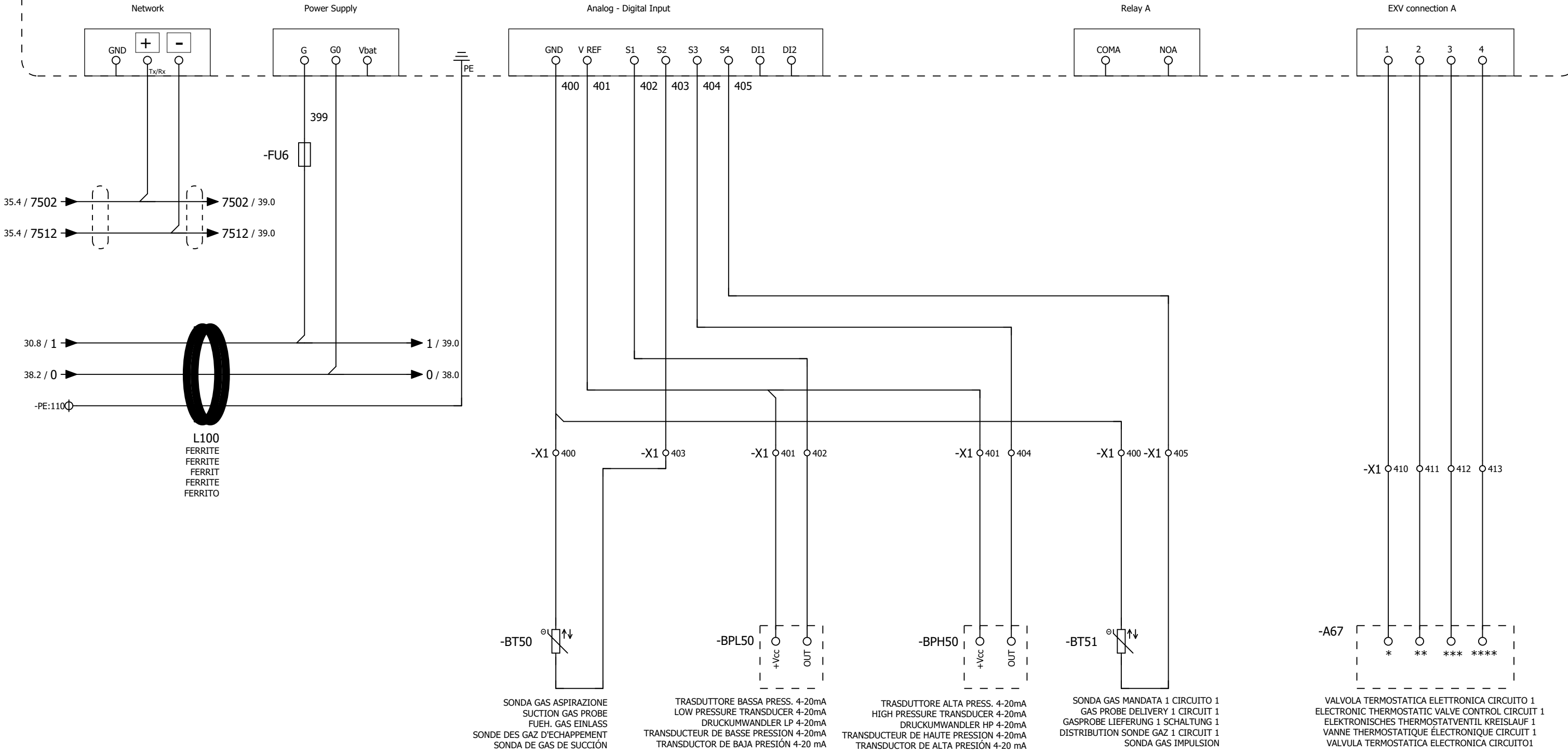
RESIST. ANTIGELO PER VASCHETTA RACCOGLI CONDENSA C.2  
 NO-FROST HEATER FOR CONDENSATE DRAIN PAN C.2  
 NOFROST-HEIZUNG FÜR KONDENSATABLASSWANNE C.2  
 NO-FROST POUR CHAUFFE PAN C. EVACUATION DES COND.2  
 NO-FROST ANTICONGELANTE BANDEJA RECOGEDORA DE CONDENSADO C.2  
 RESISTENCIA ANTICONGELANTE BANDEJA RECOGEDORA DE CONDENSADO C.2

RELE' SERRANDA DI ZONA  
 AREA DAMPER RELAY  
 BEREICH DÄMPFERRELAIS  
 RELAIS D'AMORTISSEUR DE ZONE  
 RELÉ DE OBTURADOR DE ZONA

RELE' ALLARME VENTILAZIONE E GUASTO SENSORE GAS  
 VENTILATION ALARM AND GAS SENSOR FAILURE RELAY  
 BELÜFTUNGSSALARM UND GASSENSOR-AUSFALLRELAIS  
 ALARME DE VENTILATION ET RELAIS DE PANNE DU CAPTEUR DE GAZ  
 FALLO DEL RELÉ DE ALARMA DE VENTILACIÓN Y SENSOR DE GAS



**-A51**  
**CONTROLLO VALVOLA TERMOSTATICA ELETTRONICA**  
**ELECTRONIC THERMOSTATIC VALVE CONTROL**  
**REGELUNG DES ELEKTRONISCH GESTEUERTES THERMOSTATVENTILS**  
**CONTRÔLE DU DÉTENDEUR THERMOSTATIQUE ÉLECTRONIQUE**  
**CONTROL VALVULA TERMOSTATICA ELECTRONICA**



SONDA GAS ASPIRAZIONE  
 SUCTION GAS PROBE  
 FUEH. GAS EINLASS  
 SONDE DES GAZ D'ÉCHAPPEMENT  
 SONDA DE GAS DE SUCCIÓN

TRASDUTTORE BASSA PRESS. 4-20mA  
 LOW PRESSURE TRANSDUCER 4-20mA  
 DRUCKUMWANDLER LP 4-20mA  
 TRANSDUCTEUR DE BASSE PRESSION 4-20mA  
 TRANSDUCTOR DE BAJA PRESIÓN 4-20 mA

TRASDUTTORE ALTA PRESS. 4-20mA  
 HIGH PRESSURE TRANSDUCER 4-20mA  
 DRUCKUMWANDLER HP 4-20mA  
 TRANSDUCTEUR DE HAUTE PRESSION 4-20mA  
 TRANSDUCTOR DE ALTA PRESIÓN 4-20 mA

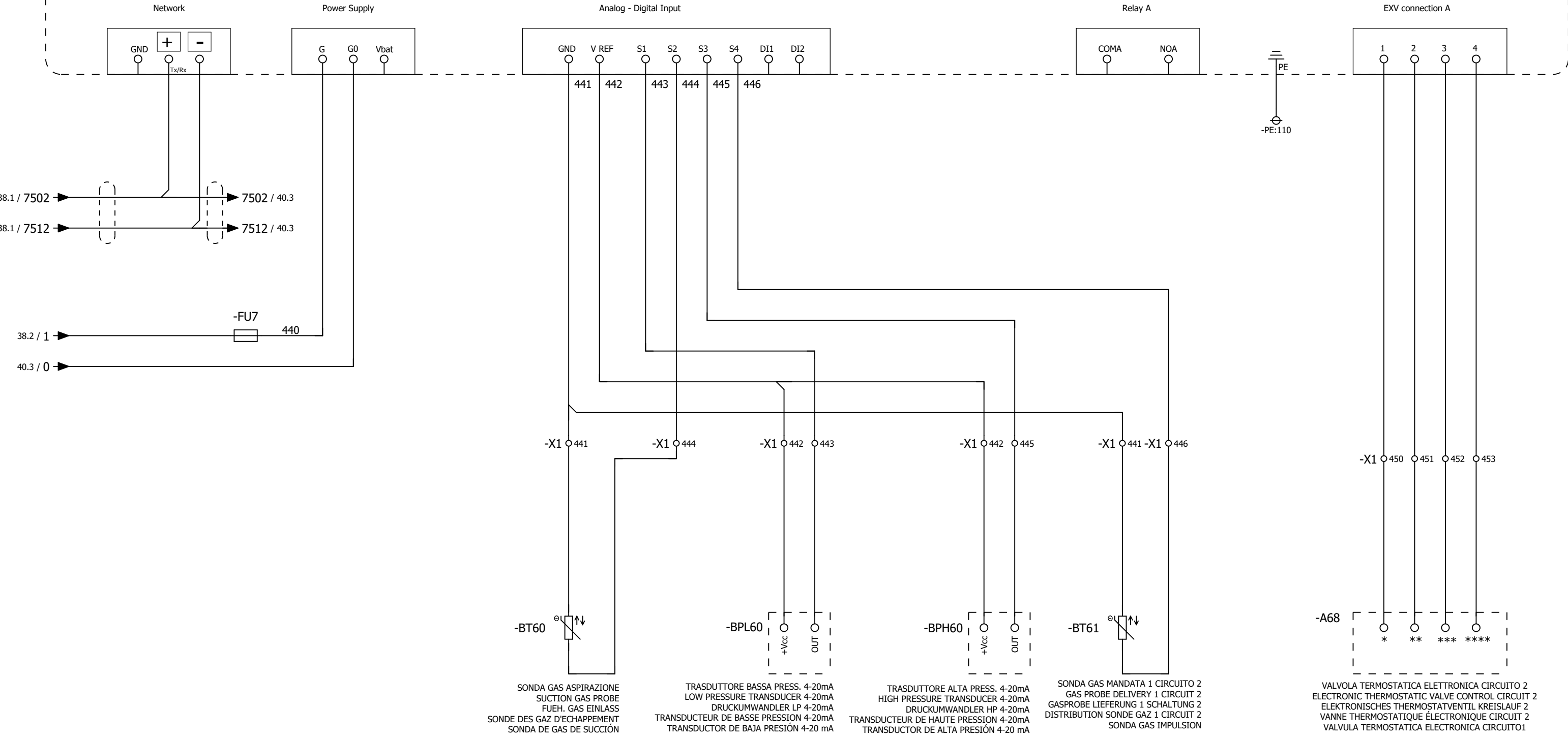
SONDA GAS MANDATA 1 CIRCUITO 1  
 GAS PROBE DELIVERY 1 CIRCUIT 1  
 GASPROBE LIEFERUNG 1 SCHALTUNG 1  
 DISTRIBUTION SONDE GAZ 1 CIRCUIT 1  
 SONDA GAS IMPULSION

VALVOLA TERMOSTATICA ELETTRONICA CIRCUITO 1  
 ELECTRONIC THERMOSTATIC VALVE CONTROL CIRCUIT 1  
 ELEKTRONISCHES THERMOSTATVENTIL KREISLAUF 1  
 VANNE THERMOSTATIQUE ÉLECTRONIQUE CIRCUIT 1  
 VALVULA TERMOSTATICA ELECTRONICA CIRCUITO1

BPL50-BPH50				
+VREF	BLACK	BLUE	BROWN	RED
S1-S3	WHITE	BROWN	WHITE	BLACK

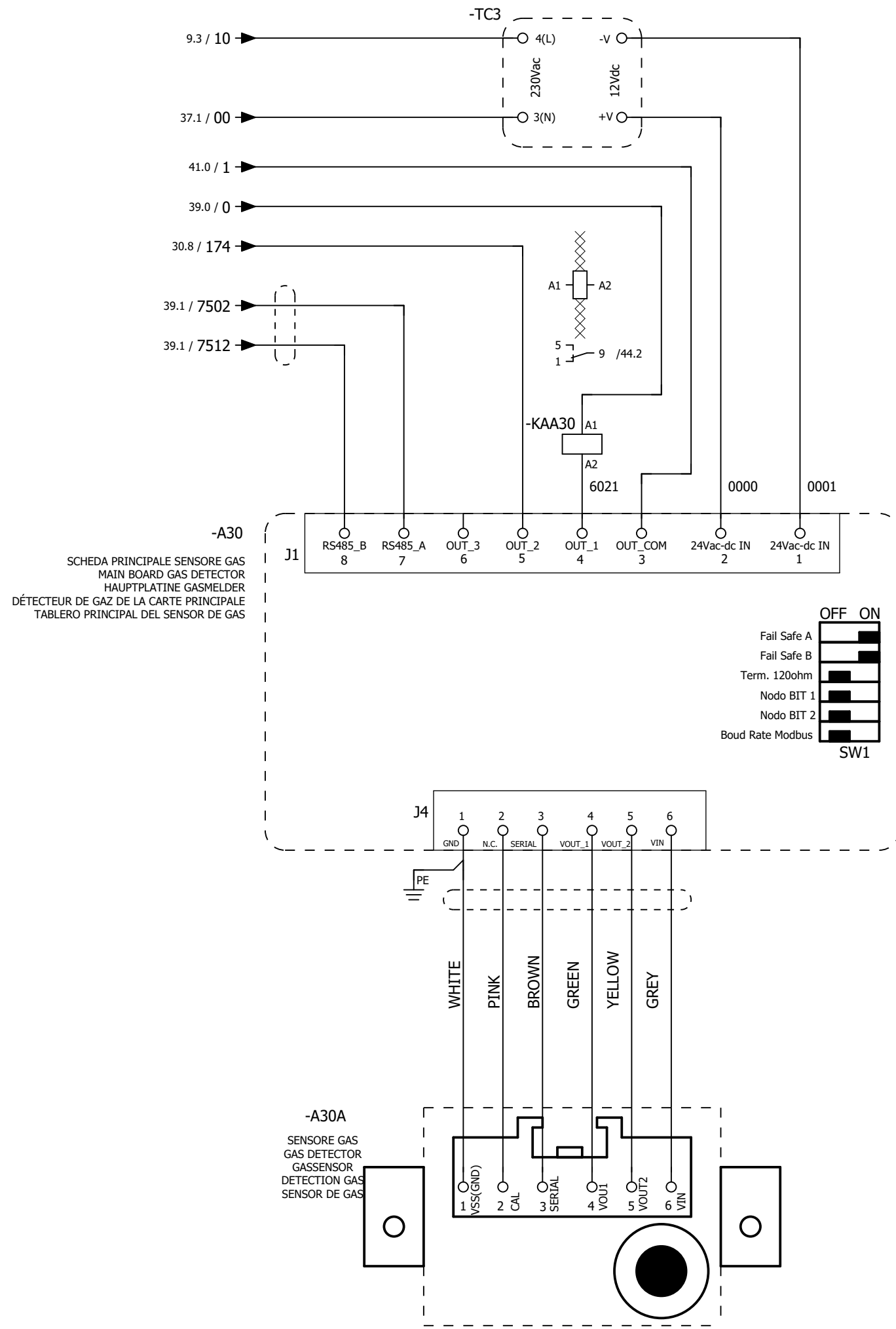
	*	**	***	****	
-A67	SPORLAN CAREL DANFOSS ALCO	GREEN GREEN GREEN BLUE	BLACK YELLOW WHITE WHITE	RED BROWN RED BROWN	WHITE WHITE BLACK BLACK

**-A61**  
 CONTROLLO VALVOLA TERMOSTATICA ELETTRONICA  
 ELECTRONIC THERMOSTATIC VALVE CONTROL  
 REGELUNG DES ELEKTRONISCH GESTEUERTES THERMOSTATVENTILS  
 CONTRÔLE DU DÉTENDEUR THERMOSTATIQUE ÉLECTRONIQUE  
 CONTROL VALVULA TERMOSTATICA ELECTRONICA



BPL60-BPH60				
+VREF	BLACK	BLUE	BROWN	RED
S1-S3	WHITE	BROWN	WHITE	BLACK

		*	**	***	****
-A68	SPORLAN CAREL DANFOSS ALCO	GREEN GREEN GREEN BLUE	BLACK YELLOW WHITE WHITE	RED BROWN RED BROWN	WHITE WHITE BLACK BLACK

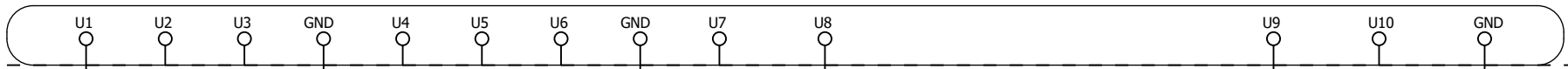
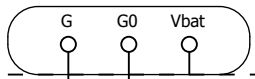


-A250  
/42.0

cPCOE

J1

J2



0400

-FU302

40.3 / 1

14.4 / 0

-X2.1 1

-X2.1 0

ALIMENTAZIONE DAL QUADRO ELETTRICO ROOFTOP  
 POWER SUPPLY FROM ROOFTOP ELECTRICAL PANEL  
 STROMVERSORGUNG AUS DER ROOFTOP-ELEKTRISCHEN VERKLEIDUNG  
 ALIMENTATION ÉLECTRIQUE À PARTIR DU PANNEAU ÉLECTRIQUE ROOFTOP  
 ALIMENTACIÓN DESDE EL CUADRO ELÉCTRICO DEL TECHO

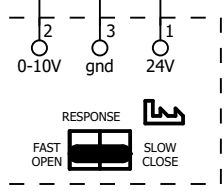
OPTIONAL  
 OPTIONAL  
 BELIEBIG  
 FACULTATIF  
 OPCIONAL

-X2.1 508 0 1

-X2.1 509 -X2.1 503

-PE:10

-W015  
 FS180HH2R18  
 3x1 mm<sup>2</sup>



-SPD3

OPTIONAL  
 OPTIONAL  
 BELIEBIG  
 FACULTATIF  
 OPCIONAL

OPTIONAL  
 OPTIONAL  
 BELIEBIG  
 FACULTATIF  
 OPCIONAL

Ingressi analogici  
 Analogic input  
 Analogic Eingangs  
 Entrée analogique  
 Entradas analógicas  
 ALLARME FUMO/FUOCO  
 Smoke/Fire Alarm  
 Rauch/Feuer Alarm  
 Avertisseur de fumée/incendie  
 ALARMA DE HUMO / INCENDIO

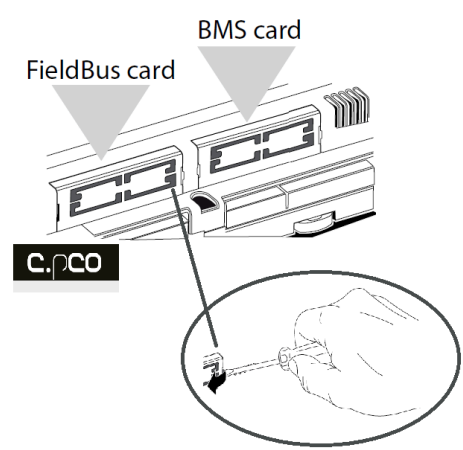
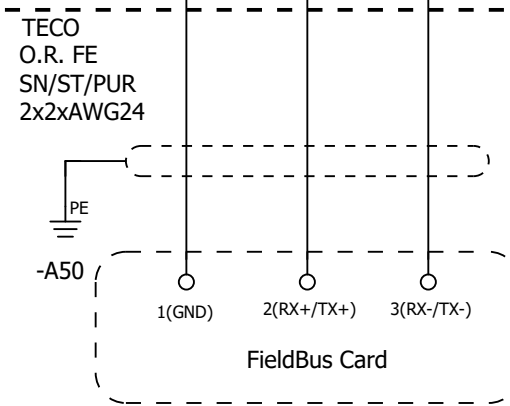
TRASDUTTORE DI PRESSIONE CANALE DI MANDATA  
 DELIVERY CHANNEL PRESSURE TRANSDUCER  
 LIEFERKANAL-DRUCK-TRANSDUCER  
 TRANSDUCTEUR DE PRESSION DE CANAL DE LIVRAISON  
 TRANSDUCTOR DE PRESIÓN DEL CANAL DE ENTREGA



COLLEGAMENTO SERIALE DAL Q.E. ROOFTOP  
 SERIAL CONNECTION FROM ROOFTOP ELECTRICAL PANEL  
 SERIELLE ANSCHLÜSSE VON DER ELEKTRISCHEN VERKLEIDUNG ROOFTOP  
 CONNEXION SÉRIE À PARTIR DU PANNEAU ÉLECTRIQUE  
 CONEXIÓN SERIAL DESDE Q.E. TECHO

-X2.1 513 0513

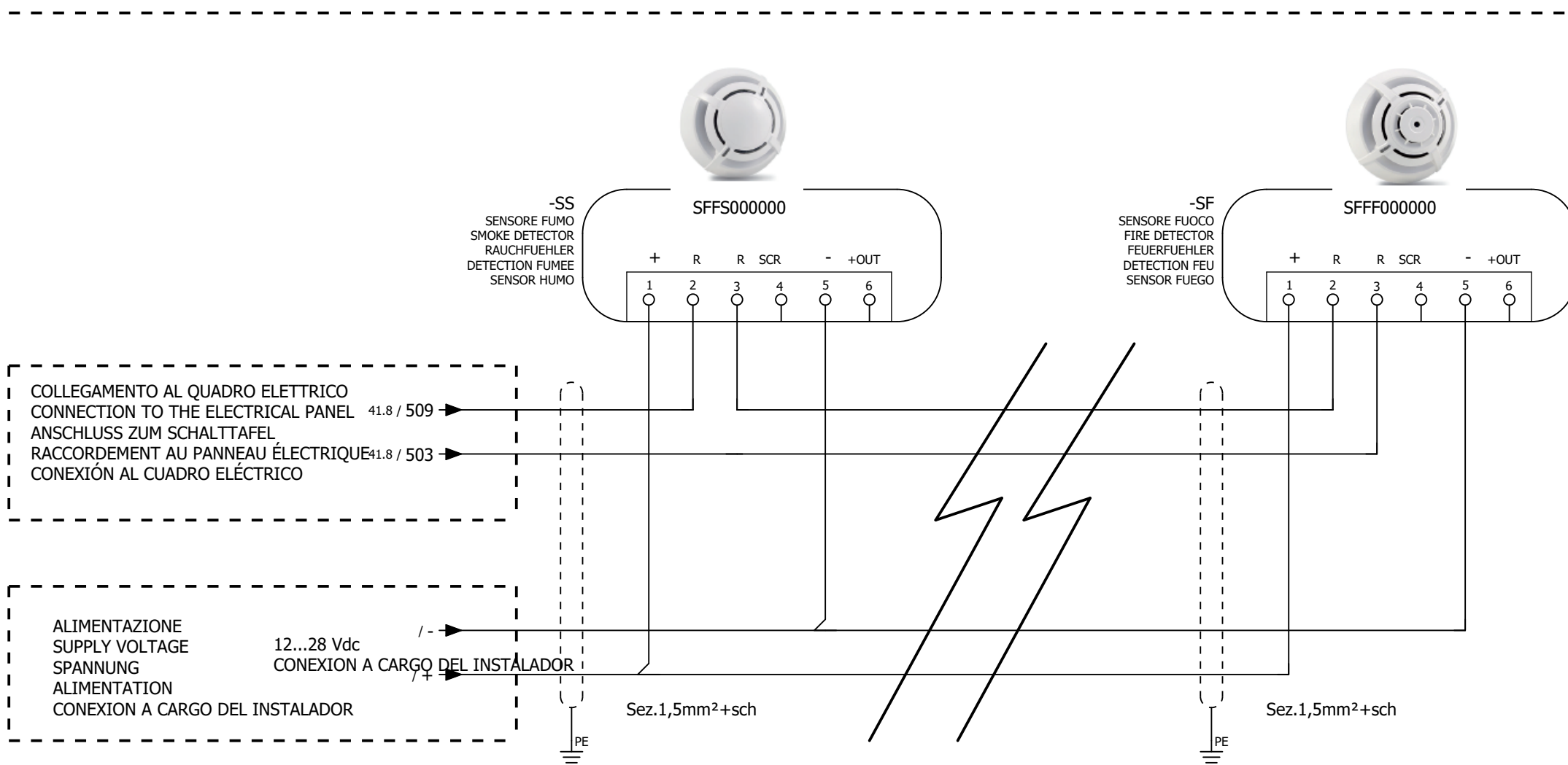
- CONTATTI PULITI
  - FREE CONTACTS
  - POTENTIALFREIE KONTAKTE
  - CONTACTS PRIVES DE TENS.
  - CONTACTOS LIMPIOS
- ALLARME FUMO/FUOCO
  - Smoke/Fire Alarm
  - Rauch/Feuer Alarm
  - Avertisseur de fumée/incendie
  - ALARMA DE HUMO / INCENDIO
- Potenza commutabile:  
 NO EN 60730-1: 2(1) A (100.000 cicli); UL60730: 5A resistivi, 250Vac, 30k cicli, 105°C, Definite Purpose, 1FLA, 6LRA, 250Vac, 30k cicli, 105°C, pilot duty C300, 250Vac, 30k cicli, 105°C.  
 Switchable power:  
 NO EN 60730-1: 2(1) A (100,000 cycles); UL60730: 5 A resistive, 250 Vac, 30k cycles, 105°C, Defined Purpose, 1FLA, 6LRA, 250 Vac, 30k cycles, 105°C, pilot duty C300, 250 Vac, 30k cycles, 105°C.



INSTALLARE LA SCHEDA SERIALE SULLA SCHEDA cPCO DEL QUADRO DEL ROOFTOP  
 IN CORRISPONDENZA DELL'APPOSITO SLOT  
 INSTALL THE SERIAL CARD ON THE cPCO CARD OF THE ROOFTOP PANEL IN  
 CORRESPONDENCE WITH THE SPECIFIC SLOT  
 INSTALLIEREN SIE DIE SERIENKARTE AUF DER cPCO-KARTE DES DACHFELDES In  
 Übereinstimmung mit dem entsprechenden Slot  
 INSTALLER LA CARTE SÉRIE SUR LA CARTE cPCO DU PANNEAU DE TOIT EN  
 CORRESPONDANCE AVEC LA FENTE APPROPRIÉE  
 INSTALE LA TARJETA DE SERIE EN LA TARJETA CPCO DEL PANEL DE TECHO EN  
 CORRESPONDENCIA CON LA RANURA APROPIADA

OPTIONAL  
 OPTIONAL  
 BELIEBIG  
 FACULTATIF  
 OPCIONAL

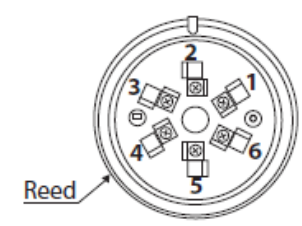
OPTIONAL  
 OPTIONAL  
 BELIEBIG  
 FACULTATIF  
 OPCIONAL



POSIZIONAMENTO A CURA INSTALLATORE  
 POSITIONING BY INSTALLER  
 POSITIONIERUNG VOM INSTALLATEUR  
 POSITIONNEMENT PAR INSTALLATEUR  
 COLOCACIÓN POR PARTE DEL INSTALADOR

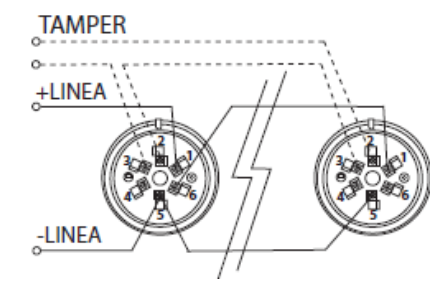
COLLEGAMENTI A CURA DELL'INSTALLATORE  
 CONNECTIONS BY THE INSTALLER  
 ANSCHLUESSE BEI DEM INSTALLATEUR  
 CONNECTIONS PAR L'INSTALLATEUR  
 CONEXION A CARGO DEL INSTALADOR

Collegamento elettrico / Electrical connection



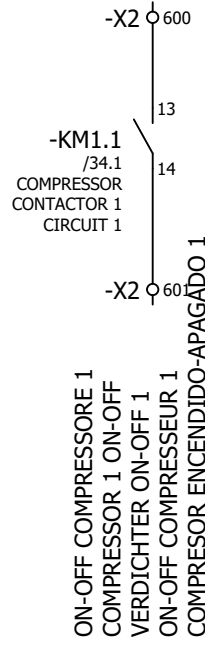
- 1/+ Ingresso linea positivo / Positive line input Fig. 2
- 2/R Relè / Relay
- 3/R Relè / Relay
- 4/SCR Uscita negativa rip. / Repeater neg. output
- 5/- Negativo linea / Negative line
- 6/+ Uscita linea positivo / Positive line output

Schemi elettrici di collegamento / Wiring diagrams

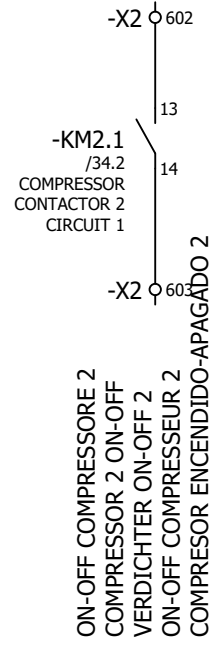


Nota: per la validità del marchio CE è necessario utilizzare cavi di sezione 1,5 mm<sup>2</sup> schermati in rame all'85% e con schermo connesso a terra.  
 Note: to comply with the CE mark, it is necessary to use cables with section 1,5mm<sup>2</sup>, shielded, in copper for 85% and with shield connected to earth.

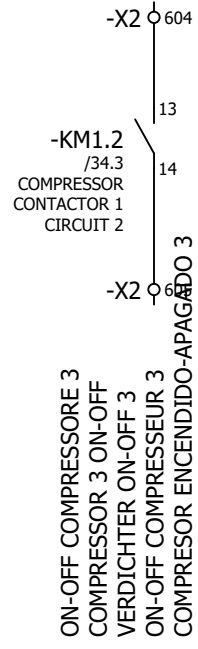
CONTATTI PULITI  
 FREE CONTACTS  
 POTENTIALFREIE KONTAKTE  
 CONTACTS PRIVES DE TENS.  
 CONTACTOS LIMPIOS



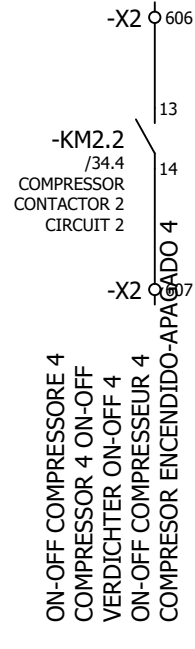
ON-OFF COMPRESSORE 1  
 COMPRESSOR 1 ON-OFF  
 VERDICHTER ON-OFF 1  
 ON-OFF COMPRESSEUR 1  
 COMPRESOR ENCENDIDO-APAGADO 1



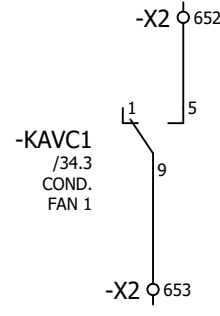
ON-OFF COMPRESSORE 2  
 COMPRESSOR 2 ON-OFF  
 VERDICHTER ON-OFF 2  
 ON-OFF COMPRESSEUR 2  
 COMPRESOR ENCENDIDO-APAGADO 2



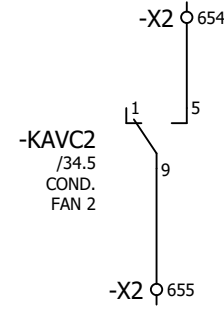
ON-OFF COMPRESSORE 3  
 COMPRESSOR 3 ON-OFF  
 VERDICHTER ON-OFF 3  
 ON-OFF COMPRESSEUR 3  
 COMPRESOR ENCENDIDO-APAGADO 3



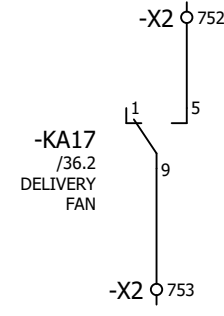
ON-OFF COMPRESSORE 4  
 COMPRESSOR 4 ON-OFF  
 VERDICHTER ON-OFF 4  
 ON-OFF COMPRESSEUR 4  
 COMPRESOR ENCENDIDO-APAGADO 4



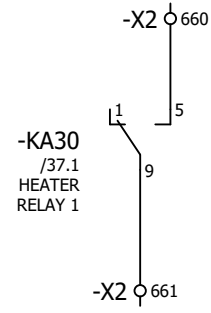
ON/OFF VENTIL. CONDENSANTE  
 ON / OFF Fans. CONDENSING  
 ON / OFF Fans. VERFLÜSSIGUNGSSÄTZE  
 ON / OFF Fans. CONDENSATION  
 ON / OFF VENTIL. CONDENSADOR



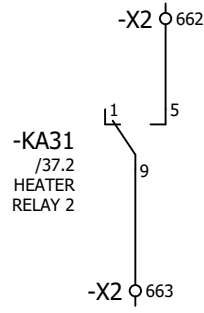
ON/OFF VENTIL. CONDENSANTE  
 ON / OFF Fans. CONDENSING  
 ON / OFF Fans. VERFLÜSSIGUNGSSÄTZE  
 ON / OFF Fans. CONDENSATION  
 ON / OFF VENTIL. CONDENSADOR



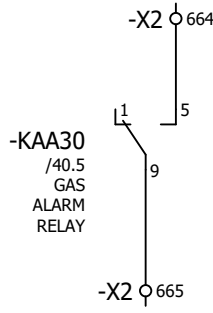
VENTILATORE MANDATA  
 DELIVERY FAN  
 ABLUFTVENTILATOR  
 VENTILATEUR REFOULEMENT  
 VENTILADOR DE ENTREGA



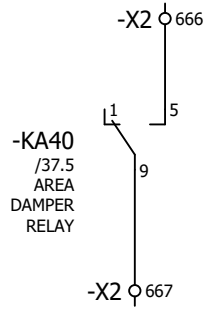
ON/OFF RESISTENZA ELETTRICA 1° STEP  
 ELECTRIC HEATING COIL STEP 1  
 ELEKTRISCHE HEIZSPULE SCHRITT 1  
 BATTERIE DE CHAUFFAGE ÉLECTRIQUE ÉTAPE 1  
 RESISTENCIA ELÉCTRICA ON / OFF 1er PASO



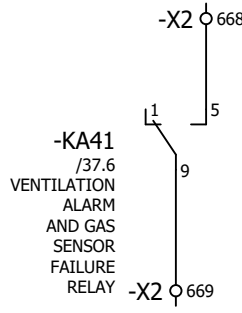
ON/OFF RESISTENZA ELETTRICA 2° STEP  
 ELECTRIC HEATING COIL STEP 2  
 ELEKTRISCHE HEIZSPULE SCHRITT 2  
 BATTERIE DE CHAUFFAGE ÉLECTRIQUE ÉTAPE 2  
 RESISTENCIA ELÉCTRICA ON / OFF 2 ° PASO



RELE' ALLARME GAS  
 GAS ALARM RELAY  
 GAS ALARM RELAY  
 RELAIS D'ALARME GAZ  
 RELÉ DE ALARMA DE GAS



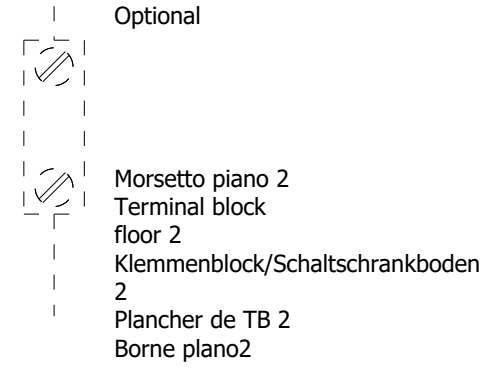
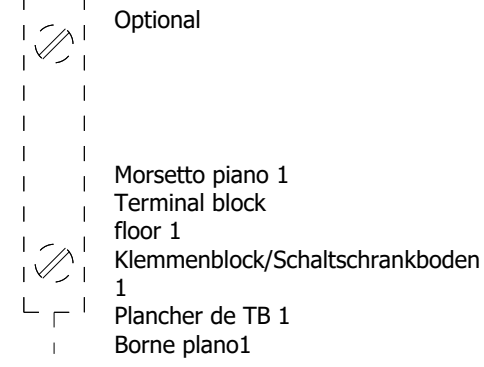
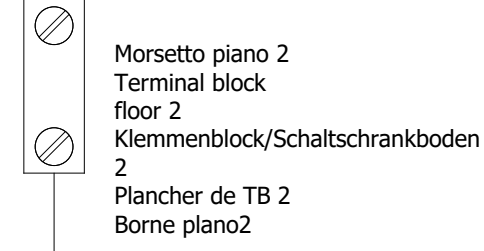
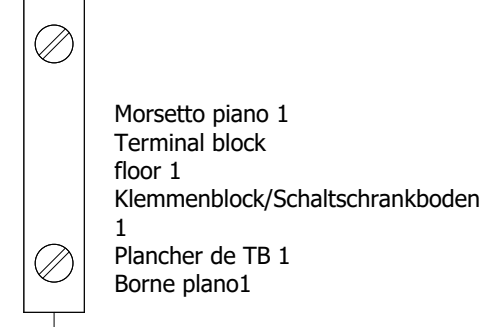
RELE' SERRANDA DI ZONA  
 AREA DAMPER RELAY  
 BEREICH DÄMPFERRELAIS  
 RELAIS D'AMORTISSEUR DE ZONE  
 RELÉ DE OBTURADOR DE ZONA



RELE' ALLARME VENTILAZIONE E GUASTO SENSORE GAS  
 VENTILATION ALARM AND GAS SENSOR FAILURE RELAY  
 BELÜFTUNGSSALARM UND GASSENSOR-AUSFALLRELAIS  
 ALARME DE VENTILATION ET RELAIS DE PANNE DU CAPTEUR DE GAZ  
 FALLO DEL RELÉ DE ALARMA DE VENTILACIÓN Y SENSOR DE GAS

Schema morsetti Terminal diagram Klemmenplan Plan des bornes Esquema bornes

Legenda  
Description  
Beschreibung  
Description  
Leyenda



=+-X1

Page	External destinations	Terminal Block	Description
/9.1	A5	R2	FAN SPEED 1 CONTROL
/9.1	A5	S2	FAN SPEED 1 CONTROL
/9.1	A5	T2	FAN SPEED 1 CONTROL
/9.6	A6	R5	FAN SPEED 2 CONTROL
/9.6	A6	S5	FAN SPEED 2 CONTROL
/9.6	A6	T5	FAN SPEED 2 CONTROL
/37.4	R10	83	PAN FROST RESISTANCE CONDENSING
/37.4	R10	00	PAN FROST RESISTANCE CONDENSING
/37.4	R12	83	PAN FROST RESISTANCE CONDENSING
/37.4	R12	00	PAN FROST RESISTANCE CONDENSING
/16.0	M23	10	COND. FAN ALARM
/16.0	M22	320	COND. FAN ALARM
/16.1	FU51	10	COND. FAN ALARM
/16.1	M24	321	COND. FAN ALARM
/16.3	R1.1	3	COMPRESSOR HEATER 1 CIRCUIT 1
/16.2	R1.1	00	COMPRESSOR HEATER 1 CIRCUIT 1
/16.4	R2.1	4	COMPRESSOR HEATER 2 CIRCUIT 1
/16.4	R2.1	00	COMPRESSOR HEATER 2 CIRCUIT 1
/16.5	R1.2	5	COMPRESSOR HEATER 1 CIRCUIT 2
/16.5	R1.2	00	COMPRESSOR HEATER 1 CIRCUIT 2
/16.6	R2.2	6	COMPRESSOR HEATER 2 CIRCUIT 2
/16.6	R2.2	00	COMPRESSOR HEATER 2 CIRCUIT 2
/36.4	YV1	79	4 WAY VALVE 1
/36.4	YV1	00	4 WAY VALVE 1
/36.7	YV2	80	4 WAY VALVE 2
/36.7	YV2	00	4 WAY VALVE 2
/29.2	SPH1	10	HIGH PRESSURE SWITCH 1
/29.2	SPH1	64	HIGH PRESSURE SWITCH 1
/29.4	SPH2	10	HIGH PRESSURE SWITCH 2
/29.3	SPH2	65	HIGH PRESSURE SWITCH 2
/14.3	X2	0	CO2 SENSOR AND AIR QUALITY
/14.3	X2	1	CO2 SENSOR AND AIR QUALITY
/14.4	X2.1	0	CONTROL AIR DAMPER SECTION
/14.4	X2.1	1	CONTROL AIR DAMPER SECTION
/14.5	TC1	0	DIFFERENTIAL PRESSURE TRANSMITTER

Schema morsetti Terminal diagram Klemmenplan Plan des bornes Esquema bornes

Legenda  
Description  
Beschreibung  
Description  
Leyenda


Morsetto piano 1  
Terminal block  
floor 1  
Klemmenblock/Schaltsschrankboden  
1  
Plancher de TB 1  
Borne plano1

Morsetto piano 2  
Terminal block  
floor 2  
Klemmenblock/Schaltsschrankboden  
2  
Plancher de TB 2  
Borne plano2

Optional  
Morsetto piano 1  
Terminal block  
floor 1  
Klemmenblock/Schaltsschrankboden  
1  
Plancher de TB 1  
Borne plano1


Optional  
Morsetto piano 2  
Terminal block  
floor 2  
Klemmenblock/Schaltsschrankboden  
2  
Plancher de TB 2  
Borne plano2

=+-X1




Schema morsetti Terminal diagram Klemmenplan Plan des bornes Esquema bornes


Legenda  
Description  
Beschreibung  
Description  
Leyenda



Morsetto piano 1  
Terminal block  
floor 1  
Klemmenblock/Schaltschrankboden  
1  
Plancher de TB 1  
Borne plano1



Morsetto piano 2  
Terminal block  
floor 2  
Klemmenblock/Schaltschrankboden  
2  
Plancher de TB 2  
Borne plano2




Optional  
  
Morsetto piano 1  
Terminal block  
floor 1  
Klemmenblock/Schaltschrankboden  
1  
Plancher de TB 1  
Borne plano1

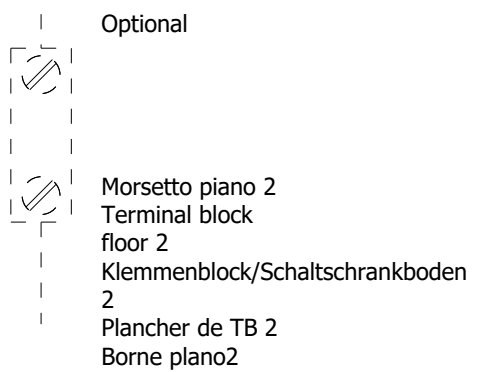
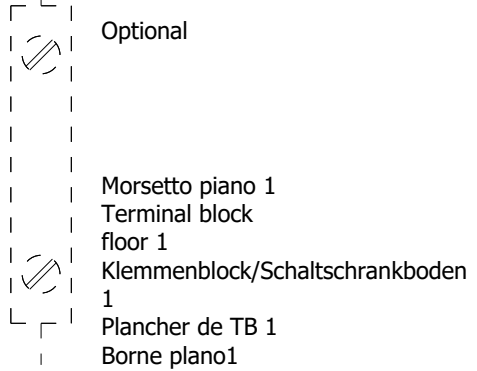
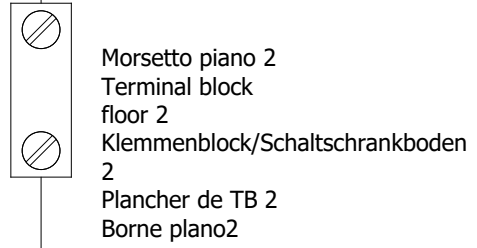
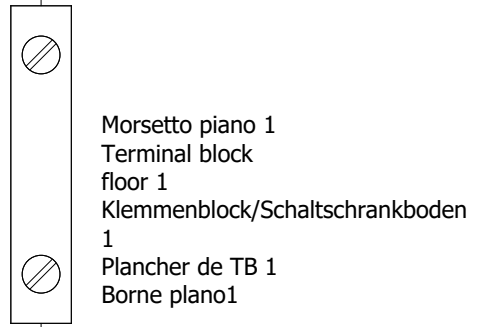


Optional  
  
Morsetto piano 2  
Terminal block  
floor 2  
Klemmenblock/Schaltschrankboden  
2  
Plancher de TB 2  
Borne plano2

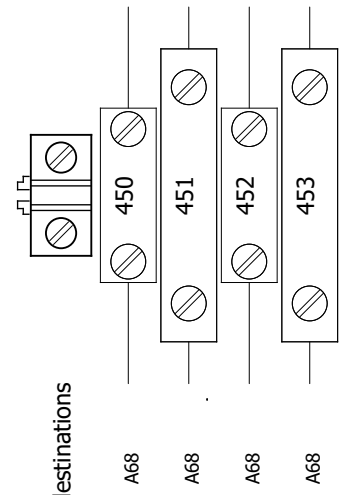
=+X1



Legenda  
 Description  
 Beschreibung  
 Description  
 Leyenda



**=+-X1**

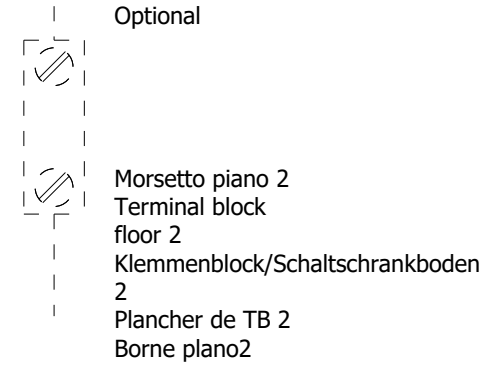
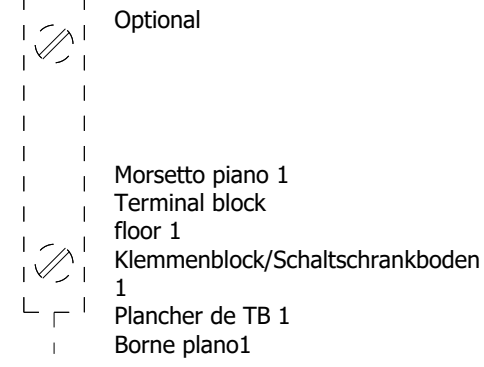
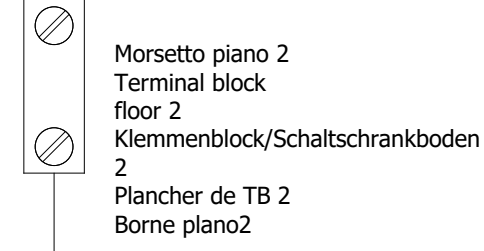
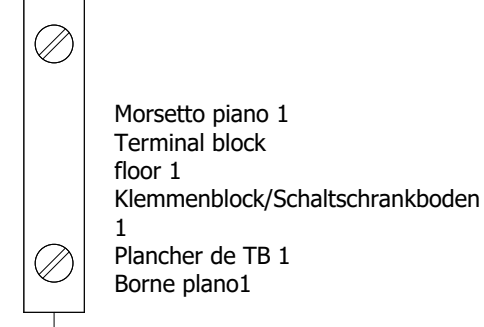


Page  
 /39.8  
 /39.8  
 /39.9  
 /39.9

Schema morsetti Terminal diagram Klemmenplan Plan des bornes Esquema bornes

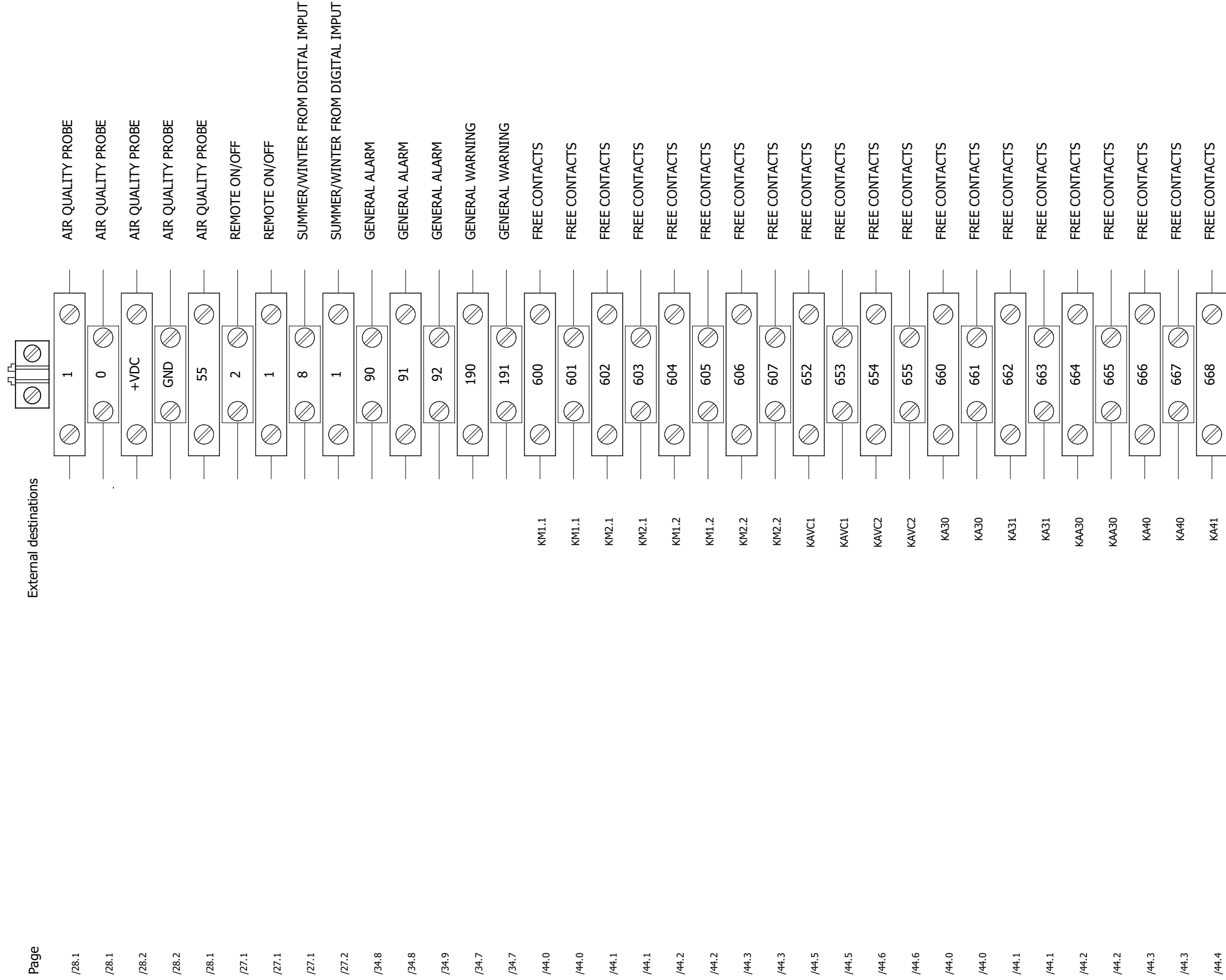
Schema morsetti Terminal diagram Klemmenplan Plan des bornes Esquema bornes

Legenda  
Description  
Beschreibung  
Description  
Leyenda

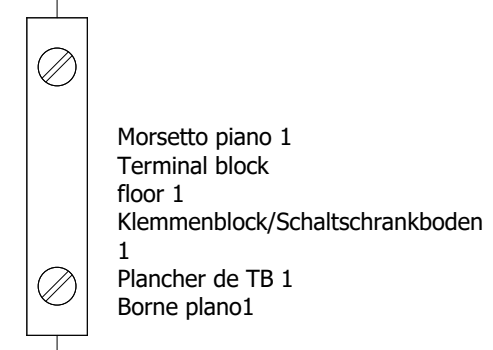


BY THE CUSTOMER CONNECTIONS TERMINAL ORANGE

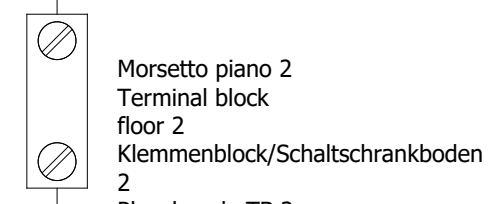
=+-X2



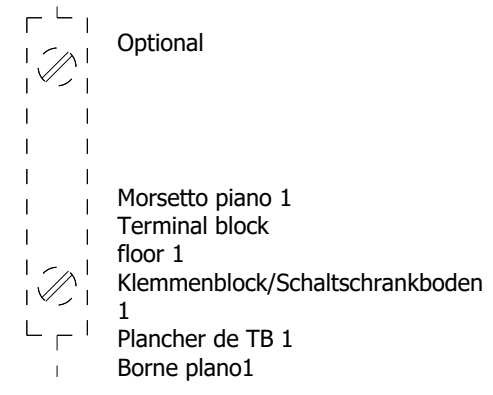
Legenda  
 Description  
 Beschreibung  
 Description  
 Leyenda



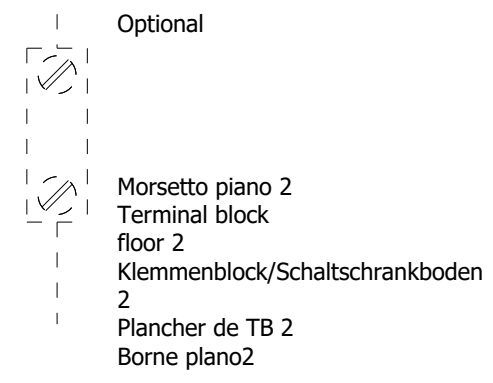
Morsetto piano 1  
 Terminal block  
 floor 1  
 Klemmenblock/Schaltschrankboden  
 1  
 Plancher de TB 1  
 Borne plano1



Morsetto piano 2  
 Terminal block  
 floor 2  
 Klemmenblock/Schaltschrankboden  
 2  
 Plancher de TB 2  
 Borne plano2



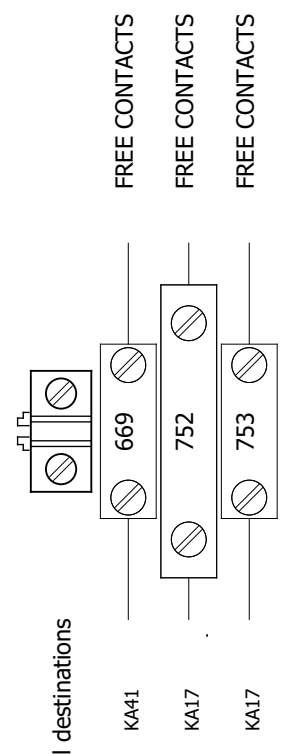
Optional  
  
 Morsetto piano 1  
 Terminal block  
 floor 1  
 Klemmenblock/Schaltschrankboden  
 1  
 Plancher de TB 1  
 Borne plano1



Optional  
  
 Morsetto piano 2  
 Terminal block  
 floor 2  
 Klemmenblock/Schaltschrankboden  
 2  
 Plancher de TB 2  
 Borne plano2

**= +-X2**


**BY THE CUSTOMER CONNECTIONS TERMINAL ORANGE**




Page  
 /44.4  
 /44.8  
 /44.8

Schema morsetti Terminal diagram Klemmenplan Plan des bornes Esquema bornes

Legenda  
Description  
Beschreibung  
Description  
Leyenda



Morsetto piano 1  
Terminal block  
floor 1  
Klemmenblock/Schaltschrankboden  
1  
Plancher de TB 1  
Borne plano1



Morsetto piano 2  
Terminal block  
floor 2  
Klemmenblock/Schaltschrankboden  
2  
Plancher de TB 2  
Borne plano2



Optional



Morsetto piano 1  
Terminal block  
floor 1  
Klemmenblock/Schaltschrankboden  
1  
Plancher de TB 1  
Borne plano1

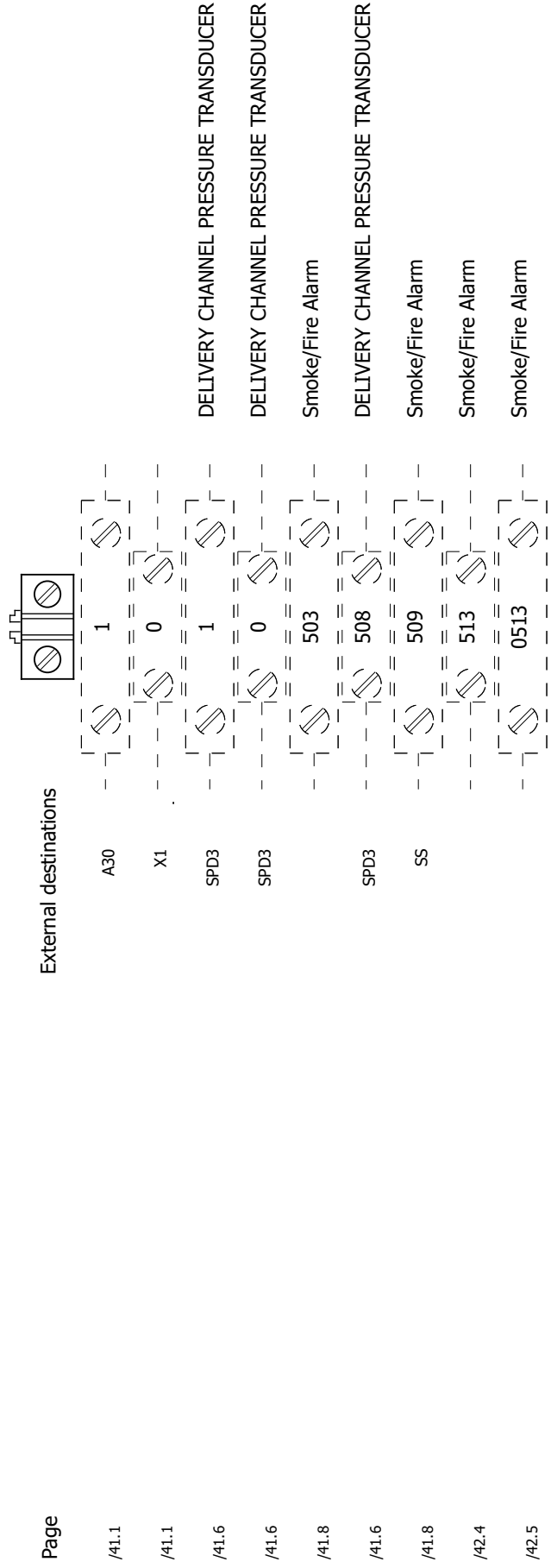


Optional



Morsetto piano 2  
Terminal block  
floor 2  
Klemmenblock/Schaltschrankboden  
2  
Plancher de TB 2  
Borne plano2

=+-X2.1



Page

/41.1

/41.1

/41.6

/41.6

/41.8

/41.6

/41.8

/42.4

/42.5

# Distinta articoli Parts list Artikelstückliste Liste d'articles Lista de artículos

Sigla elemento funzionale Acronym element Akronymelement Élément d'acronymes Siglas elemento funcional	Numero tipo Type number Typnummer Número de type Numero tipo	Codice Code Kodex Code Codigo	Quantità Quantity Menge Quantité Cantidad	Fornitore supplier Lieferant fournisseur Surtidor		Descrizione Description Beschreibung Description Descripción
				Codice ordine Code order Kodieren Sie Auftrag Codez l'ordre Codigo pedido	Nome Name Name Nom Nombre	
-A2	C.PCO LARGE P+50NSKB00E0 BMS OPTO CAREL	MICA280A	1	P+50NSKB00E0	CAREL	SCHEDA CONTROLLO CONTROL BOARD KONTROLLKARTE CARTE CONTROLE TABLA DE CONTROL
-A2	C.PCO LARGE P+5BBSFC000L1 BMS OPTO CAREL	MICA224A	1	P+5BBSFC000L1	CAREL	SCHEDA CONTROLLO CONTROL BOARD KONTROLLKARTE CARTE CONTROLE TABLA DE CONTROL
-A2	CONN. KIT pCO5+/CPCO LARGE P+50CO N0LO	MICA156A	1	P+50CON0LO	CAREL	SCHEDA CONTROLLO CONTROL BOARD KONTROLLKARTE CARTE CONTROLE TABLA DE CONTROL
-A2-A50	SCHEDA SERIALE FIELD BUS pCO3	MICA124A	1	PCO100FD10	CAREL	SCHEDA SERIALE FIELD BUS SERIAL BOARD FIELD BUS SERIELLE SCHNITTSTELLE FIELD BUS CARTE SERIE FIELD BUS TARJETA SERIE FIELD BUS
-A5	REG.VEL.FCR3124020 400V 12A IP55 CAR EL	RGVE096A	1	FCR3124020	CAREL	REGOLATORE DI GIRI 1 FAN SPEED 1 CONTROL DREHZAHLEGLER 1 REGULATEUR REGIME 1 REGULADOR DE VELOCIDAD
-A6	REG.VEL.FCR3124020 400V 12A IP55 CAR EL	RGVE096A	1	FCR3124020	CAREL	REGOLATORE DI GIRI 2 FAN SPEED 2 CONTROL DREHZAHLEGLER 2 REGULATEUR REGIME 2 REGULADOR DE VELOCIDAD
-A7	pGDX 4,3"PanelFrontIndoor ETH	MICA213A	2	PGR04000TCDA0	CAREL	TERMINALE A BORDO MACCHINA UNIT CONTROL TERMINAL MASSEINHEIT STEUERANSCHLUSS BORNE DE COMMANDE D'UNITÉ TERMINAL A BORDO MAQUINA
-A7	NEUTRAL BLACK FRAME FOR PGDX	MICA227A	2	PGTA00FB10	CAREL	TERMINALE A BORDO MACCHINA UNIT CONTROL TERMINAL MASSEINHEIT STEUERANSCHLUSS BORNE DE COMMANDE D'UNITÉ TERMINAL A BORDO MAQUINA
-A7C	pGDX 4,3"PanelFrontIndoor ETH	MICA213A	1	PGR04000TCDA0	CAREL	TERMINALE REMOTO REMOTE TERMINAL FERNBEDINGUNG APPAREIL A DISTANCE TERMINAL A BORDO MAQUINA
-A7C	WALL MOUNTING CASE FOR PGDX	MICA231A	1	PGTA00SM40	CAREL	TERMINALE REMOTO REMOTE TERMINAL FERNBEDINGUNG APPAREIL A DISTANCE TERMINAL A BORDO MAQUINA
-A7C	NEUTRAL BLACK FRAME FOR PGDX	MICA227A	1	PGTA00FB10	CAREL	TERMINALE REMOTO REMOTE TERMINAL FERNBEDINGUNG APPAREIL A DISTANCE TERMINAL A BORDO MAQUINA
-A30	MODULO ELETTRONICO GAS_C-02	MIVA222AN	1	GAS_C-02	ALMOTECH	SCHEDA PRINCIPALE SENSORE GAS MAIN BOARD GAS DETECTOR HAUPTPLATINE GASMELDER DÉTECTEUR DE GAZ DE LA CARTE PRINCIPALE TABLERO PRINCIPAL DEL SENSOR DE GAS
-A30A	SENSORE R32 FIS 5084-01C1 NISSHA	MIVA221A	1	SC2-S2020-01-A-P-00	NISSHA	SENSORE GAS GAS DETECTOR GASSENSOR DETECTION GAS SENSOR DE GAS
-A50	SCHEDA SERIALE FIELD BUS pCO3	MICA124A	1	PCO100FD10	CAREL	SCHEDA SERIALE FIELD BUS SERIAL BOARD FIELD BUS SERIELLE SCHNITTSTELLE FIELD BUS CARTE SERIE FIELD BUS TARJETA SERIE FIELD BUS
-A51	DRIVER EVD EVO RS485	MICA094A	1	EVD0000E20	CAREL	CONTROLLO VALVOLA TERMOSTATICA ELETTRONICA ELECTRONIC THERMOSTATIC VALVE CONTROL REGELUNG DES ELEKTRONISCH GESTEUERTES THERMOSTATVENTILS CONTRÔLE DU DÉTENDUEUR THERMOSTATIQUE ÉLECTRONIQUE CONTROL VALVULA TERMOSTATICA ELECTRONICA

# Distinta articoli Parts list Artikelstückliste Liste d'articles Lista de artículos

Sigla elemento funzionale Acronym element Akronymelement Élément d'acronymes Siglas elemento funcional	Numero tipo Type number Typnummer Número de type Numero tipo	Codice Code Kodex Code Codigo	Quantità Quantity Menge Quantité Cantidad	Fornitore supplier Lieferant fournisseur Surtidor		Descrizione Description Beschreibung Description Descripción
				Codice ordine Code order Kodieren Sie Auftrag Codez l'ordre Codigo pedido	Nome Name Name Nom Nombre	
-A51	KIT CONNET.ESTR.EVD evolution EVDCON 0021	MICA121A	1	EVDCON0021	CAREL	CONTROLLO VALVOLA TERMOSTATICA ELETTRONICA ELECTRONIC THERMOSTATIC VALVE CONTROL REGELUNG DES ELEKTRONISCH GESTEUERTES THERMOSTATVENTILS CONTRÔLE DU DÉTENDEUR THERMOSTATIQUE ÉLECTRONIQUE CONTROL VALVULA TERMOSTATICA ELECTRONICA
-A61	DRIVER EVD EVO RS485	MICA094A	1	EVD0000E20	CAREL	CONTROLLO VALVOLA TERMOSTATICA ELETTRONICA ELECTRONIC THERMOSTATIC VALVE CONTROL REGELUNG DES ELEKTRONISCH GESTEUERTES THERMOSTATVENTILS CONTRÔLE DU DÉTENDEUR THERMOSTATIQUE ÉLECTRONIQUE CONTROL VALVULA TERMOSTATICA ELECTRONICA
-A61	KIT CONNET.ESTR.EVD evolution EVDCON 0021	MICA121A	1	EVDCON0021	CAREL	CONTROLLO VALVOLA TERMOSTATICA ELETTRONICA ELECTRONIC THERMOSTATIC VALVE CONTROL REGELUNG DES ELEKTRONISCH GESTEUERTES THERMOSTATVENTILS CONTRÔLE DU DÉTENDEUR THERMOSTATIQUE ÉLECTRONIQUE CONTROL VALVULA TERMOSTATICA ELECTRONICA
-A67	CAVO VALV.TERM.ELET.SPORLAN SER B-C -D 6M	ELMI391A	1	805195	SPORLAN	VALVOLA TERMOSTATICA ELETTRONICA CIRCUITO 1 ELECTRONIC THERMOSTATIC VALVE CONTROL CIRCUIT 1 ELEKTRONISCHES THERMOSTATVENTIL KREISLAUF 1 VANNE THERMOSTATIQUE ÉLECTRONIQUE CIRCUIT 1 VALVULA TERMOSTATICA ELECTRONICA CIRCUITO1
-A68	CAVO VALV.TERM.ELET.SPORLAN SER B-C -D 6M	ELMI391A	1	805195	SPORLAN	VALVOLA TERMOSTATICA ELETTRONICA CIRCUITO 2 ELECTRONIC THERMOSTATIC VALVE CONTROL CIRCUIT 2 ELEKTRONISCHES THERMOSTATVENTIL KREISLAUF 2 VANNE THERMOSTATIQUE ÉLECTRONIQUE CIRCUIT 2 VALVULA TERMOSTATICA ELECTRONICA CIRCUITO1
-A250	C.PCOE EXPANSION P+E0N00000001	MICA226A	1	P+E0N00000001	CAREL	SCHEDA ADDIZIONALE CONTROLLO ADDITION CONTROL BOARD ZUSAETZL. KONTROLLKARTE CARTE SUPPLEM. CONTROLE TABLERO DE CONTROL ADICIONAL
-A250	CONNECT.KIT C.PCO MINI HIGH P+D0CO N0E0	MICA218A	1	P+D0CON0E0	CAREL	SCHEDA ADDIZIONALE CONTROLLO ADDITION CONTROL BOARD ZUSAETZL. KONTROLLKARTE CARTE SUPPLEM. CONTROLE TABLERO DE CONTROL ADICIONAL
-BPH50	CAVO IP67 8,5m x TRAS.RAZ.UV PROT.DI XELL	TRAD032AY	1	DD522908 50	DIXELL	TRASDUTTORE ALTA PRESS. 4-20mA HIGH PRESSURE TRANSDUCER 4-20mA DRUCKUMWANDLER HP 4-20mA TRANSDUCTEUR DE HAUTE PRESSION 4-20mA TRANSDUCTOR DE ALTA PRESIÓN 4-20 mA
-BPH60	CAVO IP67 8,5m x TRAS.RAZ.UV PROT.DI XELL	TRAD032AY	1	DD522908 50	DIXELL	TRASDUTTORE ALTA PRESS. 4-20mA HIGH PRESSURE TRANSDUCER 4-20mA DRUCKUMWANDLER HP 4-20mA TRANSDUCTEUR DE HAUTE PRESSION 4-20mA TRANSDUCTOR DE ALTA PRESIÓN 4-20 mA
-BPL50	CAVO IP67 8,5m x TRAS.RAZ.UV PROT.DI XELL	TRAD032AY	1	DD522908 50	DIXELL	TRASDUTTORE BASSA PRESS. 4-20mA LOW PRESSURE TRANSDUCER 4-20mA DRUCKUMWANDLER LP 4-20mA TRANSDUCTEUR DE BASSE PRESSION 4-20mA TRANSDUCTOR DE BAJA PRESIÓN 4-20 mA
-BPL60	CAVO IP67 8,5m x TRAS.RAZ.UV PROT.DI XELL	TRAD032AY	1	DD522908 50	DIXELL	TRASDUTTORE BASSA PRESS. 4-20mA LOW PRESSURE TRANSDUCER 4-20mA DRUCKUMWANDLER LP 4-20mA TRANSDUCTEUR DE BASSE PRESSION 4-20mA TRANSDUCTOR DE BAJA PRESIÓN 4-20 mA
-BT50	SONDA NTC 4x40mm 6m 2F IP67	SOND1947	1	NTC060WF00	CAREL	SONDA GAS ASPIRAZIONE SUCTION GAS PROBE FUEH. GAS EINLASS SONDE DES GAZ D'ÉCHAPPEMENT SONDA DE GAS DE SUCCIÓN
-BT51	SONDA NTC 6M 2F IP65 0T1500C	SOND1946	1	NTC060HT00	CAREL	SONDA GAS MANDATA 1 CIRCUITO 1 GAS PROBE DELIVERY 1 CIRCUIT 1 GASPROBE LIEFERUNG 1 SCHALTUNG 1 DISTRIBUTION SONDE GAZ 1 CIRCUIT 1 SONDA GAS IMPULSION
-BT60	SONDA NTC 4x40mm 6m 2F IP67	SOND1947	1	NTC060WF00	CAREL	SONDA GAS ASPIRAZIONE SUCTION GAS PROBE FUEH. GAS EINLASS SONDE DES GAZ D'ÉCHAPPEMENT SONDA DE GAS DE SUCCIÓN
-BT61	SONDA NTC 6M 2F IP65 0T1500C	SOND1946	1	NTC060HT00	CAREL	SONDA GAS MANDATA 1 CIRCUITO 2 GAS PROBE DELIVERY 1 CIRCUIT 2 GASPROBE LIEFERUNG 1 SCHALTUNG 2 DISTRIBUTION SONDE GAZ 1 CIRCUIT 2 SONDA GAS IMPULSION

# Distinta articoli Parts list Artikelstückliste Liste d'articles Lista de artículos

Sigla elemento funzionale Acronym element Akronymelement Élément d'acronymes Siglas elemento funcional	Numero tipo Type number Typnummer Número de type Numero tipo	Codice Code Kodex Code Codigo	Quantità Quantity Menge Quantité Cantidad	Fornitore supplier Lieferant fournisseur Surtidor		Descrizione Description Beschreibung Description Descripción
				Codice ordine Code order Kodieren Sie Auftrag Codez l'ordre Codigo pedido	Nome Name Name Nom Nombre	
-BT611	SONDA NTC 6M 2F IP65 0T150ØC	SOND1946	1	NTC060HT00	CAREL	SONDA GAS MANDATA 2 CIRCUITO 1 GAS PROBE DELIVERY 2 CIRCUIT 1 GASPROBE LIEFERUNG 2 SCHALTUNG 1 DISTRIBUTION SONDE GAZ 2 CIRCUIT 1 ENTREGA DE Sonda DE GAS 2 CIRCUITO 1
-BT612	SONDA NTC 6M 2F IP65 0T150ØC	SOND1946	1	NTC060HT00	CAREL	SONDA GAS MANDATA 2 CIRCUITO 2 GAS PROBE DELIVERY 2 CIRCUIT 2 GASPROBE LIEFERUNG 2 SCHALTUNG 2 DISTRIBUTION SONDE GAZ 2 CIRCUIT 2 ENTREGA Sonda GAS 2 CIRCUITO 2
-BTE	SONDA NTC 6X53MM 6M 2F IP68	SOND1945	1	NTC060WH01	CAREL	SONDA ARIA ESTERNA EXTERNAL AIR PROBE AUSSENLUFTFUEHLER SONDE AIR EXTERIEUR SONDA SALIDA AGUA INSTALACION
-BTM	SONDA NTC 6X53MM 6M 2F IP68	SOND1945	1	NTC060WH01	CAREL	SONDA ARIA MANDATA DELIVERY AIR PROBE LUFTAUSBLASSSONDE SONDE REFOULEM. AIR SONDA SALIDA AGUA INSTALACION
-BTMX		SOND034A	1	NTC120WH01	CAREL	SONDA ARIA MISCELA MIX AIR PROBE MIX AIR PROBE SONDE AIR MIX SONDA DE AIRE DE MEZCLA
-BTR	SONDA NTC 6X53MM 6M 2F IP68	SOND1945	1	NTC060WH01	CAREL	SONDA ARIA RIPRESA INTAKE AIR PROBE EINLASSLUFTFUEHLER SONDE AIR ASPIRATION SONDA DE ADMISIÓN DE AIRE
-EV1	VENTILATORE 150X150 230Vac	VEAS615A	1	GB13B23AB5/F	AREA SYSTEMS	ELETTROVENTOLA Q.E. ELECTRICAL PANEL FAN. VENTILATOR ELEKTRISCHES SCHALTSCHRANK. VENTILATEUR CADRE ÉLECTRIQUE. VENTILADOR CUADRO ELECTRICO.
-EV1	GRIGLIA DI PROTEZIONE 150MM	VEAS616A	1	FB13B5/F	AREA SYSTEMS	ELETTROVENTOLA Q.E. ELECTRICAL PANEL FAN. VENTILATOR ELEKTRISCHES SCHALTSCHRANK. VENTILATEUR CADRE ÉLECTRIQUE. VENTILADOR CUADRO ELECTRICO.
-EV2	VENTILATORE 150X150 230Vac	VEAS615A	1	GB13B23AB5/F	AREA SYSTEMS	ELETTROVENTOLA Q.E. ELECTRICAL PANEL FAN. VENTILATOR ELEKTRISCHES SCHALTSCHRANK. VENTILATEUR CADRE ÉLECTRIQUE. VENTILADOR CUADRO ELECTRICO.
-EV2	GRIGLIA DI PROTEZIONE 150MM	VEAS616A	1	FB13B5/F	AREA SYSTEMS	ELETTROVENTOLA Q.E. ELECTRICAL PANEL FAN. VENTILATOR ELEKTRISCHES SCHALTSCHRANK. VENTILATEUR CADRE ÉLECTRIQUE. VENTILADOR CUADRO ELECTRICO.
-FU1.1	FUSIB.CH10GG 25A 500V WIMEX	FUSI0600Y	3	5400125	WIMEX	FUSIBILI COMPRESSORE 1 CIRCUITO 1 COMPRESSOR FUSE 1 CIRCUIT 1 VERDICHTERSICHERUNG 1 KREISLAUF 1 FUSIBLE COMPRESSEUR 1 CIRCUIT 1 COMPRESOR FUSIBLES 1 CIRCUITO 1
-FU1.1	PORTAFUS.PMX 3 X 38 3P WIMEX	POFU0330Y	1	5450124	WIMEX	FUSIBILI COMPRESSORE 1 CIRCUITO 1 COMPRESSOR FUSE 1 CIRCUIT 1 VERDICHTERSICHERUNG 1 KREISLAUF 1 FUSIBLE COMPRESSEUR 1 CIRCUIT 1 COMPRESOR FUSIBLES 1 CIRCUITO 1
-FU1.2	FUSIB.CH10GG 25A 500V WIMEX	FUSI0600Y	3	5400125	WIMEX	FUSIBILI COMPRESSORE 1 CIRCUITO 2 COMPRESSOR FUSE 1 CIRCUIT 2 VERDICHTERSICHERUNG 1 KREISLAUF 2 FUSIBLE COMPRESSEUR 1 CIRCUIT 2 COMPRESOR FUSIBLES 1 CIRCUITO 2
-FU1.2	PORTAFUS.PMX 3 X 38 3P WIMEX	POFU0330Y	1	5450124	WIMEX	FUSIBILI COMPRESSORE 1 CIRCUITO 2 COMPRESSOR FUSE 1 CIRCUIT 2 VERDICHTERSICHERUNG 1 KREISLAUF 2 FUSIBLE COMPRESSEUR 1 CIRCUIT 2 COMPRESOR FUSIBLES 1 CIRCUITO 2
-FU01	FUSIB.5X20T 2,50A 250V WIMEX	FUSI0350Y	1	5000047	WIMEX	FUSIBILI CONTROLLO CONTROL FUSES KONTROLLSICHERUNGEN FUSIBLES CONTROLE VERIFICAR FUSIBLES

# Distinta articoli Parts list Artikelstückliste Liste d'articles Lista de artículos

Sigla elemento funzionale Acronym element Akronymelement Élément d'acronymes Siglas elemento funcional	Numero tipo Type number Typnummer Número de type Numero tipo	Codice Code Kodex Code Codigo	Quantità Quantity Menge Quantité Cantidad	Fornitore supplier Lieferant fournisseur Surtidor		Descrizione Description Beschreibung Description Descripción
				Codice ordine Code order Kodieren Sie Auftrag Codez l'ordre Codigo pedido	Nome Name Name Nom Nombre	
-FU01	FUSE TERMINAL BLOCK - PTC 4-HESI PHO ENIX	ELMI793A	1	3270203	PHOENIX	FUSIBILI CONTROLLO CONTROL FUSES KONTROLLSICHERUNGEN FUSIBLES CONTROLE VERIFICAR FUSIBLES
-FU2.1	FUSIB.CH10GG 25A 500V WIMEX	FUSI0600Y	3	5400125	WIMEX	FUSIBILI COMPRESSORE 2 CIRCUITO 1 COMPRESSOR FUSE 2 CIRCUIT 1 VERDICHTERSICHERUNG 2 KREISLAUF 1 FUSIBLE COMPRESSEUR 2 CIRCUIT 1 COMPRESOR FUSIBLES 2 CIRCUITO 1
-FU2.1	PORTAFUS.PMX 3 X 38 3P WIMEX	POFU0330Y	1	5450124	WIMEX	FUSIBILI COMPRESSORE 2 CIRCUITO 1 COMPRESSOR FUSE 2 CIRCUIT 1 VERDICHTERSICHERUNG 2 KREISLAUF 1 FUSIBLE COMPRESSEUR 2 CIRCUIT 1 COMPRESOR FUSIBLES 2 CIRCUITO 1
-FU2.2	FUSIB.CH10GG 25A 500V WIMEX	FUSI0600Y	3	5400125	WIMEX	FUSIBILI COMPRESSORE 2 CIRCUITO 2 COMPRESSOR FUSE 2 CIRCUIT 2 VERDICHTERSICHERUNG 2 KREISLAUF 2 FUSIBLE COMPRESSEUR 2 CIRCUIT 2 COMPRESOR FUSIBLES 2 CIRCUITO 2
-FU2.2	PORTAFUS.PMX 3 X 38 3P WIMEX	POFU0330Y	1	5450124	WIMEX	FUSIBILI COMPRESSORE 2 CIRCUITO 2 COMPRESSOR FUSE 2 CIRCUIT 2 VERDICHTERSICHERUNG 2 KREISLAUF 2 FUSIBLE COMPRESSEUR 2 CIRCUIT 2 COMPRESOR FUSIBLES 2 CIRCUITO 2
-FU6	FUSIB.5X20T 2,00A 250V WIMEX	FUSI0340Y	1	5000046	WIMEX	FUSIBILE VALVOLA TERMOSTATICA ELETTRONICA ELECTRONIC THERMOSTATIC VALVE FUSE FUSE ELEKTRONISCHES THERMOSTATVENTIL FUSE VANNE THERMOSTATIQUE ÉLECTRONIQUE FUSIBLE ELECTRÓNICO TERMOSTÁTICO DE LA VÁLVULA
-FU6	FUSE TERMINAL BLOCK - PTC 4-HESI PHO ENIX	ELMI793A	1	3270203	PHOENIX	FUSIBILE VALVOLA TERMOSTATICA ELETTRONICA ELECTRONIC THERMOSTATIC VALVE FUSE FUSE ELEKTRONISCHES THERMOSTATVENTIL FUSE VANNE THERMOSTATIQUE ÉLECTRONIQUE FUSIBLE ELECTRÓNICO TERMOSTÁTICO DE LA VÁLVULA
-FU7	FUSIB.5X20T 2,00A 250V WIMEX	FUSI0340Y	1	5000046	WIMEX	FUSIBILE VALVOLA TERMOSTATICA ELETTRONICA ELECTRONIC THERMOSTATIC VALVE FUSE FUSE ELEKTRONISCHES THERMOSTATVENTIL FUSE VANNE THERMOSTATIQUE ÉLECTRONIQUE FUSIBLE ELECTRÓNICO TERMOSTÁTICO DE LA VÁLVULA
-FU7	FUSE TERMINAL BLOCK - PTC 4-HESI PHO ENIX	ELMI793A	1	3270203	PHOENIX	FUSIBILE VALVOLA TERMOSTATICA ELETTRONICA ELECTRONIC THERMOSTATIC VALVE FUSE FUSE ELEKTRONISCHES THERMOSTATVENTIL FUSE VANNE THERMOSTATIQUE ÉLECTRONIQUE FUSIBLE ELECTRÓNICO TERMOSTÁTICO DE LA VÁLVULA
-FU17	FUSIB.CH10GG 10A 500V WIMEX	FUSI0560Y	3	5400110	WIMEX	FUSIBILI VENTILATORI MANDATA 1 DELIVERY FAN FUSE 1 VENTILATORSICHERUNG 1 FUSIBLE VENTILATEUR 1 ENTREGA VENTILADORES FUSIBLES 1
-FU17	PORTAFUS.PMX 3 X 38 3P WIMEX	POFU0330Y	1	5450124	WIMEX	FUSIBILI VENTILATORI MANDATA 1 DELIVERY FAN FUSE 1 VENTILATORSICHERUNG 1 FUSIBLE VENTILATEUR 1 ENTREGA VENTILADORES FUSIBLES 1
-FU18	FUSIB.CH10GG 10A 500V WIMEX	FUSI0560Y	3	5400110	WIMEX	FUSIBILI VENTILATORI MANDATA 2 DELIVERY FAN FUSE 2 VENTILATORSICHERUNG 2 FUSIBLE VENTILATEUR 2 ENTREGA VENTILADORES FUSIBLES 2
-FU18	PORTAFUS.PMX 3 X 38 3P WIMEX	POFU0330Y	1	5450124	WIMEX	FUSIBILI VENTILATORI MANDATA 2 DELIVERY FAN FUSE 2 VENTILATORSICHERUNG 2 FUSIBLE VENTILATEUR 2 ENTREGA VENTILADORES FUSIBLES 2
-FU50	FUSIB.CH10GG 4A 500V WIMEX	FUSI0530Y	2	5400104	WIMEX	FUSIBILI TRASFORMATORE 400V TRANSFORMER 400V FUSES TRANSFORMATORSICHERUNGEN 400V FUSIBLES TRANSFORMATEUR 400V FUSIBLES DEL TRANSFORMADOR DE 400V
-FU50	PORTAFUS.PMX 2 X 38 2P WIMEX	POFU0320Y	1	5450123	WIMEX	FUSIBILI TRASFORMATORE 400V TRANSFORMER 400V FUSES TRANSFORMATORSICHERUNGEN 400V FUSIBLES TRANSFORMATEUR 400V FUSIBLES DEL TRANSFORMADOR DE 400V

# Distinta articoli Parts list Artikelstückliste Liste d'articles Lista de artículos

Sigla elemento funzionale Acronym element Akronymelement Élément d'acronymes Siglas elemento funcional	Numero tipo Type number Typnummer Número de type Numero tipo	Codice Code Kodex Code Codigo	Quantità Quantity Menge Quantité Cantidad	Fornitore supplier Lieferant fournisseur Surtidor		Descrizione Description Beschreibung Description Descripción
				Codice ordine Code order Kodieren Sie Auftrag Codez l'ordre Codigo pedido	Nome Name Name Nom Nombre	
-FU51	FUSIB.CH10GG 6A 500V WIMEX	FUSI0540Y	1	5400106	WIMEX	FUSIBILI TRASFORMATORE 230V TRANSFORMER 230V FUSES TRANSFORMATORSICHERUNGEN 230V FUSIBLES TRANSFORMATEUR 230V FUSIBLES TRANSFORMADOR 24V
-FU51	PORTAFUS.PMX 1 X 38 1P WIMEX	POFU0310Y	1	5450121	WIMEX	FUSIBILI TRASFORMATORE 230V TRANSFORMER 230V FUSES TRANSFORMATORSICHERUNGEN 230V FUSIBLES TRANSFORMATEUR 230V FUSIBLES TRANSFORMADOR 24V
-FU52	FUSIB.CH10GG 10A 500V WIMEX	FUSI0560Y	1	5400110	WIMEX	FUSIBILI TRASFORMATORE 24V TRANSFORMER 24V FUSES TRANSFORMATORSICHERUNGEN 24V FUSIBLES TRANSFORMATEUR 24V FUSIBLES TRANSFORMADOR 24V
-FU52	PORTAFUS.PMX 1 X 38 1P WIMEX	POFU0310Y	1	5450121	WIMEX	FUSIBILI TRASFORMATORE 24V TRANSFORMER 24V FUSES TRANSFORMATORSICHERUNGEN 24V FUSIBLES TRANSFORMATEUR 24V FUSIBLES TRANSFORMADOR 24V
-FU56	PORTAFUS.PMX 3 X 38 3P WIMEX	POFU0330Y	1	5450124	WIMEX	FUSIBILI RELE' MIN E MAX TENSIONE MIN.-MAX. VOLTAGE RELAY FUSES SICH. RELAIS MIN.- MAX. SPANN. FUS. REL. TENS. MINI ET MAXI FUSIBLES RELE SEC. FASES
-FU56	FUSIB.CH10GG 2A 500V WIMEX	FUSI0520Y	3	5400102	WIMEX	FUSIBILI RELE' MIN E MAX TENSIONE MIN.-MAX. VOLTAGE RELAY FUSES SICH. RELAIS MIN.- MAX. SPANN. FUS. REL. TENS. MINI ET MAXI FUSIBLES RELE SEC. FASES
-FU181	FUSIB.CH10GG 10A 500V WIMEX	FUSI0560Y	3	5400110	WIMEX	FUSIBILI VENTILATORI MANDATA 2 DELIVERY FAN FUSE 2 VENTILATORSICHERUNG 2 FUSIBLE VENTILATEUR 2 ENTREGA VENTILADORES FUSIBLES 2
-FU181	PORTAFUS.PMX 3 X 38 3P WIMEX	POFU0330Y	1	5450124	WIMEX	FUSIBILI VENTILATORI MANDATA 2 DELIVERY FAN FUSE 2 VENTILATORSICHERUNG 2 FUSIBLE VENTILATEUR 2 ENTREGA VENTILADORES FUSIBLES 2
-FU210	FUSIB.CH10GG 16A 500V WIMEX	FUSI0580Y	3	5400116	WIMEX	FUSIBILI REGOLATORE DI GIRI 1 SPEED REGULATOR FUSE 1 SICHERUNGEN DREHZAHLREGLER 1 FUSIBLES RÉGULATEUR RÉGIME 1 FUSIBLES REGULADORES DE VELOCIDAD 1
-FU210	PORTAFUS.PMX 3 X 38 3P WIMEX	POFU0330Y	1	5450124	WIMEX	FUSIBILI REGOLATORE DI GIRI 1 SPEED REGULATOR FUSE 1 SICHERUNGEN DREHZAHLREGLER 1 FUSIBLES RÉGULATEUR RÉGIME 1 FUSIBLES REGULADORES DE VELOCIDAD 1
-FU220	FUSIB.CH10GG 16A 500V WIMEX	FUSI0580Y	3	5400116	WIMEX	FUSIBILI REGOLATORE DI GIRI 2 SPEED REGULATOR FUSE 2 SICHERUNGEN DREHZAHLREGLER 2 FUSIBLES RÉGULATEUR RÉGIME 2 FUSIBLES REGULADORES DE VELOCIDAD 2
-FU220	PORTAFUS.PMX 3 X 38 3P WIMEX	POFU0330Y	1	5450124	WIMEX	FUSIBILI REGOLATORE DI GIRI 2 SPEED REGULATOR FUSE 2 SICHERUNGEN DREHZAHLREGLER 2 FUSIBLES RÉGULATEUR RÉGIME 2 FUSIBLES REGULADORES DE VELOCIDAD 2
-FU302	FUSIB.5X20T 2,50A 250V WIMEX	FUSI0350Y	1	5000047	WIMEX	FUSIBILE AUSILIARIO 24V FUSE 24V AUXILIARY FUSE 24V FUSE 24V AUXILIAIRE FUSIBLE AUXILIAR 24V
-FU302	FUSE TERMINAL BLOCK - PTC 4-HESI PHO ENIX	ELMI793A	1	3270203	PHOENIX	FUSIBILE AUSILIARIO 24V FUSE 24V AUXILIARY FUSE 24V FUSE 24V AUXILIAIRE FUSIBLE AUXILIAR 24V
-KA05	RELE'MIN/MAX+SEQ 70.31.8.400.2022	RETZ1311Y	1	70.31.8.400.2022	FINDER	RELE' MIN E MAX TENSIONE MIN.-MAX. VOLTAGE RELAY RELAIS MIN.- MAX. SPANN. REL. TENS. MINI ET MAXI RELÉ DE VOLTAJE MÍNIMO Y MÁXIMO

# Distinta articoli Parts list Artikelstückliste Liste d'articles Lista de artículos

Sigla elemento funzionale Acronym element Akronymelement Élément d'acronymes Siglas elemento funcional	Numero tipo Type number Typnummer Número de type Numero tipo	Codice Code Kodex Code Codigo	Quantità Quantity Menge Quantité Cantidad	Fornitore supplier Lieferant fournisseur Surtidor		Descrizione Description Beschreibung Description Descripción
				Codice ordine Code order Kodieren Sie Auftrag Codez l'ordre Codigo pedido	Nome Name Name Nom Nombre	
-KA17	RELE' 4X7A 230V 55.34.8.230.0040	RETZ2377Y	1	55.34.8.230.0040	FINDER	RELE' ON/OFF VENTIL. MANDATA RELAY ON/OFF DELIVERY FAN(S) Relais EIN/AUS, Lüfter der Ausgabeeinheit ON/OFF RELAIS DE VENTILATEUR DE DISTRIBUTION RELÉ ENCENDIDO / APAGADO DEL VENTILADOR DE ENTREGA
-KA17	ZOCOLO X 55.32-34 94.04.SMA	RETZ2382Y	1	55.32-34 94.04.SMA	FINDER	RELE' ON/OFF VENTIL. MANDATA RELAY ON/OFF DELIVERY FAN(S) Relais EIN/AUS, Lüfter der Ausgabeeinheit ON/OFF RELAIS DE VENTILATEUR DE DISTRIBUTION RELÉ ENCENDIDO / APAGADO DEL VENTILADOR DE ENTREGA
-KA21	RELE' 4X7A 230V 55.34.8.230.0040	RETZ2377Y	1	55.34.8.230.0040	FINDER	RELE' ALLARME VENT COND FAN CONDENSER ALARM RELAY RELAIS VENTILATORALARM VERFLÜSSIGERS RELAIS ALARME VENTILATEUR CONDENSEUR RELÉ DE ALARMA DEL VENTILADOR DE CONDENSACIÓN
-KA21	ZOCOLO X 55.32-34 94.04.SMA	RETZ2382Y	1	55.32-34 94.04.SMA	FINDER	RELE' ALLARME VENT COND FAN CONDENSER ALARM RELAY RELAIS VENTILATORALARM VERFLÜSSIGERS RELAIS ALARME VENTILATEUR CONDENSEUR RELÉ DE ALARMA DEL VENTILADOR DE CONDENSACIÓN
-KA22	RELE' 4X7A 230V 55.34.8.230.0040	RETZ2377Y	1	55.34.8.230.0040	FINDER	RELE' ALLARME VENT COND FAN CONDENSER ALARM RELAY RELAIS VENTILATORALARM VERFLÜSSIGERS RELAIS ALARME VENTILATEUR CONDENSEUR RELÉ DE ALARMA DEL VENTILADOR DE CONDENSACIÓN
-KA22	ZOCOLO X 55.32-34 94.04.SMA	RETZ2382Y	1	55.32-34 94.04.SMA	FINDER	RELE' ALLARME VENT COND FAN CONDENSER ALARM RELAY RELAIS VENTILATORALARM VERFLÜSSIGERS RELAIS ALARME VENTILATEUR CONDENSEUR RELÉ DE ALARMA DEL VENTILADOR DE CONDENSACIÓN
-KA30	RELE' 4X7A 230V 55.34.8.230.0040	RETZ2377Y	1	55.34.8.230.0040	FINDER	RELE' ON-OFF RESISTENZE RELAY ON-OFF EL. HEATER RELAIS EIN-AUS ELEKTRISCHE HEIZUNG RELAIS ON-OFF CHAUFFAGE ELECTRIQUE RELÉ DE RESISTENCIA ON-OFF
-KA30	ZOCOLO X 55.32-34 94.04.SMA	RETZ2382Y	1	55.32-34 94.04.SMA	FINDER	RELE' ON-OFF RESISTENZE RELAY ON-OFF EL. HEATER RELAIS EIN-AUS ELEKTRISCHE HEIZUNG RELAIS ON-OFF CHAUFFAGE ELECTRIQUE RELÉ DE RESISTENCIA ON-OFF
-KA31	RELE' 4X7A 230V 55.34.8.230.0040	RETZ2377Y	1	55.34.8.230.0040	FINDER	RELE' ON-OFF RESISTENZE RELAY ON-OFF EL. HEATER RELAIS EIN-AUS ELEKTRISCHE HEIZUNG RELAIS ON-OFF CHAUFFAGE ELECTRIQUE RELÉ DE RESISTENCIA ON-OFF
-KA31	ZOCOLO X 55.32-34 94.04.SMA	RETZ2382Y	1	55.32-34 94.04.SMA	FINDER	RELE' ON-OFF RESISTENZE RELAY ON-OFF EL. HEATER RELAIS EIN-AUS ELEKTRISCHE HEIZUNG RELAIS ON-OFF CHAUFFAGE ELECTRIQUE RELÉ DE RESISTENCIA ON-OFF
-KA40	RELE' 4X7A 230V 55.34.8.230.0040	RETZ2377Y	1	55.34.8.230.0040	FINDER	RELE' SERRANDA DI ZONA AREA DAMPER RELAY BEREICH DÄMPFERRELAIS RELAIS D'AMORTISSEUR DE ZONE RELÉ DE OBTURADOR DE ZONA
-KA40	ZOCOLO X 55.32-34 94.04.SMA	RETZ2382Y	1	55.32-34 94.04.SMA	FINDER	RELE' SERRANDA DI ZONA AREA DAMPER RELAY BEREICH DÄMPFERRELAIS RELAIS D'AMORTISSEUR DE ZONE RELÉ DE OBTURADOR DE ZONA
-KA41	RELE' 4X7A 230V 55.34.8.230.0040	RETZ2377Y	1	55.34.8.230.0040	FINDER	RELE' ALLARME VENTILAZIONE E GUASTO SENSORE GAS VENTILATION ALARM AND GAS SENSOR FAILURE RELAY BELÜFTUNGALARM UND GASSENSOR-AUSFALLRELAIS ALARME DE VENTILATION ET RELAIS DE PANNE DU CAPTEUR DE GAZ FALLO DEL RELÉ DE ALARMA DE VENTILACIÓN Y SENSOR DE GAS
-KA41	ZOCOLO X 55.32-34 94.04.SMA	RETZ2382Y	1	55.32-34 94.04.SMA	FINDER	RELE' ALLARME VENTILAZIONE E GUASTO SENSORE GAS VENTILATION ALARM AND GAS SENSOR FAILURE RELAY BELÜFTUNGALARM UND GASSENSOR-AUSFALLRELAIS ALARME DE VENTILATION ET RELAIS DE PANNE DU CAPTEUR DE GAZ FALLO DEL RELÉ DE ALARMA DE VENTILACIÓN Y SENSOR DE GAS
-KAA30	RELE' 4X7A 24V 55.34.8.024.0040	RETZ2378Y	1	55.34.8.024.0040	FINDER	RELE' ALLARME GAS GAS ALARM RELAY GAS ALARM RELAY RELAIS D'ALARME GAZ RELÉ DE ALARMA DE GAS

# Distinta articoli Parts list Artikelstückliste Liste d'articles Lista de artículos

Sigla elemento funzionale Acronym element Akronymelement Élément d'acronymes Siglas elemento funcional	Numero tipo Type number Typnummer Número de type Numero tipo	Codice Code Kodex Code Codigo	Quantità Quantity Menge Quantité Cantidad	Fornitore supplier Lieferant fournisseur Surtidor		Descrizione Description Beschreibung Description Descripción
				Codice ordine Code order Kodieren Sie Auftrag Codez l'ordre Codigo pedido	Nome Name Name Nom Nombre	
-KAA30	ZOCCOLO X 55.32-34 94.04.SMA	RETZ2382Y	1	55.32-34 94.04.SMA	FINDER	RELE' ALLARME GAS GAS ALARM RELAY GAS ALARM RELAY RELAIS D'ALARME GAZ RELÉ DE ALARMA DE GAS
-KAVC1	RELE' 4X7A 230V 55.34.8.230.0040	RETZ2377Y	1	55.34.8.230.0040	FINDER	RELE' VENTILATORE CONDENSANTE 1 RELAY CONDENSING FAN 1 RELAY KONDENSIEREND FAN 1 RELAIS CONDENSING FAN 1 RELE VENTILADOR DE CONDENSACION 1
-KAVC1	ZOCCOLO X 55.32-34 94.04.SMA	RETZ2382Y	1	55.32-34 94.04.SMA	FINDER	RELE' VENTILATORE CONDENSANTE 1 RELAY CONDENSING FAN 1 RELAY KONDENSIEREND FAN 1 RELAIS CONDENSING FAN 1 RELE VENTILADOR DE CONDENSACION 1
-KAVC2	RELE' 4X7A 230V 55.34.8.230.0040	RETZ2377Y	1	55.34.8.230.0040	FINDER	RELE' VENTILATORE CONDENSANTE 2 RELAY CONDENSING FAN 2 RELAY KONDENSIEREND FAN 2 RELAIS CONDENSING FAN 2 RELE VENTILADOR DE CONDENSACION 2
-KAVC2	ZOCCOLO X 55.32-34 94.04.SMA	RETZ2382Y	1	55.32-34 94.04.SMA	FINDER	RELE' VENTILATORE CONDENSANTE 2 RELAY CONDENSING FAN 2 RELAY KONDENSIEREND FAN 2 RELAIS CONDENSING FAN 2 RELE VENTILADOR DE CONDENSACION 2
-KM1.1	TELER. 3RT20 26-1AL20 230V 25A	TELE082A	1	3RT20 26-1AL20	SIEMENS	TELERUTTORE COMPRESSORE 1 CIRCUITO 1 COMPRESSOR CONTACTOR 1 CIRCUIT 1 VERDICHTERSCHÜTZ 1 KREISLAUF 1 TÉLÉRUPTÉUR COMPRESSEUR 1 CIRCUIT 1 CONTACTOR DEL COMPRESOR 1 CIRCUITO 1
-KM1.2	TELER. 3RT20 26-1AL20 230V 25A	TELE082A	1	3RT20 26-1AL20	SIEMENS	TELERUTTORE COMPRESSORE 1 CIRCUITO 2 COMPRESSOR CONTACTOR 1 CIRCUIT 2 VERDICHTERSCHÜTZ 1 KREISLAUF 2 TÉLÉRUPTÉUR COMPRESSEUR 1 CIRCUIT 2 CONTACTOR DEL COMPRESOR 1 CIRCUITO 2
-KM2.1	TELER. 3RT20 26-1AL20 230V 25A	TELE082A	1	3RT20 26-1AL20	SIEMENS	TELERUTTORE COMPRESSORE 2 CIRCUITO 1 COMPRESSOR CONTACTOR 2 CIRCUIT 1 VERDICHTERSCHÜTZ 2 KREISLAUF 1 TÉLÉRUPTÉUR COMPRESSEUR 2 CIRCUIT 1 CONTACTOR DEL COMPRESOR 2 CIRCUITO 1
-KM2.2	TELER. 3RT20 26-1AL20 230V 25A	TELE082A	1	3RT20 26-1AL20	SIEMENS	TELERUTTORE COMPRESSORE 2 CIRCUITO 2 COMPRESSOR CONTACTOR 2 CIRCUIT 2 VERDICHTERSCHÜTZ 2 KREISLAUF 2 TÉLÉRUPTÉUR COMPRESSEUR 2 CIRCUIT 2 CONTACTOR DEL COMPRESOR 2 CIRCUITO 2
-L100	FERRITE FAIR-RITE 0475167281	ELMI084B	1	0475167281	FAIR-RITE	FERRITE FERRITE FERRIT FERRITE FERRITO
-M1.1		13,5kW	1			COMPRESSORE 1 CIRCUITO 1 COMPRESSOR 1 CIRCUIT 1 VERDICHTER 1 KREISLAUF 1 COMPRESSEUR 1 CIRCUIT 1 COMPRESOR 1 CIRCUITO 1
-M1.2		13,5kW	1			COMPRESSORE 1 CIRCUITO 2 COMPRESSOR 1 CIRCUIT 2 VERDICHTER 1 KREISLAUF 2 COMPRESSEUR 1 CIRCUIT 2 COMPRESOR 1 CIRCUITO 2
-M2.1		13,5kW	1			COMPRESSORE 2 CIRCUITO 1 COMPRESSOR 2 CIRCUIT 1 VERDICHTER 2 KREISLAUF 1 COMPRESSEUR 2 CIRCUIT 1 COMPRESOR 2 CIRCUITO 1
-M2.2		13,5kW	1			COMPRESSORE 2 CIRCUITO 2 COMPRESSOR 2 CIRCUIT 2 VERDICHTER 2 KREISLAUF 2 COMPRESSEUR 2 CIRCUIT 2 COMPRESOR 2 CIRCUITO 2
-M17		2,6kW	1	N°2 A3G800-AT21-01	EBM	VENTILATORE MANDATA 1 DELIVERY FAN 1 ABLUFVENTILATOR 1 VENTILATEUR REFOULEMENT 1 VENTILADOR DE ENTREGA 1

# Distinta articoli Parts list Artikelstückliste Liste d'articles Lista de artículos

Sigla elemento funzionale Acronym element Akronymelement Élément d'acronymes Siglas elemento funcional	Numero tipo Type number Typnummer Número de type Numero tipo	Codice Code Kodex Code Codigo	Quantità Quantity Menge Quantité Cantidad	Fornitore supplier Lieferant fournisseur Surtidor		Descrizione Description Beschreibung Description Descripción
				Codice ordine Code order Kodieren Sie Auftrag Codez l'ordre Codigo pedido	Nome Name Name Nom Nombre	
-M18		2,6kW	1	N°2 A3G800-AT21-01	EBM	VENTILATORE MANDATA 2 DELIVERY FAN 2 ABLUFVENTILATOR 2 VENTILATEUR REFOULEMENT 2 VENTILADOR DE ENTREGA 2
-M21		1,45kW	1			VENTILATORE CONDENSANTE 1 COND. FAN 1 VERFLUESSIGERVENTILATOR 1 COND. VENTILATEUR 1 VENTILADOR DE CONDENSACIÓN 1
-M22		1,45kW	1			VENTILATORE CONDENSANTE 2 COND. FAN 2 VERFLUESSIGERVENTILATOR 2 COND. VENTILATEUR 2 VENTILADOR DE CONDENSACIÓN 2
-M23		1,45kW	1			VENTILATORE CONDENSANTE 3 COND. FAN 3 VERFLUESSIGERVENTILATOR 3 COND. VENTILATEUR 3 VENTILADOR DE CONDENSACIÓN 3
-M24		1,45kW	1			VENTILATORE CONDENSANTE 4 COND. FAN 4 VERFLUESSIGERVENTILATOR 4 COND. VENTILATEUR 4 VENTILADOR CONDENSACION 2 CIRCUITO 1
-M181		2,6kW	1	N°2 A3G800-AT21-01	EBM	VENTILATORE MANDATA 3 DELIVERY FAN 3 ABLUFVENTILATOR 3 VENTILATEUR REFOULEMENT 3 VENTILADOR DE ENTREGA 3
-PE		-	1			BARRA DI TERRA EARTH BAR MASSE STAB BARRE DE LA TERRE TOMA DE TIERRA
-Q1	INTERR.SIRCO CD 200A 3P CDO FRON	INTE048A	1	26003019	SOCOME	SEZIONATORE GENERALE MAIN SWITCH HAUPTSCHALTER SECTIONNEUR GENERAL INTERRUPTOR GENERAL
-Q1	MANIGLIA R/G SIRCO 125-630A	ELMI019A	1	14242111	SOCOME	SEZIONATORE GENERALE MAIN SWITCH HAUPTSCHALTER SECTIONNEUR GENERAL INTERRUPTOR GENERAL
-Q1	PROLUNGA ASSE 320MM 125/630A	ELVA010A	1	14001032	SOCOME	SEZIONATORE GENERALE MAIN SWITCH HAUPTSCHALTER SECTIONNEUR GENERAL INTERRUPTOR GENERAL
-Q1	SCHERMO PROT 3 POLI 125A-CD200A	ELVA028A	1	26983012	SOCOME	SEZIONATORE GENERALE MAIN SWITCH HAUPTSCHALTER SECTIONNEUR GENERAL INTERRUPTOR GENERAL
-R1.1		-	1			RESISTENZA COMPRESSORE 1 CIRCUITO 1 COMPRESSOR HEATER 1 CIRCUIT 1 HEIZELEMENT VERDICHTER 1 KREISLAUF 1 RÉSISTANCE COMPRESSEUR 1 CIRCUIT 1 RESISTENCIA COMPRESOR 1 CIRCUITO 1
-R1.2		-	1			RESISTENZA COMPRESSORE 1 CIRCUITO 2 COMPRESSOR HEATER 1 CIRCUIT 2 HEIZELEMENT VERDICHTER 1 KREISLAUF 2 RÉSISTANCE COMPRESSEUR 1 CIRCUIT 2 RESISTENCIA DEL COMPRESOR 1 CIRCUITO 2
-R2.1		-	1			RESISTENZA COMPRESSORE 2 CIRCUITO 1 COMPRESSOR HEATER 2 CIRCUIT 1 HEIZELEMENT VERDICHTER 2 KREISLAUF 1 RÉSISTANCE COMPRESSEUR 2 CIRCUIT 1 RESISTENCIA DEL COMPRESOR 2 CIRCUITO 1
-R2.2		-	1			RESISTENZA COMPRESSORE 2 CIRCUITO 2 COMPRESSOR HEATER 2 CIRCUIT 2 HEIZELEMENT VERDICHTER 2 KREISLAUF 2 RÉSISTANCE COMPRESSEUR 2 CIRCUIT 2 RESISTENCIA DEL COMPRESOR 2 CIRCUITO 2

# Distinta articoli Parts list Artikelstückliste Liste d'articles Lista de artículos

Sigla elemento funzionale Acronym element Akronymelement Élément d'acronymes Siglas elemento funcional	Numero tipo Type number Typnummer Número de type Numero tipo	Codice Code Kodex Code Codigo	Quantità Quantity Menge Quantité Cantidad	Fornitore supplier Lieferant fournisseur Surtidor		Descrizione Description Beschreibung Description Descripción
				Codice ordine Code order Kodieren Sie Auftrag Codez l'ordre Codigo pedido	Nome Name Name Nom Nombre	
-R10		-	1			RESIST.ANTIGELO PER VASCHETTA RACCOGLI CONDENSA C.1 NO-FROST HEATER FOR CONDENSATE DRAIN PAN C.1 NOFROST-HEIZUNG FÜR KONDENSATOABLASSWANNE C.1 NO-FROST POUR CHAUFFE PAN C. EVACUATION DES COND.1 RESISTENCIA ANTICONGELANTE BANDEJA RECOGEDORA DE CONDENSADO C.1
-R11		-	1			RESISTENZA ANTIGELO VASCHETTA CONDENSANTE PAN FROST RESISTANCE CONDENSING PAN FROST WIDERSTAND KONDENSIEREND PAN RÉSISTANCE AU GEL CONDENSATION DEPÓSITO DE CONDENSACIÓN DE RESISTENCIA ANTICONGELANTE
-R12		-	1			RESIST.ANTIGELO PER VASCHETTA RACCOGLI CONDENSA C.2 NO-FROST HEATER FOR CONDENSATE DRAIN PAN C.2 NOFROST-HEIZUNG FÜR KONDENSATOABLASSWANNE C.2 NO-FROST POUR CHAUFFE PAN C. EVACUATION DES COND.2 RESISTENCIA ANTICONGELANTE BANDEJA RECOGEDORA DE CONDENSADO C.2
-R13		-	1			RESISTENZA ANTIGELO VASCHETTA CONDENSANTE PAN FROST RESISTANCE CONDENSING PAN FROST WIDERSTAND KONDENSIEREND PAN RÉSISTANCE AU GEL CONDENSATION DEPÓSITO DE CONDENSACIÓN DE RESISTENCIA ANTICONGELANTE
-SF	RIVEL.TERM.FUOCO+ZOCC.24VDC	MICA2425	1	SFFF000000	CAREL	SENSORE FUOCO FIRE DETECTOR FEUERFUEHLER DETECTION FEU SENSOR FUEGO
-SPA		-	1			ALLARME FILTRI SPORCHI CLOGGED FILTERS ALARM ALARM FILTER SCHMUTZIG ALARME FILTRES SALES ALARMA FILTROS SUCIOS
-SPD1		-	1			SENSORE PORTATA ARIA MANDATA SAND OUT AIR FLOW SENSOR SAND OUT LUFTSTROMSENSOR CAPTEUR DE DÉBIT D'AIR DE SABLE SENSOR CAUDAL DE AIRE
-SPD3		-	1			TRASDUTTORE DI PRESSIONE CANALE DI MANDATA DELIVERY CHANNEL PRESSURE TRANSDUCER LIEFERKANAL-DRUCK-TRANSDUCER TRANSDUCTEUR DE PRESSION DE CANAL DE LIVRAISON TRANSDUCTOR DE PRESIÓN DEL CANAL DE ENTREGA
-SPH1		-	1			PRESSOSTATO ALTA 1 HIGH PRESSURE SWITCH 1 HD-DRUCKSCHALTER 1 PRESSOSTAT HP 1 INTERRUPTOR DE ALTA PRESION 1
-SPH2		-	1			PRESSOSTATO ALTA 2 HIGH PRESSURE SWITCH 2 HD-DRUCKSCHALTER 2 PRESSOSTAT HP 2 INTERRUPTOR DE ALTA PRESION 2
-SS	RILEV.DI FUMO + ZOC. 24VDC	MICA2435	1	SFFS000000	CAREL	SENSORE FUMO SMOKE DETECTOR RAUCHFUEHLER DETECTION FUMEE SENSOR HUMO
-ST1	TERM.BIMET.CLICSON 40°	TERM006A	1		VENTIL	SENSORE TEMPERATURA TEMPERATURE PROBE TEMPERATURFUEHLER CAPTEUR TEMPERATURE SENSOR TEMPERATURA
-TC1	TRASF.800VA+200VA 400-415-440V/0-230 0-24	TRAF047A	1	1000VA		TRASFORMATORE TRANSFORMER TRAFO TRANSFORMATEUR TRANSFORMADOR
-TC3	ALIM. HDR15-12 230Vac/12Vdc 15W	ELVA732A	1	HDR-15-12	MEANWELL	ALIMENTATORE POWER SUPPLY STROMVERSORGUNG SOURCE DE COURANT PLACA CONTROL
-TC50	POWER SUPPLY FOR PGDX	MICA235A	2	PGTA00TRX0	CAREL	ALIMENTATORE POWER SUPPLY STROMVERSORGUNG SOURCE DE COURANT PLACA CONTROL

