

Installation service space

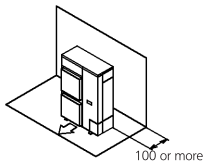
The measure of these values is "mm".

(A) When there are obstacles on suction sides.

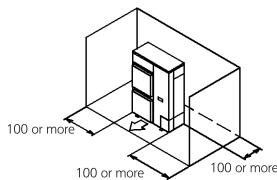
● No obstacle above

① Stand-alone installation

- Obstacle on the suction side only

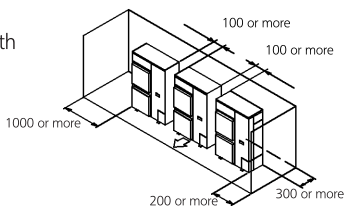


- Obstacle on both sides and suction side, too



② Series installation (2 or more) (Note 1)

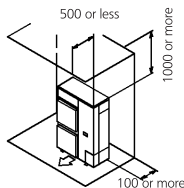
- Obstacle on the suction side and both sides



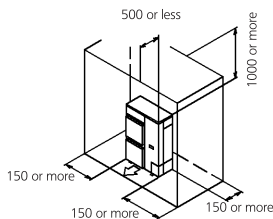
● Obstacle above, too.

① Stand-alone installation

- Obstacle on the suction side, too

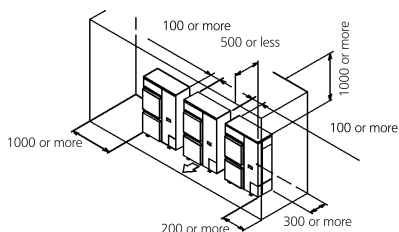


- Obstacle on both sides and suction side, too



② Series installation (2 or more) (Note 1)

- Obstacle on the suction side and both sides

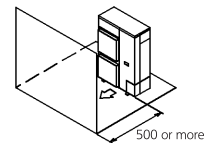


(B) When there are obstacles on discharge sides.

● No obstacle above

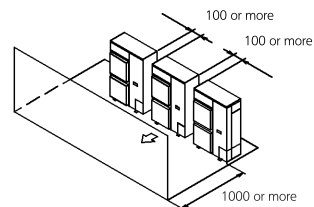
① Stand-alone installation

- Obstacle on the discharge side only



② Series installation (2 or more) (Note 1)

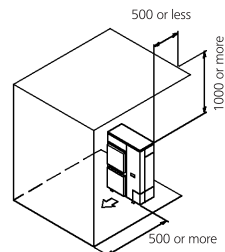
- Obstacle on the discharge side only



● Obstacle above, too

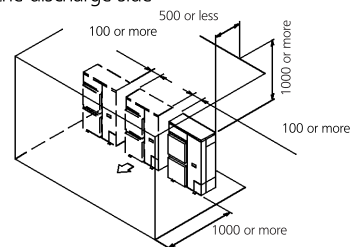
① Stand-alone installation

- Obstacle on the discharge side only, too



② Series installation (2 or more) (Note 1)

- Obstacle on the discharge side



(C) When there are obstacles on both suction and discharge sides.:

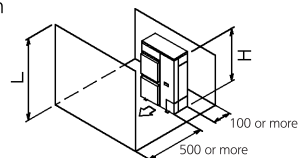
Pattern 1

When the obstacles on the discharge side is higher than the unit. (L>H)
(There is no limit for the height of obstructions on the suction side.)

● No obstacle above

① Stand-alone installation

- No obstacle above



② Series installation (2 or more) (Note 1)

- No obstacle above

