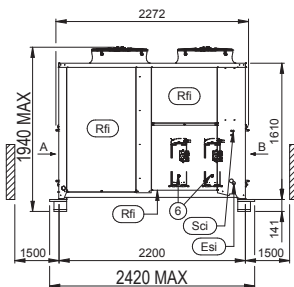
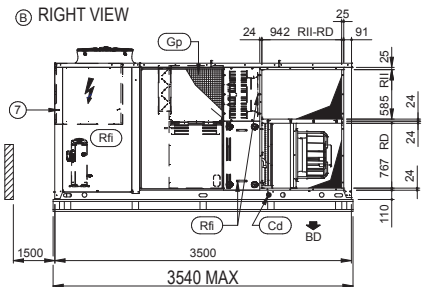
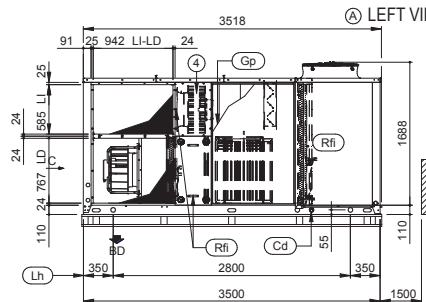


# UATYQ50-55AFC3Y1

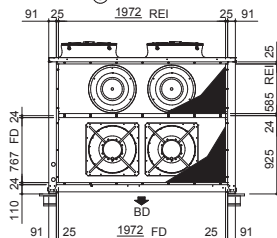
Ⓑ RIGHT VIEW



Ⓐ LEFT VIEW



Ⓒ BACK VIEW



## DENOMINATION

- 1) Condensing coil
- 2) Evaporating coil
- 3) Discharge fan
- 4) Intake fan
- 5) EU4 filter
- 6) Compressor
- 7) Electrical panel
- 8) Mixing air damper
- 9) External air damper
- 10) Expulsion air damper

## Discharge air direction

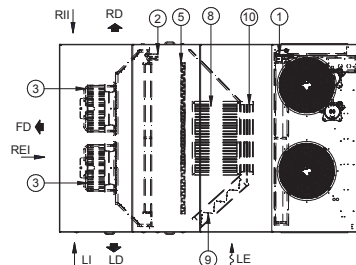
- FD= Frontal discharge
- LD= Left discharge
- RD=Right discharge
- BD=Bottom discharge

## Intake air direction

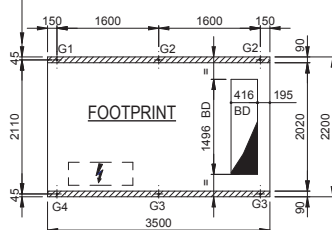
- REI=Rear intake
- RII=Right intake
- LI=Left intake

## External air direction

- LE=Left external air



Antivibration isolators holes Ø22



|     |                       |     |                         |
|-----|-----------------------|-----|-------------------------|
| Gp  | GRID PROTECTIONS      | Esi | ELECTRICAL SUPPLY INLET |
| Cd  | CONDENSATE DRAIN      | Sci | SIGNAL CABLES INLET     |
| Rfi | REMOVE FOR INSPECTION | Lh  | LIFTING HOLES Ø55       |

|               | [Kg] |                  |     |     |     | ANTIVIBRATION ISOLATOR CODE |
|---------------|------|------------------|-----|-----|-----|-----------------------------|
|               |      | OPERATING WEIGHT | G1  | G2  | G3  |                             |
| UATYQ50AFC3Y1 | 1535 | 309              | 207 | 243 | 326 | UATYQAVM1                   |
| UATYQ55AFC3Y1 | 1561 | 316              | 209 | 246 | 335 |                             |