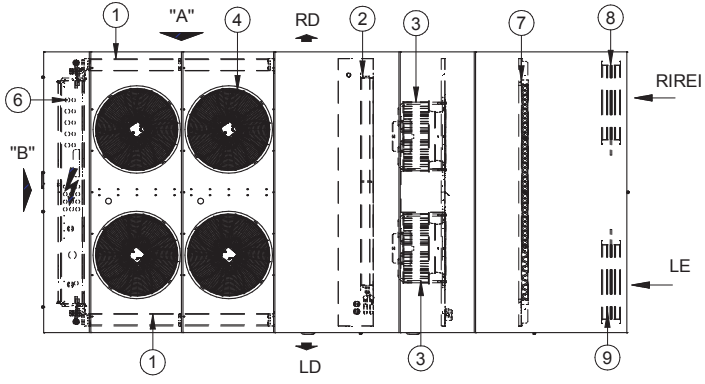
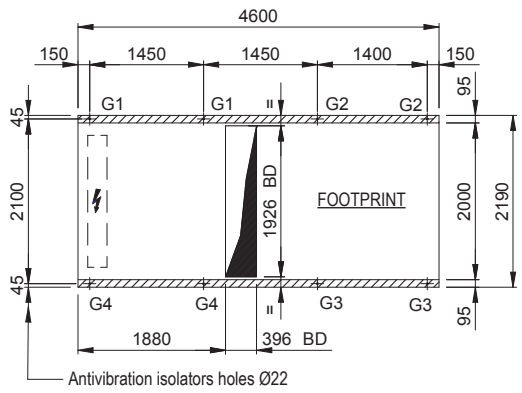
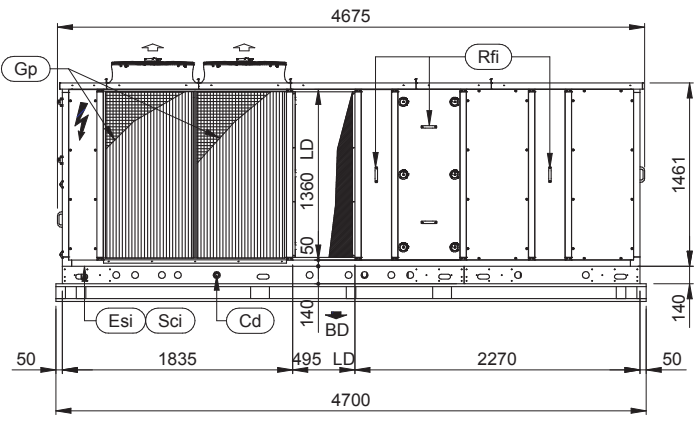
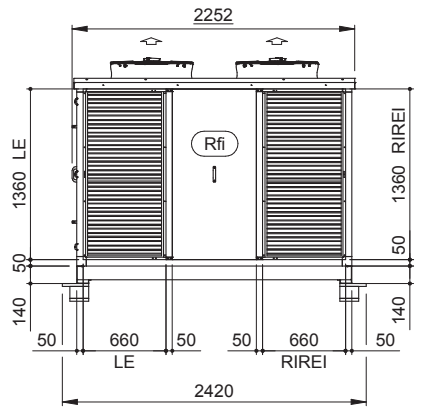
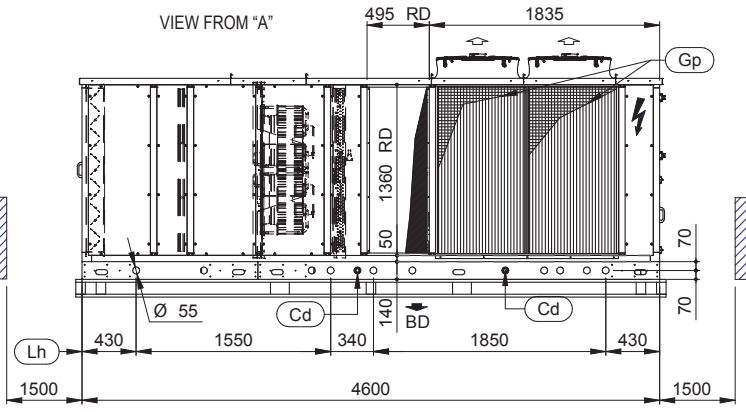
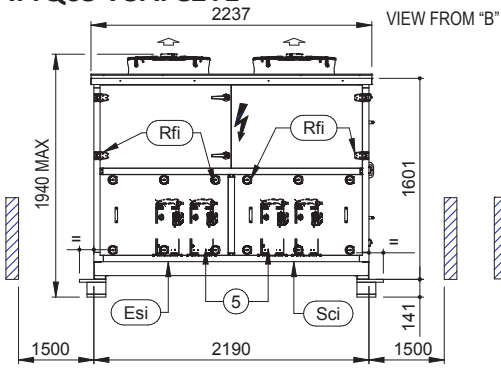


# UATYQ65-75AFC2Y1



### DENOMINATION

- 1) Condensing coil
- 2) Evaporating coil
- 3) Discharge fan
- 4) Condensing fan
- 5) Compressor
- 6) Electrical panel
- 7) EU4 air filter
- 8) Damper intake
- 9) External air Damper

- Discharge air direction** →
- BD=Bottom discharge
  - LD= Left discharge
  - RD=Right discharge
- Intake air direction** →
- LE=Left external air
  - RIREI=Right rear intake

Gp	GRID PROTECTIONS	Lh	LIFTING HOLES Ø55		CLEARANCES
Cd	CONDENSATE DRAIN	Rfi	REMOVE FOR INSPECTION	Esi	ELECTRICAL SUPPLY INLET
				Sci	SIGNAL CABLES INLET

		[Kg]					
		OPERATING WEIGHT	G1	G2	G3	G4	ANTIVIBRATION ISOLATOR CODE
UATYQ65AFC2Y1	1698	254	143	163	289		UATYQAVM1
UATYQ75AFC2Y1	1726	257	142	165	299		