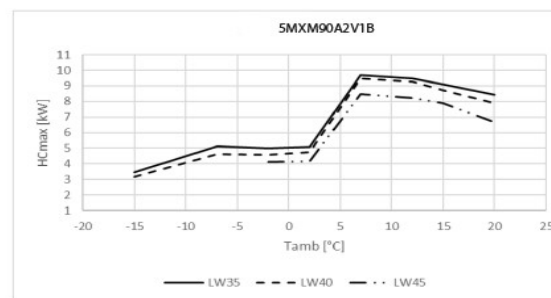
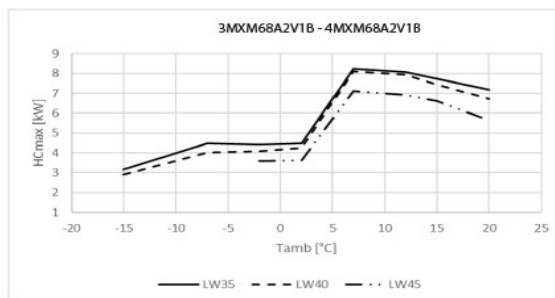
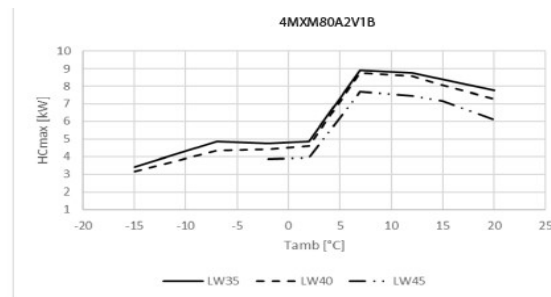
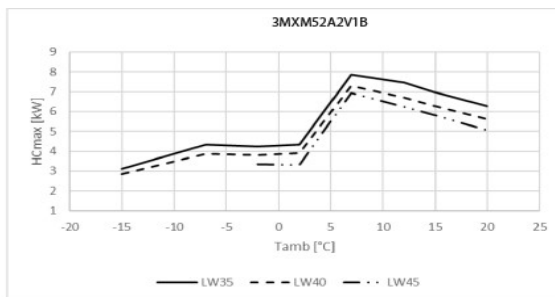


Maximum heating capacity - integrated value													
	LWT [°C]	25		30		35		40		45		50	
	T <sub>amb</sub> [°C]	HC [kW]	PI [kW]	HC [kW]	PI [kW]	HC [kW]	PI [kW]	HC [kW]	PI [kW]	HC [kW]	PI [kW]	HC [kW]	PI [kW]
3MXM52A2V1B	-15	3,69	1,80	3,22	1,75	3,11	1,79	2,84	1,69				
	-7	5,28	1,60	4,81	1,71	4,35	1,86	3,86	2,07				
	-2	4,88	1,42	4,51	1,49	4,25	1,62	3,82	1,73	3,35	1,94		
	2	4,79	1,28	4,48	1,35	4,33	1,49	3,89	1,56	3,31	1,57		
	7	8,73	2,20	8,25	2,23	7,85	2,28	7,30	2,29	6,94	2,48	6,48	2,43
	12	8,29	1,71	7,84	1,73	7,45	1,81	6,72	1,78	6,24	1,94	5,71	1,80
	15	7,94	1,20	7,51	1,50	6,98	1,28	6,28	1,56	5,83	1,66	5,06	1,53
	20	7,25	1,06	6,85	1,08	6,28	1,15	5,62	1,21	5,06	1,33	3,96	1,10
3MXM68A2V1B	-15	3,94	1,88	3,33	1,78	3,17	1,79	2,91	1,70				
	-7	5,46	1,63	4,98	1,73	4,50	1,88	4,01	2,11				
	-2	5,05	1,44	4,71	1,53	4,40	1,65	4,09	1,81	3,59	2,04		
	2	4,96	1,30	4,72	1,39	4,48	1,51	4,25	1,67	3,64	1,69		
	7	9,61	2,37	9,01	2,39	8,25	2,35	8,10	2,49	7,12	2,50	6,58	2,41
	12	9,51	1,92	8,92	1,93	8,09	1,93	7,94	2,06	6,91	2,10	6,31	1,96
	15	9,23	1,37	8,65	1,70	7,76	1,39	7,45	1,81	6,62	1,85	5,85	1,74
	20	8,75	1,26	8,20	1,27	7,18	1,29	6,72	1,42	5,63	1,45	5,06	1,38
4MXM68A2V1B	-15	3,94	1,88	3,33	1,78	3,17	1,79	2,91	1,70				
	-7	5,46	1,63	4,98	1,73	4,50	1,88	4,01	2,11				
	-2	5,05	1,44	4,71	1,53	4,40	1,65	4,09	1,81	3,59	2,04		
	2	4,96	1,30	4,72	1,39	4,48	1,51	4,25	1,67	3,64	1,69		
	7	9,61	2,37	9,01	2,39	8,25	2,35	8,10	2,49	7,12	2,50	6,58	2,41
	12	9,51	1,92	8,92	1,93	8,09	1,93	7,94	2,06	6,91	2,10	6,31	1,96
	15	9,23	1,37	8,65	1,70	7,76	1,39	7,45	1,81	6,62	1,85	5,85	1,74
	20	8,75	1,26	8,20	1,27	7,18	1,29	6,72	1,42	5,63	1,45	5,06	1,38
4MXM80A2V1B	-15	4,25	1,94	3,60	1,83	3,43	1,84	3,14	1,75				
	-7	5,91	1,67	5,38	1,78	4,86	1,94	4,34	2,17				
	-2	5,46	1,48	5,10	1,57	4,76	1,70	4,42	1,87	3,88	2,10		
	2	5,36	1,34	5,10	1,43	4,85	1,55	4,59	1,72	3,93	1,74		
	7	10,39	2,44	9,74	2,46	8,92	2,42	8,76	2,56	7,70	2,57	7,11	2,49
	12	10,29	1,98	9,64	1,99	8,74	1,99	8,58	2,12	7,47	2,16	6,83	2,01
	15	9,97	1,41	9,35	1,75	8,38	1,43	8,06	1,87	7,16	1,90	6,33	1,79
	20	9,46	1,30	8,87	1,30	7,76	1,33	7,27	1,46	6,08	1,49	5,48	1,42
5MXM90A2V1B	-15	4,25	1,94	3,60	1,96	3,43	1,84	3,14	1,75				
	-7	6,21	1,76	5,67	1,88	5,14	2,05	4,61	2,31				
	-2	6,04	1,69	5,50	1,74	4,99	1,79	4,59	1,89	4,11	2,34		
	2	6,14	1,63	5,61	1,64	5,08	1,65	4,73	1,68	4,15	2,06		
	7	11,12	2,72	10,48	2,74	9,68	2,76	9,48	2,79	8,46	2,83	7,87	2,86
	12	11,01	2,20	10,37	2,22	9,48	2,27	9,29	2,32	8,21	2,38	7,56	2,31
	15	10,68	1,57	10,06	1,95	9,10	1,63	8,72	2,04	7,87	2,10	7,01	2,06
	20	10,12	1,44	9,54	1,45	8,42	1,52	7,87	1,59	6,69	1,64	6,06	1,63



**Symbols**

- HC Heating capacity at maximum operating frequency, measured according to EN 14511
- PI Power input is the total input of indoor and outdoor units, including the circulation pump; according to EN 14511.

- LWT Leaving water condensor temperature [°C]
- Tamb Ambient temperature

**Conditions**

Heating capacity

Capacity according to standard EN 14511 and valid for heated water range ΔT = 3~8°C.

Power input

Power input is the total input of indoor and outdoor units, including the circulation pump; according to EN 14511.

**Notes**

The capacity and the power input are at maximum operation.