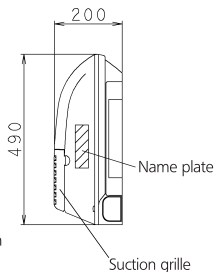
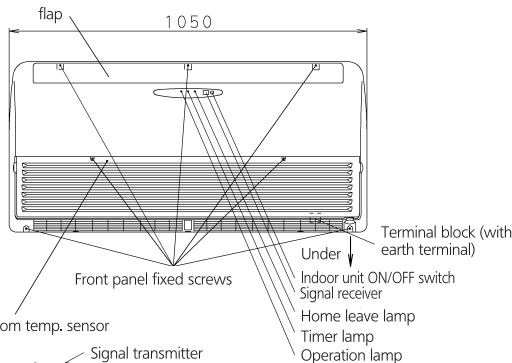
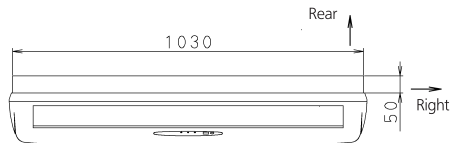


# FLXS50-60B

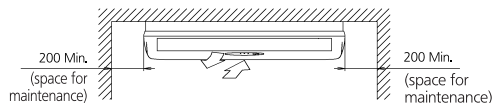
## Ceiling suspended installation

The mark (→) shows piping direction

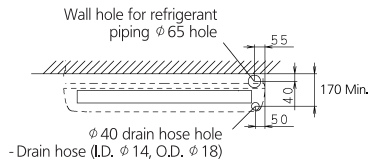
Required space (Ceiling suspended)  
(for performance and maintenance)



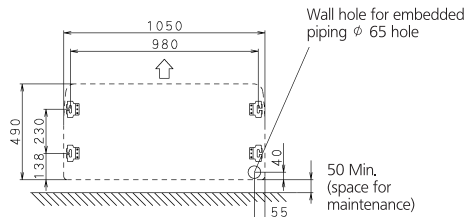
⇨ Air flow (indoor)



- Liquid pipe (φ 6.4 CuT)
- Gas pipe (φ 12.7 CuT)

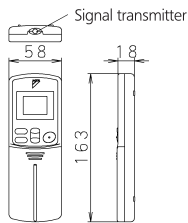
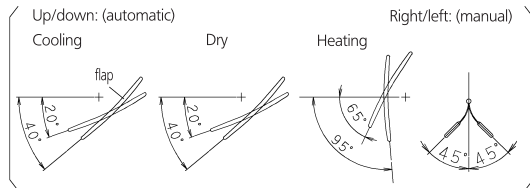


Standard locations of wall holes



Location of suspension bolts

Blade angle



Infrared remote controller

ARC433B67