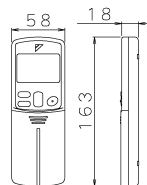

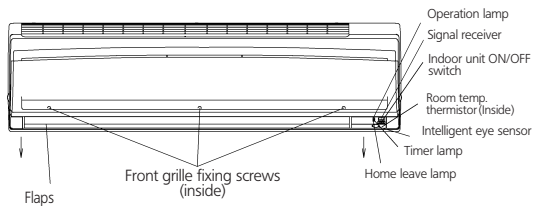
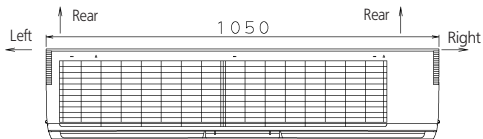


FTKS50-60F

The mark (→) shows piping direction

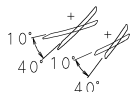


Infrared remote control
(ARC433B71)

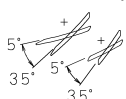
Blade angles

Horizontal blade
(Automatic)

Cooling



Dry



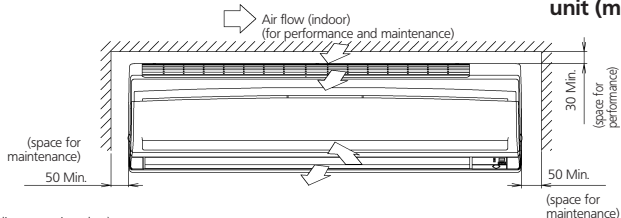
Fan



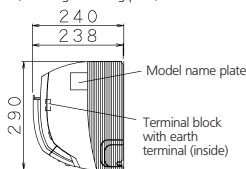
Vertical blade (Automatic)



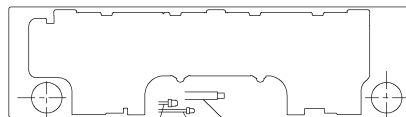
unit (mm)



(Including mounting plate)

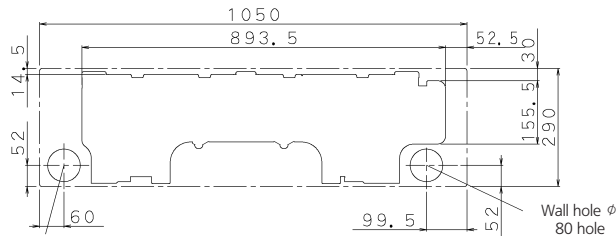


Required space



Gas pipe 12.7CuT (The length of pipe outside the unit: about 430)
Drain hose for VP13 (connecting part I.D.14.0, O.D.18.0)

Liquid pipe $\phi 6.4$ CuT (the length of pipe outside the unit: about 480)
(The hose length on the outside of the unit is approx. 530)



Wall hole for embedded piping
 $\phi 80$ hole

Wall hole $\phi 80$ hole

Standard locations of wall holes