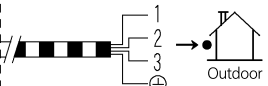
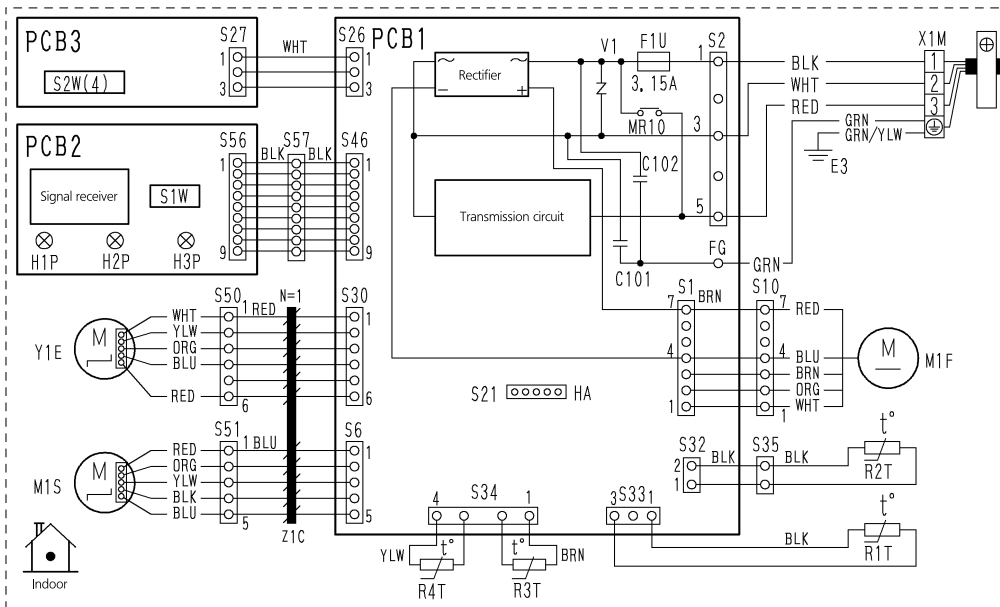
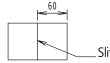


FVXG-K



CAUTION

Note that operation will restart automatically if the main power supply is turned off and then back on again.

1. Size: length 75 x width 120.
 2. Refer to purchasing specification AS303002, unless otherwise specified.
 3. This drawing was drawn on CAD system.
 4. Background: White
Printing: Black
 5. Refer to this schematic dwg. For type face, character height and character layout.
 6. Coat the reverse side with pressure sensitive adhesive.
 7. Provide a slit in crosswise direction on separate liner.
- 
8. refer to AS(Y)303004 unless otherwise specified.
 9. After printing apply coating mat on face side.



- ⊕ : Protective earth
- F1U : Fuse
- H1P~H3P : Pilot lamp
- M1F : Fan motor
- M1S : Swing motor
- PCB1~PCB3 : Printed circuit board
- R1T~R4T : Thermistor

- S1~S57 : Connector
- S1W : Operation switch
- S2W(4) : Upward air flow limit switch
- X1M : Terminal strip
- E3 : Earth terminal (heat. ex)
- Y1E : Electronic expansion valve coil
- Z1C : Ferrite core