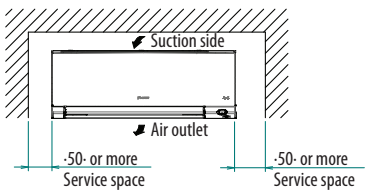
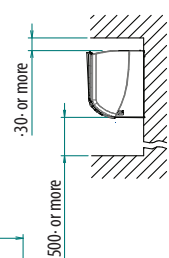


FTXTM30A

Required space for service and ventilation

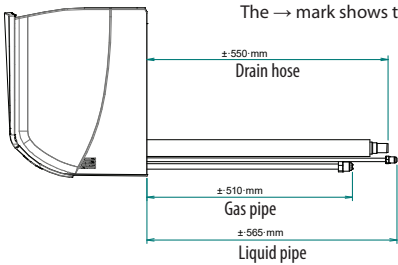


Minimum space for air passage

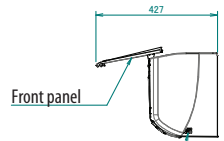


NOTES

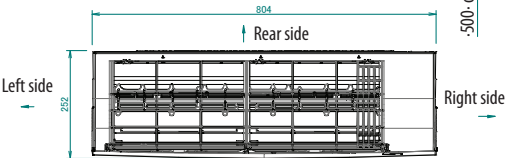
The → mark shows the piping direction.



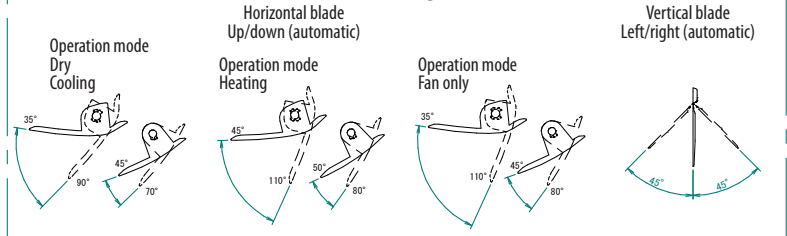
Dimensions of fully opened front panel



Room temperature sensor
Located inside of the unit

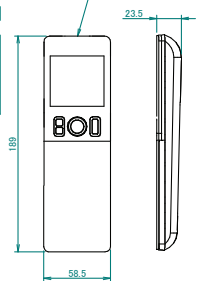


Blade angle



Wireless remote control
(ARC466A83)

Signal transmitter



Nameplate
Located inside of the unit

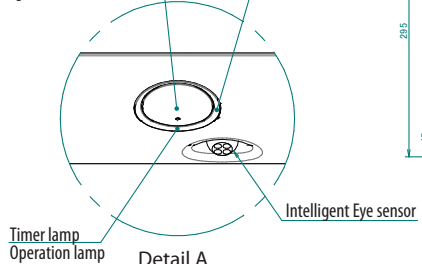


Front grille fixing screws
Located inside of the unit
Horizontal blade

WLAN label
Located inside of the unit

Indoor unit On/OFF switch
Signal receiver unit

Intelligent Eye lamp



Standard location of holes in the wall

