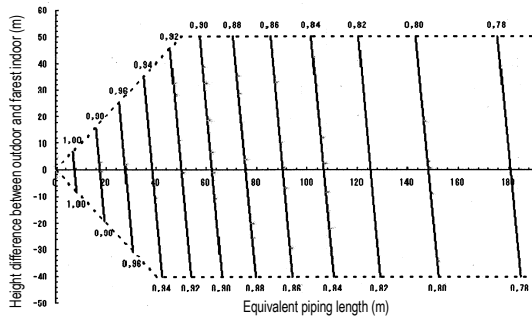
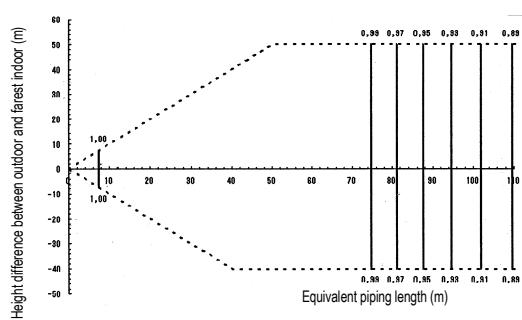


Correction ratio for cooling capacity



Correction ratio for heating capacity



3TW31472-1

NOTES

- These figures illustrate the correction ratio for piping length in capacity for a standard indoor unit system at maximum load (with the thermostat set to maximum) under standard conditions. Moreover, under partial load conditions, there is only a minor deviation for the capacity correction ratio, shown in the above figures.
- With this outdoor unit, constant evaporating pressure control when cooling and constant condensing pressure control when heating is carried out.
- Method of calculating the capacity of the outdoor units.

The maximum capacity of the system will be either the total capacity of the indoor units or the maximum capacity of the outdoor units as mentioned below, whichever is smaller.

Condition: Indoor connection ratio does not exceed 100%

Maximum capacity of outdoor units = Capacity of outdoor units from capacity table at 100% connection ratio X Correction ratio of piping to farest indoor

Condition: Indoor connection ratio exceeds 100%

Maximum capacity of outdoor units = Capacity of outdoor units from capacity table at installed% connection ratio X Correction ratio of piping to farest indoor

- When level difference is 50m or more and equivalent pipe length is 90m or more, the diameter of the main gas and liquid pipes (outdoor unit - branch sections) must be increased. For new diameters, see below.

Model	gas	liquid
RXYQ48P	41.3	22.2

- When the pipe length after the first refrigerant branch kit is more than 40m, pipe size between first and final branch kit must be increased (refer also to installation manual).

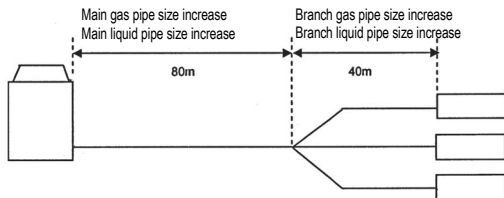
Model	gas	liquid
RXYQ48P	41.3	19.1

- Equivalent length used in the above figures is based upon the following equivalent length equivalent piping length = equivalent length of main pipe X correction factor + equivalent length of branch pipes x correction factor. Choose the correction factor from the following table.

When cooling capacity is calculated: gas pipe size
 When heating capacity is calculated: liquid pipe size

	Correction factor	
	Standard size	Size increase
Cooling (gas pipe)	1.0	0.5
Heating (liquid pipe)	1.0	0.5

Example



In the above case:
 (Cooling) Overall equivalent length= 80m x 1.0 + 40m x 1.0 = 120m
 (Heating) Overall equivalent length= 80m x 0.5 + 40m x 1.0 = 80m

The rate of change in:
 Cooling capacity when height difference = 0 is thus approximately 0.83
 Heating capacity when height difference = 0 is thus approximately 0.92