REYA13A9
REYA14A9

Correction ratio for cooling capacity

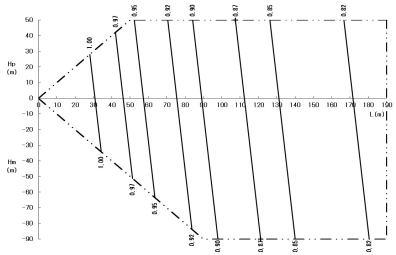

Correction ratio for heating capacity

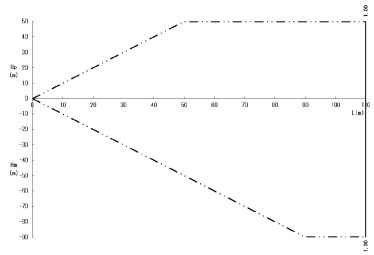

Legend

Hp: Maximum level difference (m) between outdoor and indoor units when the outdoor unit is positioned higher than the indoor units.

Hm: Maximum level difference (m) between outdoor and indoor units when the outdoor unit is positioned lower than the indoor units.

L: Equivalent piping length [m]

Notes

1. These figures illustrate the capacity correction factor due to the piping length for a standard indoor unit system at maximum load (with the thermostat set to maximum), under standard conditions. Moreover, under partial load conditions, there is only a minor deviation for the capacity correction ratio, as shown it the above figures.

2. Method of calculating the capacity of the outdoor units.
The maximum capacity of the system will be either the total capacity of the indoor units or the maximum capacity of the outdoor units as mentioned below, whichever is less.

Indoor connection ratio ≤ 100%.

Maximum capacity of outdoor units	=	Capacity of outdoor units from capacity table at 100% connection ratio.	X	Correction ratio of piping to furthest indoor unit

Indoor connection ratio > 100%.

Maximum capacity of outdoor units	=	Capacity of outdoor units from capacity table at installed connection ratio.	X	Correction ratio of piping to furthest indoor unit

3. Main liquid pipe size increase

Model	Standard liquid side Ø	Increased liquid side Ø
13+14HP	12,7	15,9

For the allowed system setups and the rules for when to increase the main liquid piping diameter, refer to the installation manual.

4. Overall equivalent length for calculating heating capacity

Overall equivalent length	=	Equivalent length of the main pipe	X	Correction factor	+	Equivalent length of the branch pipes

Choose the correction factor from the following table.

Model	Correction factor for heating capacity	
	Standard liquid size	Increased liquid size
13+14HP	1	0,3

5. Overall equivalent length for calculating cooling capacity

Overall equivalent length	=	Equivalent length of the main pipe	X	0,5	+	Equivalent length of the branch pipes

6. Example ·14HP·

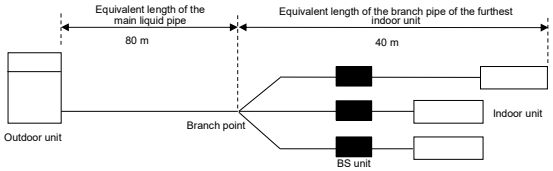

Overall equivalent length
- Cooling mode = 80 m x 0,5 + 40 m = 80 m
- Heating mode = 80 m x 0,3 + 40 m = 64 m

Capacity correction ratio (height difference = 0)
- Cooling mode = 0,91
- Heating mode = 1,00