

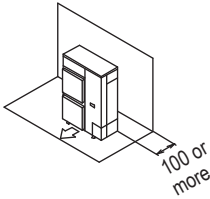
Required installation space

The unit of the values is mm.

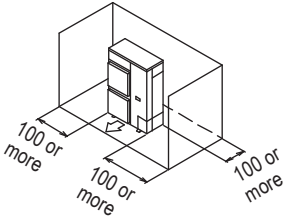
1. Where there is an obstacle on the suction side:

(a) No obstacle above

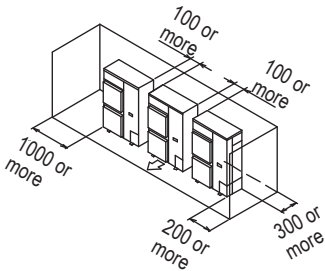
- (1) Stand-alone installation
 - Obstacle on the suction side only



- Obstacle on both sides

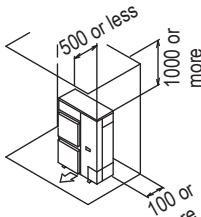


- (2) Series installation (2 or more) (note)
 - Obstacle on both sides

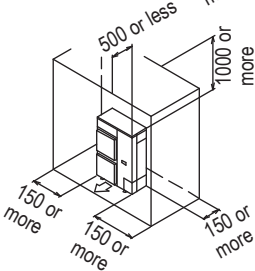


(b) Obstacle above, too

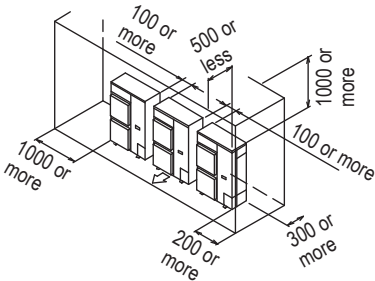
- (1) Stand-alone installation
 - Obstacle on the suction side, too



- Obstacle on the suction side and both sides



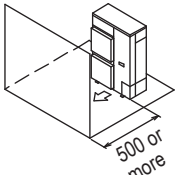
- (2) Series installation (2 or more) (note)
 - Obstacle on the suction side and both sides



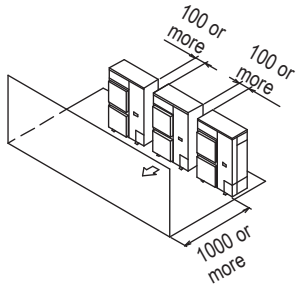
2. Where there is an obstacle on the discharge side:

(a) No obstacle above

- (1) Stand-alone installation

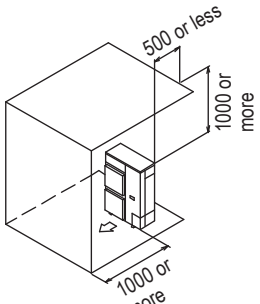


- (2) Series installation (2 or more) (note)

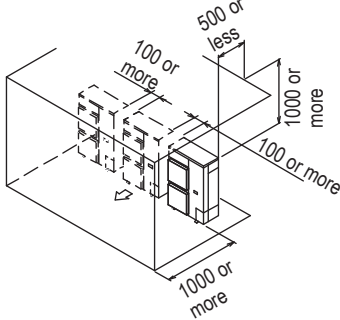


(b) Obstacle above, too

- (1) Stand-alone installation



- (2) Series installation (2 or more) (note)



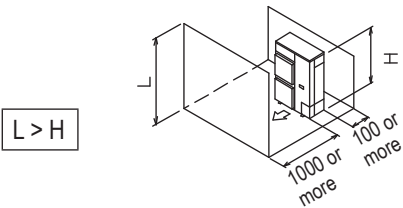
3. Where there are obstacles on both suction and discharge sides:

Pattern 1

Where the obstacles on the discharge side is higher than the unit:
(There is no height limit for obstructions on the intake side.)

(a) No obstacle above

- (1) Stand-alone installation



- (2) Series installation (2 or more) (note)

