

RXYSQ-TY9 RXYSQ-TV9

Required installation space

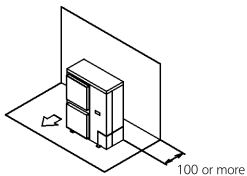
The unit of the values is mm.

(A) When there are obstacles on suction sides.

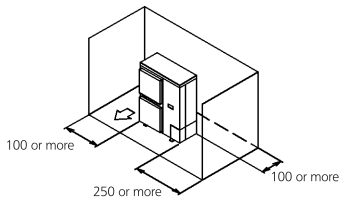
• No obstacle above

① Stand-alone installation

- Obstacle on the suction side only

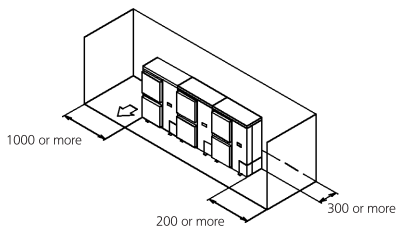


- Obstacle on both sides



② Series installation (2 or more)

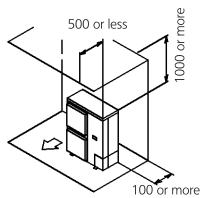
- Obstacle on both sides



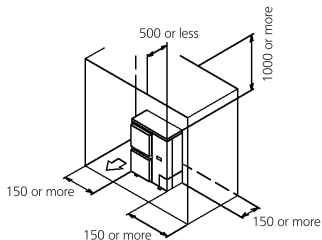
• Obstacle above, too.

① Stand-alone installation

- Obstacle on the suction side, too

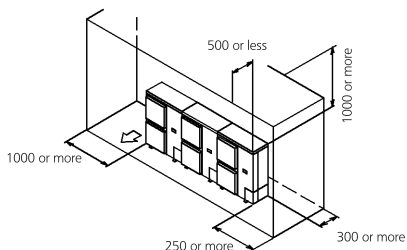


- Obstacle on the suction side and both sides



② Series installation (2 or more)

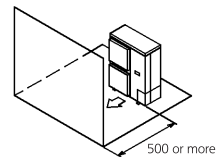
- Obstacle on the suction side and both sides



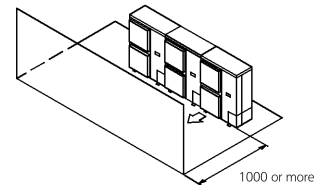
(B) When there are obstacles on discharge sides.

• No obstacle above

① Stand-alone installation

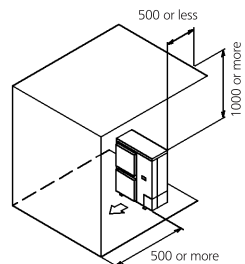


② Series installation (2 or more)

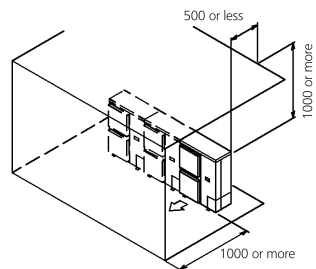


• Obstacle above, too

① Stand-alone installation



② Series installation (2 or more)



(C) When there are obstacles on both suction and discharge sides.:

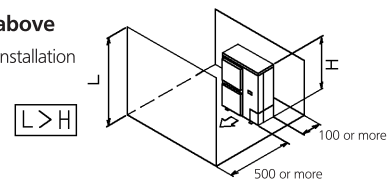
Pattern 1

When the obstacles on the discharge side is higher than the unit.

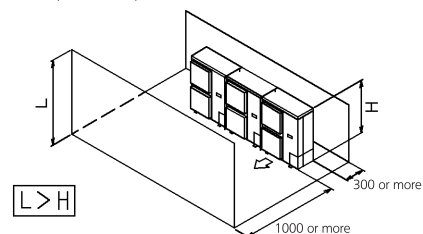
(There is no height limit for obstructions on the intake side.)

• No obstacle above

① Stand-alone installation



② Series installation (2 or more)



3D045696D