





ZB Sensor-Sealing Kit

E1400177


(for units with high humidity and cooling mode)




1. separate the single stripes at the perforated mark (no tool necessary)




2. loose the paper from one side



3. hold the stripe between the sensors



4. and twist it around the sensor




5. until it is completely covered



6. close all gaps and tight it up



7. after 24h the material has created a shining layer



8. You have to do it with each of the sensors. The material will stay flexible and can easily and restless be removed.

ROTEX